

VHEMBE DISTRICT MUNICIPALITY



DRAFT 2013/14 IDP REVIEW

TABLE OF CONTENT

SECTION 1: EXECUTIVE SUMMARY	1
1.1 Vhembe District Municipality	1
1.2 Powers And Functions	2
1.3 IDP Process Overview	4
1.4 VDM Priorities And Target	7
SECTION 2: SITUATIONAL ANALYSIS	10
2.1 Population growth trends	10
2.2 Households trends in VDM	12
2.3 Spatial analysis	14
2.4 Infrastructure cluster priorities analysis	46
2.5 Governance and Administration Cluster Priorities Analysis	79
2.6 Social Cluster Priorities Analysis	102
2.7 Economic Cluster Priorities Analysis	116
2.8 Justice Cluster Priorities Analysis	134
2.9 SWOT Analysis	138
SECTION 3: VISION	146
SECTION 4: MISSION	146
SECTION 5: STRATEGIC OBJECTIVES, INDICATORS/ STRATEGIES AND TARGETS	147
5.1 Spatial development framework and rationale	164
5.2 Basic service delivery	167
5.3 Local economic development	168
5.4 Municipal transformation and organizational development	172
5.5 Municipal financial viability and management	204
5.6 Good governance	215
SECTION 6: IMPLEMENTATION PLAN	221
6.1 VDM Programmes and Projects	221

LIST OF TABLES

1.1 Composition of Councilors in the District.....1

1.2 District Priorities and Targets per Cluster.....7

1.3 Strategic Opportunities.....9

2.1 Population Statistics in VDM.....10

2.2 Number of Birth and Death) by Hospitals 2011 in the District.....11

2.3 Child Mortality Rate (%) /1000 Live birth 2011.....12

2.4 Number of household per municipality.....12

2.5 Types Of Main Dwellings Per Municipality.....13

2.6 Spatial location and description.....14

2.7 Nodal points in the district.....15

2.8 Informal settlement in the district.....16

2.9 Tenure status.....16

2.10 Land Claims in Vhembe District Municipality.....18

2.11 Source of water by population group of head of household.....47

2.12 Purifications plant & Boreholes.....50

2.13 Water connections in the district.....52

2.14 Types of water services needed.....53

2.15 Performance Log of the Municipal Blue Drop Scores for 2011 and 2012.....54

2.16 Green Drop Report.....55

2.17 VIP toilets provided since 2003/12 and backlog.....58

2.18 District Sewage Treatment plant.....58

2.19 Toilet facilities by Population group of head of household.....59

2.20 Energy supply per Local Municipality.....60

2.21 Municipalities, energy or fuel for heating by head of the household.....60

2.22 Energy or fuel for lighting by population group of head of the household.....61

2.23 Energy or fuel for cooking by population group of head of the household....61

2.24 Free Basic Services and Indigent Support per Municipality (Households.....62

2.25 Number of schools and pupils.....63

2.26 Health Facilities.....65

2.27	Access to water and sanitation.....	66
2.28	Social services facilities.....	67
2.29	Housing backlog.....	69
2.30	Sports, Arts and Culture facilities per local municipality.....	69
2.31	Provincial Roads In VDM 2012.....	72
2.32	Bus and Taxi ranks per local municipality.....	72
2.33	Taxi and subsidized Bus routes.....	73
2.34	Major Public Transport Corridor Routes in VDM Area.....	74
2.35	The employment summary in the district 2012/13.....	79
2.36	Human Resource Policies.....	80
2.37	Skills Audit 2012/13.....	82
2.38	Employee Wellness Programme case management statistics for 2012/13...84	84
2.39	Auditor General Opinion per Municipality.....	89
2.40	Billing v/s collection 2011/12.....	90
2.41	Revenue by source projection.....	91
2.42	Expenditure per year.....	94
2.43	District Vehicles.....	96
2.44	Verified infrastructure assets.....	96
2.45	2012 Assets Valuation.....	97
2.46	Refuse disposal per municipalities.....	105
2.47	Health surveillance of premises in the district.....	107
2.48	Vhembe District Disaster Risk Profile.....	110
2.49	Numbers of Schools and Pupils 2011/12 in the district.....	111
2.50	Level of education per Municipality.....	113
2.51	Social grants per Municipalities.....	116
2.52	Employment status in Vhembe District Municipality.....	118
2.53	Individual monthly income.....	119
2.54	Jobs created through EPWP in Vhembe District Municipality.....	120
2.55	Recreational facilities 2012.....	125
2.56	Opportunities in the mining sector.....	127
2.57	Internal strength\ weakness municipality.....	138
2.58	External opportunities \ negatives municipality.....	142
5.1	Infrastructure cluster strategic objectives and indicator/strategies.....	147

5.2 G&A strategic objectives and indicators/strategies.....	149
5.3 Social cluster strategic objectives and indicators/strategies.....	157
5.4 Economic cluster strategic objectives and indicators/strategies.....	160
5.5 Justice cluster strategic objectives and indicators/strategies.....	162
5.6 District key Development Priority Areas.....	164
5.7 Opportunities of Agricultural Sector in Musina.....	169
5.8 Opportunities of Agricultural Sector in Mutale.....	169
5.9 Opportunities of Agricultural Sector in Thulamela	169
5.10 Opportunities of Agricultural Sector in Makhado.....	170
5.11 Thrust and Implementation status of LED Strategy.....	172
5.12 Audit Findings and Interventions.....	204
5.13 Operating budget.....	213
5.14 Capital budget.....	213
5.15 Capital projects.....	213
5.16 VDM Corporate Calendar 2012/13.....	215
6.1 Infrastructure Programmes and Projects.....	221
6.2 Social Cluster Programmes and Projects.....	350
6.3 Governance and Administration Programmes and Projects.....	355
6.4 Economic Cluster Programmes and Projects.....	362
6.5 Justice Cluster programmes and projects.....	379

LIST OF FIGURES

1.1 Locality Map	2
1.2 Institutional Arrangements For The IDP Process and Implementation.....	6
2.1 The District age structure pyramid.....	11
2.2 Nodal Points.....	15
2.3 Water treatment plant & schemes.....	48
2.4 Education facilities.....	64
2.5 Hospitals & Clinics distribution.....	65
2.6 Transport network and police station.....	68
2.7 District Subsidized Corridor Bus Operation.....	75

2.8 Tourism and Heritage sites in the district.....	122
2.9 Mineral potential in the district.....	127
2.10 Agricultural areas in the district.....	130
2.11 Livestock areas in the district.....	131
5.1 District key development areas.....	165
5.2 Nodal points map	167
5.3 Tourism attraction center map.....	171

SECTION 1: EXECUTIVE SUMMARY

1.1 VHEMBE DISTRICT MUNICIPALITY

Vhembe District Municipality is a Category C Municipality, established in the year 2000 in terms of Local Government Municipal Structures Act No. 117 of 1998. It is a municipality with a Mayoral Executive System contemplated in section 3(b) of the Northern Province Determination of Types of Municipality Act, 2000.

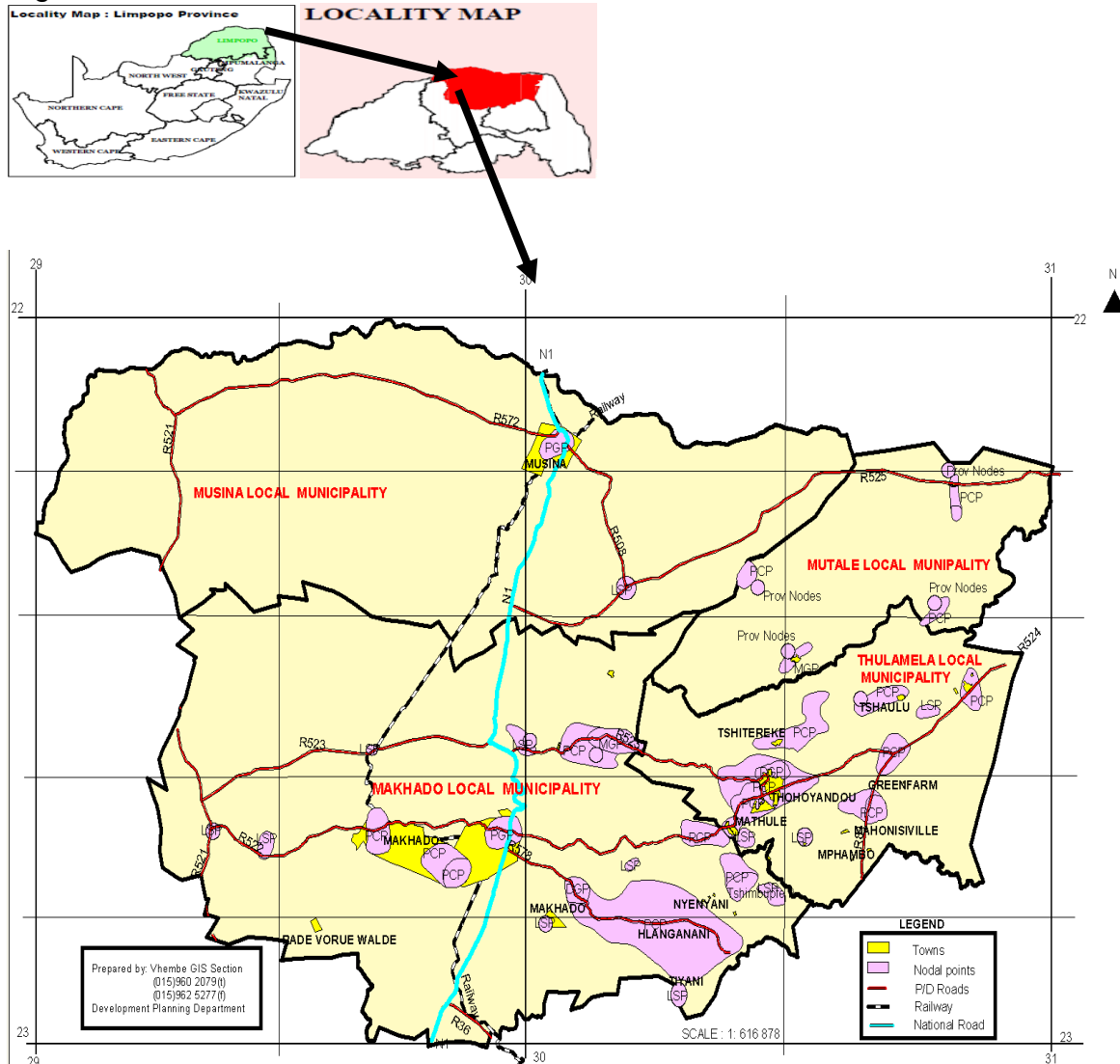
It consists of four local municipalities: Thulamela, Makhado and Mutale which are category B executive municipality and Musina category B plenary. The composition of Councillors in the district including locals is indicated in table 1.1 below.

Table 1.1: Composition of Councillors in the District

Councillors	Thulamela	Makhado	Mutale	Musina	VDM
Directly Elected	40	38	13	06	23
Proportional Representative	40	37	13	06	35
Total	80	75	26	12	58

The district is located in the Northern part of Limpopo Province and shares borders with Capricorn, Mopani District municipalities in the eastern and western directions respectively. The sharing of borders extends to Zimbabwe and Botswana in the North West and Mozambique in the east-south through the Kruger National Park respectively as indicated in figure 1.1 below. The District covers 21 407 square km of land with total population of **1 294 722** people according to Stats SA, 2011. Makhado covers 8 567.38km² (8 586.95 km²) 23° 00' 00'' S 29° 45' 00'' E.; Thulamela covers 2 904.55km² :22° 57' S 30° 29' E, Mutale municipality covers 2 367.19 km² :22° 35' S 30° 40' E), Musina covers 757 829 km² : 23° 20' 17'' S 30° 02' 30'' E

Figure 1.1



1.2 POWERS AND FUNCTIONS

The Vhembe District Municipality has the following powers and functions assigned to it in terms of the provisions of Section 84 (1) of the Municipal Structures Act, no 117 of 1998:

- Integrated development planning for the district municipality as a whole, including a framework for integrated development plans of all municipalities in the area of the district municipality

- Bulk supply of electricity that affects a significant proportion of municipalities in the district. This function is currently being rendered by ESKOM whilst the district is subsidizing free basic electricity and reticulations within four local municipalities
- Domestic waste – water and sewage disposal system
- Solid waste disposal sites serving the area of the district municipality as a whole
- Municipal roads which form an integral part of a transport system for the area of the district municipality as a whole
- Regulation of passenger transport services
- Municipal airports serving the area of the district municipality as a whole
- Municipal health services serving the area of the district municipality as a whole
- Fire fighting services serving the area of the district municipality as a whole
- The establishment, conduct and control of fresh produce markets and abattoirs serving the area of a major proportion of the municipalities in the district
- The establishment, conduct and control of cemeteries and crematoria serving the area of a major proportion of the municipalities in the district
- Promotion of local tourism for the area of the district municipality
- Municipal public works relating to any of the above functions or any other functions assigned to the district municipality
- The receipt, allocation and , if applicable, the distribution of grants made to the district municipality
- The imposition and collection of taxes, levies and duties as related to the above functions or as may be assigned to the district municipality in terms of national legislation.
- The District is both the water services authority and provider
- It should be noted that Environmental/Municipal Health Services is transferred from Limpopo Department of Health and Social Development to Vhembe District Municipality.

Generally a district municipality must seek to achieve the integrated, sustainable and equitable social and economic development of its area as a whole by—

- Ensuring integrated development planning for the district as a whole:
- Promoting bulk infrastructural development and services for the district as a whole;
- Building the capacity of local municipalities in its area to perform their functions and exercise their powers where such capacity is lacking; and
- Promoting the equitable distribution of resources between the local municipalities in its area to ensure appropriate levels of municipal services within the area.

1.3 IDP PROCESS OVERVIEW

Municipal Systems Act 32 of 2000, Chapter 5 requires that all the (i.e. Metros, District and locals) municipalities to develop an Integrated Development Plans (IDP's). A municipal council must, within a prescribed period after the start of its elected term, adopt a single, inclusive and strategic plan for the development of the municipality: IDP Integrated Development Planning is a process through which a municipality and other role players compile a blueprint outlining how services will be rolled out to the community.

The provision of the act also require municipalities to develop an integrated development planning (IDP) to give effect to the objects of local government as set out in section 152 of the Constitution, give effect to its developmental duties as required by section 153 of the constitution and together with other organs of state contribute to the progressive realization of the fundamental rights contained in section 24,25,26,27 and 29 of the Constitution. Provisions from Municipal Systems Act require such IDP to be reviewed annually.

It is within this background that as a district we are engaged in the process of reviewing the 2012/13 IDP which must be read within the context of the 2012-17 IDP document in order to develop 2013/14 IDP Review.

1.3.1 Institutional Arrangements for the IDP Process and Implementation

In order to manage the drafting of IDP outputs effectively, Vhembe District Municipality institutionalized the participation process thereby giving affected parties access to contribute to the decision-making process. The following structures, linked to the internal organisational arrangements have therefore been established:

IDP Steering committee which is chaired by the Municipal Manager, and composed as follows: General Managers, Senior Managers, Managers, Projects Managers, Technicians (post level 4 &5), Professionals (post level 4 &5, Specialists/ Experts (post level 4 &5) and PMU.

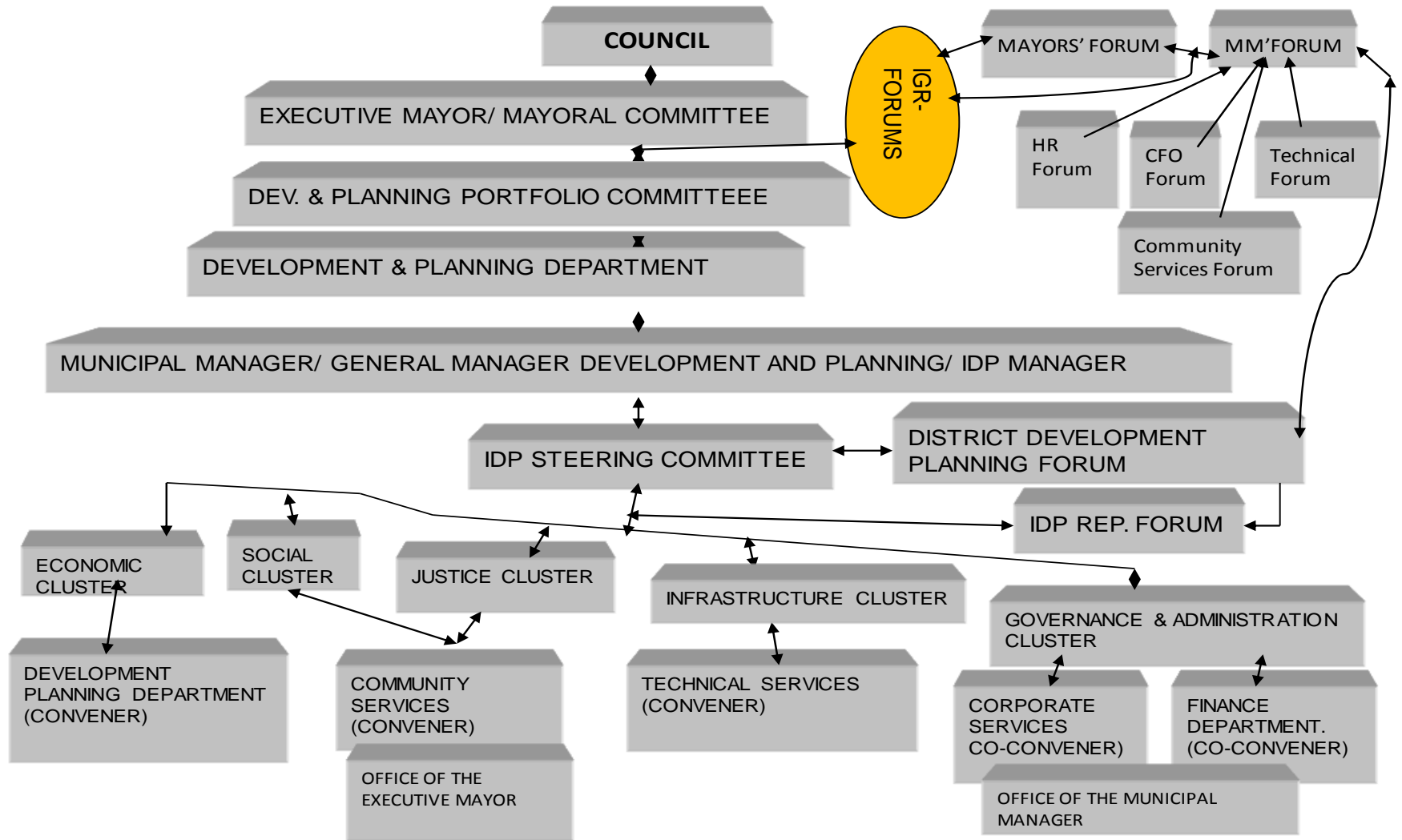
District Development Planning forum chaired by Development & Planning General Manager, and composed of the following: The district and its four local municipalities, Development and Planning Managers, Technical Managers, LED Managers, IDP Managers, Spatial Planners, Surveyors, Transport Planning Managers, GIS Managers from municipalities, University of Venda, Madzvhandila Agricultural College, Parastatals i.e. State owned enterprise, Representatives from sector departments at planning sections and representatives from Traditional Leaders.

IDP Representative forum chaired by The Executive Mayor and composed by the following Stakeholder's formations "inter alia: Vhembe District Municipality, Local Municipalities i.e. Makhado, Musina, Thulamela and Mutale, Governmental

Departments i.e. (District, Provincial and National Sphere's representatives), Traditional leaders, Organized business, Women's organization, Men's organization, Youth movements, People with disability, Advocacy Agents of unorganized groups, Parastatals, NGO's and CBO's, Other service providers i.e. consultants and constructors, Other Social Sectors and Strata, University of Venda, Madzivhandila Agricultural College, Further Education and Training (FET), Aged People's Forum, Moral Regeneration and Youth Council

IDP Clusters chaired by departmental General Managers and composed of experts, officials, and professionals from all spheres of government: Governance and Administration, Economic, Social, Infrastructure, and Justice Clusters.

Figure 1.2: INSTITUTIONAL ARRANGEMENTS FOR THE IDP PROCESS AND IMPLEMENTATION



1.4 VHEMBE DISTRICT MUNICIPALITY PRIORITIES AND TARGET/GOALS

Table 1.2: District Priorities and Targets/Goals per Cluster

Social Cluster	
Priorities	Municipal Targets/Goals
Provision of fire and rescue services.	<ul style="list-style-type: none"> To improve access to services through provision, operations and maintenance of economic and social infrastructure by 2015 Develop Monitoring and Evaluation (M& E) plan by 2013/14 8 HAST awareness campaigns, 8 DACTC and DAC by 2013/14 Distribute 6000 condoms Conduct 20 inspections on waste disposal facilities by 2013/14 Conduct 40 Environmental health awareness Conduct 1 600 non food and 300 food premises by 2013/14 Conduct 80 water, 20 food and 12 Air sampling Conduct 320 fire inspection on business and government building by 2013/14 Conduct 40 Fire training and 40 awareness 100% response to incident reported by 2013/14 Establishment of Call Center Facilitate 4 District Sport Council meetings, 4 District Arts and Culture Council meeting, 7 District sport activities/events, 4 Arts & Culture meetings Conduct 4 empowerment events and establish District Moral Regeneration Forum by 2013/14. Awarding bursary to 60 needy learners by 2013/14
Disaster management provision	
Environmental/ municipal health provision	
Health and social development services provision	
Educational services provision	
Special programmes for the moral regeneration, youth, gender, disable people, children, and pensioners	
Economic cluster	
Enterprise Development (SMMEs)	<ul style="list-style-type: none"> Empowering 144 SMMEs through Supply Chain Procurement System by 2013/14 Supporting and empowering 59 SMMEs through LED Initiatives by 2013/14 Create 7 980 jobs through EPWP by 2013/14 Facilitate demarcation of 990 sites 100% reduction in unknown project location through 25 shape file creation (Projects Cordinates) by 2013/14
EPWP	
Spatial Planning	
Geo-Spatial (GIS)	

Governance and Administration cluster	
Municipal Transformation and Organizational Development	<ul style="list-style-type: none"> • Filling 64 budgeted vacant posts 2013/14 • To have clean audit report by 2014 • Training 60 employees on chronic illness 2013/14 • Send 60 employees for medical surveillance 2013/14 • Provision of 460 employees with Personal protective equipment 2013/14 • Ensure 1900 employees sign Performance Agreement 2013/14 • Upgrade bandwidth from 512k to 2MB 2013/14 • To review organizational structure in line with the IDP review, and ensure that all posts are attached with job descriptions and all budgeted vacant posts are filled. • Registration of 15 Municipal sites by 2013/14 • Approved budget by 2013/14 • Monthly, Quarterly, Mid year and Annual Report on budget implementation as required by MFMA by 2013/14 • Ensure 16 Cluster meetings, 4 District Technical Forum • Approved 2013/14 IDP Review • Audit Reports (8 Audit Committee/ 4 Internal) • Conduct annual Risk Assessment and compile 4 assessment report by 2013/14 • Resolved all issues raised by the AG (31 findings) • Produce 4 Newsletter, 4 Imbizo by 2013/14 • 4 IDP/Budget Consultative meetings
Financial management and viability	
Good governance and Community Participation	
Infrastructure cluster	
Water Supply	<ul style="list-style-type: none"> • To improve access to services through provision, operations and maintenance of economic and social infrastructure by 2015 ✓ Provide 4000 hh with water above RDP Standard by 2013/14 ✓ Provide 15 583 hh with water at RDP Standard by 2013/14 ✓ Provision of 4000 VIP Toilets by 2013/14 • To halve people who do not have access to basic sanitation by 2015 • To ensure everyone has access to electricity in 2014
Sanitation	
Electricity supply	
Public transport planning (Transport and Logistic management)	
Roads & storm water	

infrastructure development.	<ul style="list-style-type: none"> • Host 4 Public Transport Months Programme by 2013/14 • Empowering 12 Transport Organised Formations by 2013/14 • To provide safe, affordable, reliable, efficient and fully integrated transport operations and infrastructure by 2020
Provision of sports, arts & culture infrastructure	
Justice cluster	
Provision of safety and security	<ul style="list-style-type: none"> • Conduct 4 Crime awareness campaign by 2013/14 • Conduct 4 Crime management forum by 2013/14 • Conduct 2 workshops on crime prevention by 2013/14 • To implement an efficient and effective Anti-Fraud and Corruption Strategy within the district.

Source: VDM, 2013

Table 1.2 above indicates priorities and targets per cluster.

Table 1.3: STRATEGIC OPPORTUNITIES

OPPORTUNITIES
<ul style="list-style-type: none"> • Location / bordering onto three countries / importation of scarce skills / trading in needed commodities • Natural tourism attractions, "land of legend", Frontier Park, Baobab Tree, Tshatshingo Potholes, Biosphere Natural Reserve • Infrastructure • Water catchments and Dams • Potential for alternative energy • Willingness of communities to participate in planning • Support through PPP • Existence of cooperatives • Tourism attraction centers & heritage sites • Accommodations and B&B • Mining

OPPORTUNITIES

- Agriculture

SECTION 2: SITUATIONAL ANALYSIS

2.1 POPULATION GROWTH TRENDS

Table 2.1. below shows that the population of Vhembe District from Census 2001 was 1 198 056 and 1 294 722 from Census 2011. It reveals that from 2001 to 2011 the population of Vhembe has increased by 96 666 people.

Table 2.1: Population Statistics in Vhembe District Municipality

	Vhembe District Municipality	Musina Local Municipality	Mutale Local Municipality	Thulamela Local Municipality	Makhado Local Municipality
Census 2001	1 198 056	39 310	82 656	580 829	495 261
Census 2011	1 294 722	68 359	91 870	618 462	516 031
Pop. Growth	96 666	29 049	9 214	37 633	20 770

Figure 2.1 : The District age structure pyramid (Census 2011)

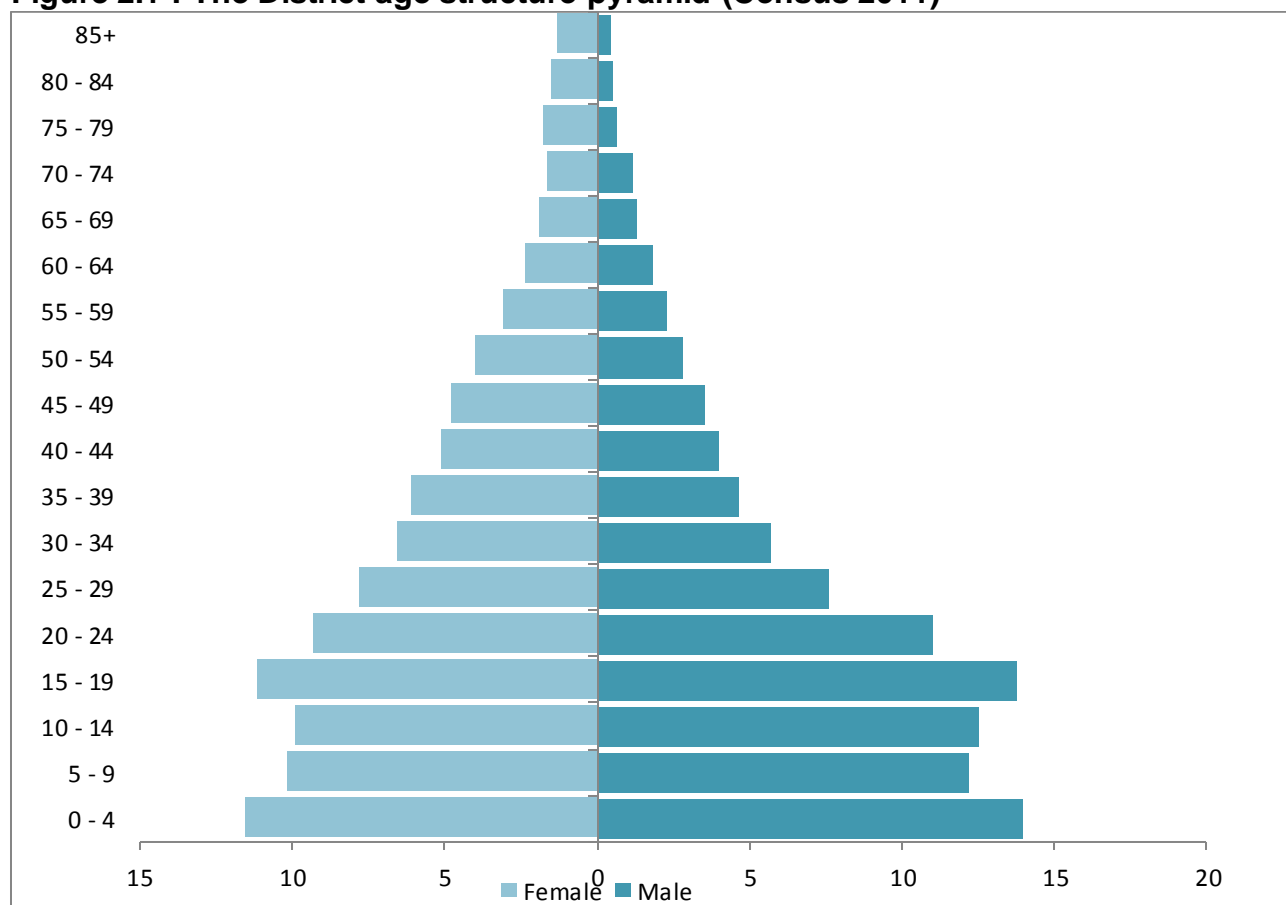


Figure 2.1 above shows that there are more males than females between the age of 0 to 24yrs.

Table 2.2: Number of Birth and Death) by Hospitals 2011 in the District

Institution	Birth		Death		Pop. Growth
	Male	Female	Male	Female	
Donald Fraser Hospital	2251	2005	468	472	18 416
LTT Hospital	807	726	145	106	
Malamulele Hospital	1896	2069	296	296	
Elim Hospital	1897	1803	452	460	
Tshilidzini Hospital	2798	2478	792	761	
Silaom Hospital	1404	1698	307	328	
Messina Hospital	916	833	157	125	
Vhembe District	11969	11612	2617	2548	
Pop. Growth	23581		5165		18 416

Source: Dept of Health, 2012

Table 2.2 above shows that 23 581 children in 2011 were born and 5 165 is a general population death in the District Hospitals. The difference of birth and death is 18 416, which is the total number of population growth. The number of birth and death in the District hospitals however do not necessarily depicts number of District population since some of the people might be from other districts and Provinces in South Africa or Other countries. The table accurately depicts the total number of birth and death by sex in Vhembe District hospitals.

Table 2.3: Child Mortality Rate (%) /1000 Live birth 2011

HOSPITALS	Tshilidzini	Donald Frazer	Siloam	Malamulele	Messina	Elim	Louis Trichardt	VDM
INFANT MORTALITY RATE	6	6.9	8.2	8.5	7.1	4.7	5.8	6.9
UNDER 5 MORTALITY	4.5	3.5	4.4	7.6	8.4	2.4	4.1	4.7

Source: Dept. of Health, 2012

Neonatal death rate is usually targeted at half the target of stillbirth rate. Table 2.3 above indicates that Infant mortality rate is 6 % per 1000 live birth and Under 5 Mortality is 4.5% per 1000 live birth at Tshilidzini hospital. The average infant mortality in all hospitals in the district is 6.9% per 1000 live birth while under 5 mortality rate is 4.7%.

2.2 HOUSEHOLDS TRENDS IN VHEMBE DISTRICT MUNICIPALITY

Table 2.4 Number of household per municipality

Area Years	Vhembe District Municipality	Musina Local Municipality	Mutale Local Municipality	Thulamela Local Municipality	Makhado Local Municipality
Census 2001	264 505	11 577	18 051	125 900	108 978
Census 2011	335 276	20 042	23 751	156 594	134 889
Households Rise	70 771	8 465	5 700	30 694	25 911

Source: Census 2001& Census 2011

According to Census 2011, the number of households in Thulamela are 156 594, Makhado are 134 889, Musina 20 042 and Mutale 23 751. Thulamela municipality has the highest number of households then followed by Makhado, Musina and Mutale municipality as shown in table 2.4 above. The number of household since Census 2011 has risen to 30 694 households in Thulamela, 25 911 in Makhado, 8 465 in Musina and 5 700 in Mutale municipality as revealed by comparing to Census 2001 figures. The number of household always increases as the population increases and these figures might not be absolute. Therefore there is a need to review household figures annually to have absolute number of household to be able to deliver quality services to the communities.

2.2.1 Types of dwellings

	Mutale	Thulamela	Musina	Makhado	Total
House or brick/concrete block structure on a separate stand or yard or on a farm	20 547	131 823	13 352	121 461	287 183
Traditional dwelling/hut/structure made of traditional materials	2 693	20 390	1 956	6 749	31 788
Flat or apartment in a block of flats	43	366	213	655	1 276
Cluster house in complex	20	240	177	215	652
Townhouse (semi-detached house in a complex)	7	22	14	168	211
Semi-detached house	23	276	40	432	770
House/flat/room in backyard	66	1 370	817	682	2 935
Informal dwelling (shack; in backyard)	108	889	1 851	1 737	4 585
Informal dwelling (shack; not in backyard; e.g. in an informal/squatter settlement or on a farm)	61	717	1 056	1 736	3 570
Room/flatlet on a property or larger dwelling/servants quarters/granny flat	19	174	385	337	915
Caravan/tent	41	73	64	139	317
Other	123	256	119	578	1 075

Source: Statssa-Census 2011

Table 2.5 above indicates the types of main dwellings, informal dwellings/shack in backyard is 4 585 and informal dwelling/shack not in the backyard (squatters) is 3 245. Adding the two figures, the total is 6 923, the formal houses is therefore 327 095 which is the difference of households and Informal houses.

2.3 SPATIAL ANALYSIS

The district is located in the Northern part of Limpopo Province and shares borders with Capricorn, Mopani District municipalities in the eastern and western directions respectively. The sharing of borders extends to Zimbabwe and Botswana in the North West and Mozambique in the east-south through the Kruger National Park respectively. The District covers 21 407 square km of land with total population of **1 294 722** million people according to Stats SA, 2011.

Table 2.6: Spatial location and description

Area(km ² /ha)	Thulamela	Makhado	Mutale	Musina	VDM
Urban	None	None	None	10 000 ha	None
Rural		None	None	63 000 ha	None

NB. SDF not clear on land cover in terms of areas classification/ description/ categorization:
Rural areas

National Spatial Development Perspective recognizes the importance of space economy in addressing issues of poverty and introduces principles to guide spatial planning or space economy. National Development Plan aims to deal with spatial pattern that exclude the poor from the fruits of development. The province has Spatial Rationally to deal with hierarchy of settlements and Limpopo Employment Growth and Development Plan (LEGDP) to deal with provincial growth points. District has SDF which is aligned to NSDP, Spatial Rationale, National Development Plan and LEGDP which deals with spatial issues. The local municipalities have SDF and LUMS aligned to above plans.

2.3.1 Hierarchy of settlement

The Spatial Rationale highlighted the settlement hierarchy based on the classification of individual settlements (i.e. towns and villages) in which the hierarchy is characterized as follows:

First order settlement (Growth Points) which are further characterized into three categories i.e.

- ◆ Provincial Growth Point;
- ◆ District Growth Point;
- ◆ Municipal Growth Point;

➤ Second Order Settlements (Population Concentration Point);

- Third Order Settlement(Local Service Points);
- Fourth Order Settlement(Villages Services Areas);
- Fifth Order Settlement (Remaining Small Settlements);

Settlement Clusters indicate priority development areas/ nodes in which primarily first order settlement and second order settlements are identified. Growth Points are therefore the highest order in the settlement hierarchy, with population concentration points being the second order in the settlement hierarchy. The Vhembe District Municipality Spatial Development Framework comprises of the following key development priority areas refer to the map: figure 2.2

Figure 2.2: Nodal Points

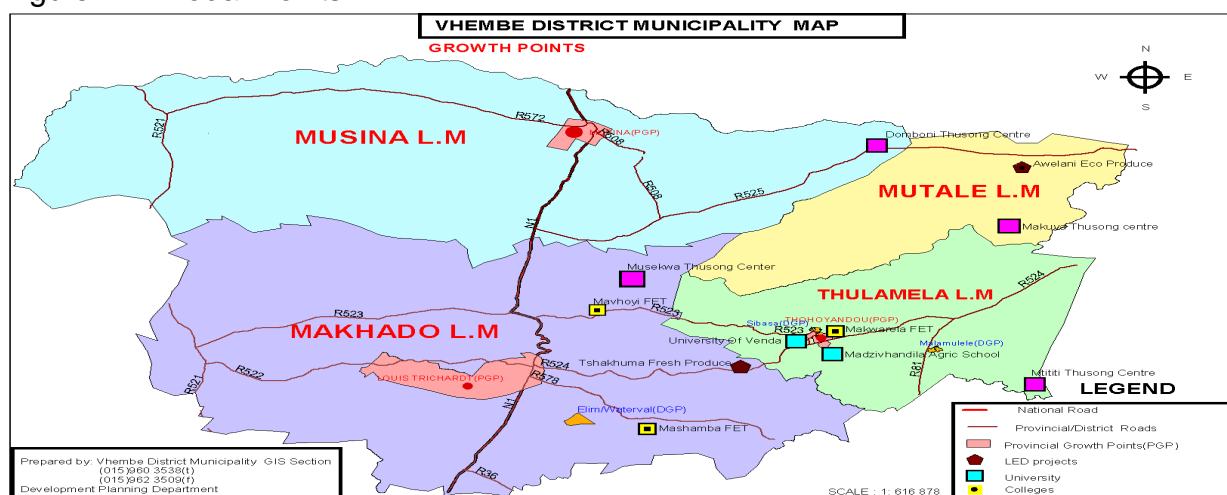


Table 2.7: Nodal points in the district

GP	MUSINA	MAKHADO	MUTALE	THULAMELA
PGP	Musina (Declared special economic zone)	Makhado		Thohoyandou
DGP		Elim And Watervaal		Sibasa and Malamulele
MGP		Vuwani /Dzanani/Hlanganani Bungeni	Tshilamba Tshandama Masisi	Mhinga
LSP	Tshipise	Vleifontein Waterpoort Valdesi Oliphantshoek Mamvuka		Lwamondo Dzwerani, Phaphazela, Xikundu

Table 2.7 above shows nodal points in the district: PGP-Musina, Makhado & Thohoyandou

2.3.2 Transport mobility

The following corridors link nodes in the district:

- ✓ N1 National Road from Polokwane to Beitbridge .
- ✓ R522 from Vivo to Makhado
- ✓ R523 from Vivo via Waterpoort to Masekwapoort
- ✓ R521 from Vivo to Pont drift Border
- ✓ R572 from Musina to Pont drift
- ✓ R524 from the Makhado central business district to Punda Maria and Mozambique
- ✓ R529 from Basani, Malamulele, Giyani to Moiketsi
- ✓ R81 from Road R524 to Giyani
- ✓ R525 from Mopani the N1 Road to Pafuri Gate
- ✓ R578 from Kruger National Park, Malamulele, Vuwani, Giyani via Elim to the N1 National Road
- ✓ Thohoyandou, Masisi, Tshikondeni and Phafuri gate

Table 2.8: Informal settlement in the district

MUNICIPALITI ES	Thulamela	Makhado	Musina	Mutale
Informal Settlement	02 (Rhulani/ Xipurapureni)	None	None	None

Table 2.8 above indicate that Thulamela Municipality has 02 informal settlement on the otherhand Mutale, Makhado and Musina municipality has no informal settlement.

2.3.3 Land Administration

The major problems in land administration are lack of survey general plans by villages, land invasion, backyard rooms, rezoning, breaking new grounds human settlements (Integrated settlements) and property rates

2.3.3.1 Land ownership

Table 2.9: Tenure status					
	Mutale	Thulamela	Musina	Makhado	District
Rented	924	8 251	8 670	10 367	28 212
Owned but not yet paid off	1 465	6 630	679	5 750	14 524
Occupied rent-free	7 419	38 479	4 875	38 520	89 293

Owned and fully paid off	13 767	102 522	5 592	78 113	199 994
Other	177	712	226	2 140	3 254

Source: Statssa - Census 2011

Table 2.9 above shows the district tenure status of which 102 522 are owned and fully paid off in Thulamela and in Mutale is 13 767. The rented status in the district is 28 212. The District is characterized by private land i.e. freehold title and state owned land i.e. leasehold/PTO by public works, Municipal and Department of Rural and Land Reform.

Privately owned land is 124 378.155 Ha, 67 085.746 Ha Parastatals land, 56 631.6707 Ha Tribal land and 512 049.983 Ha Government.

2.3.3.2 Zoning and land-use

Local municipalities have land available for industries, residential and business and more information is available in LMs IDPs, SDF and LUMs. District key developmental areas are indicated in figure 5.1. Land availability for mining and agriculture are shown in this document: page 102, 137-142.

2.3.3.3 Land claims in Vhembe District Municipality

Table 2.10 (A-C) below shows that the total number of claims lodged in Vhembe District Municipality is 1042 of which 898 have been settled and 13 partly settled. Urban claims are 129 and rural 748 of which the outstanding claims are 124. The main challenge is unsettled claims which impact on planning & develop on claimed land.

Table 2.10(A) Vhembe Outstanding Claims

KRP	District Municipality	Local Municipality	Claim Name	Property Description	Status
9980	Vhembe	Unclear	Shirinda T	Unclear Property	Research
10171	Vhembe	Makhado	Leshabane HM	Olifantshoek 65 LT	Research
10978	Vhembe	Thulamela	Chief Neduvhedza TS	Unclear Property	Research
9490	Vhembe	Thulamela	Khosa HD	Tshibase	Research
9016	Vhembe	Thulamela	Mashaba MM	Tshibielwe 268 MT	Research
10189	Vhembe	Thulamela	Mundalamo GK	Tshitangoni Makhambe	Research
11156	Vhembe	Thulamela	Ramavhale C	Serfontein Farm	Research
10987	Vhembe	Makhado	Chief Netshilindi JM	Locatie Van Knopneuzen 230 LT	Research
9995	Vhembe	Makhado	Ratshilumela B	Witvlag Farm in Louis Trichardt	Research
394	Vhembe	Thulamela	Bouwer JL	Feeskraal 85 MT	Research
1E+07	Vhembe	Thulamela	Ndindani Community (John Mbazima Chauke)	Mahlathi-Ndindani-Unclear (Kruger National Park)	Negotiations
10310	Vhembe	Thulamela	Vondwe Community	Chibase 213 MT	Negotiations
10538	Vhembe	Thulamela	Mudau EP	Unclear Property	Research
350/343	Vhembe	Thulamela	Tshikonelo Community	Ptn 0 & 1 of Graham 276 MT	Research
9498	Vhembe	Thulamela	Tshimbupfe Community	Unclear	Research
354/356/358/359/360/362/374/377/389/390	Vhembe	Thulamela	Vhelufokhamuvo Cluster(Lutanze,Vondo,Vondo Lathavha,Khalavha,Tshiheni,Murangoni,Mukumbani,Tshidzivhe & Fondwe)	Ptn 5 of Tonondwe 198 MT, R/E, 1,2,3,4,5,6,7 of Tatevondoforest 214 MT	Negotiations
5568	Vhembe	Makhado	Makongoza Dynasty	Kidsgrove 739 MS, Davenham 740 MS, Wwemlow 786 MS, Alaska 784 MS, Beeston 785 MS, Klipfontein 789 MS, Outlook 789 MS, Fife 790 MS, Harnham 793 MS, Zwarthoek 796 MS	Negotiations

Table 2.10(A) Vhembe Outstanding Claims

KRP	District Municipality	Local Municipality	Claim Name	Property Description	Status
5566	Vhembe	Makhado	Mahatlane Tribe	Hoegmond 285 LT, Nieuwveld 294 LT, Grootfontein 279 LT, Zonneblom 277 MT, Morgenzon 94 MT, Piesandhoek 74 MT, Ossenhoek 70 MT, Hoogmond 69 MT, Helderwater 95 MT, Zonneblom 105 MT	Negotiations
10641	Vhembe	Thulamela	Madonsi Community(Hlungwane PP)	Land Inside Kruger National Park	Negotiations
10668	Vhembe	Thulamela	Muyexe Community (Maluleke KB)	Land Inside Kruger National Park	Negotiations
3617	Vhembe	Makhado	Ramaru Community	Welgevonden 36 LT, Ballymore 42 LT, Doornspruit 41 LT, Styldrift 46 LT, Moddervlei 44 LT, Wterval 45 LT, Maschappes 82 LT, Nooitgedacht 3 LT, Sterkstroom 6 LT, Goedehoop 8 LT, Uitspanning 40 LT, Beja 39 LT, Waterpan 401 LS, Vliegenpan 391 LS, Vleigenpan 381 LS	Research
5331	Vhembe	Thulamela	Mugivhi Community	Weltevreden 23 LT, Mpapuli 278 MT, Renmbander 21 LT, Dzwerani 22 MT, Laatsgevonden 20 LT	Research
11781/ 5338	Vhembe	Thulamela	Tswime/Tshilandi Royal Family	Mphefu 202 MT, Sendzane 200 MT, Mpsema 219 MT, Tonondwe 198 MT, Beaconsfield 212 MT, Siloam 199 MT	Research
1539	Vhembe	Musina	Manenzhe Community	Cato Smuts 113 MT, Pelham 112 MT, Fallershall 74 MT, Magazand 123 MT, Olimpie 114 MT, Armstice 120 MT, Trevenna 119 MT, Ziska 112 MT, Gaandrik 162 MT, Adieu 118 MT, Laura 115 MT, Truida 76 MT, Ettie 33 MT,	Research

Table 2.10(A) Vhembe Outstanding Claims

KRP	District Municipality	Local Municipality	Claim Name	Property Description	Status
				Suzette 32 MT, Adeleide 91 MT, Minnie Skirving 34 MT, Zisaan 31 MT, Wendy 36 MT, Feeskraal 85 MT, Folorodwe 79 MT, Hetthey 93 MT, Doppie 95 MT, Charlotte 90 MT, Cross 117 MT, Smokey 163 MT, Nicholson 165 MT, Malala Drift 83 MT, Vrouwensborn 80 MT, Esnefour 29 MT, Voorwaats 28 MT, Haddon 27 MT, Aletta 26 MT, Scrutton 23 MT, Skirbeek 73 MT, Woodhall 35 MT, TerBanche Hook 25 MT, Grootsukkel 22 MT, Hummie 36 MT, Kate's Hope 21 MT, Njelele's Drift 38 MT, Frampton 72 MT, Leeuwdraai 18 MT, Riverview 20 MT, Dawn 71 MT, Solitude 111 MT, Protea 125 MT, Beatrice 124 MT, David 160 MT, Twilight 16 MT, Reitz 39 MT, Amonda 161 MT, Malala Hoek 13 MT, Udini 19 MT, Senator 40 MT, Stoffel 69 MT, Deonberg 126 MT, Palmgrove 14 MT, Chirundu 37 MT, Bosbokpoort 70 MT, Joan 110 MT, Nonsiang 127 MT, Rynie 158 MT, Bokveld 12 MT, Lenin 68 MT, Hoogeveld 66 MT, Hope 109 MT, Werkplaas 120 MT, Martin 157 MT, Middelbult 41 MT, Steenbokrandies 11 MT, Trosky 67 MT, Boschrand 10 MT, Skullpoint 132 MT, Randjesfontein 43 MT, Ostend 63 MT, Kopjesfontein 64 MT, Hayoma 130 MT, Septimus 156	

Table 2.10(A) Vhembe Outstanding Claims

KRP	District Municipality	Local Municipality	Claim Name	Property Description	Status
				MT, Vryheid 8 MT, Magdala 9 MT, Oorsprong 62 MT, Boulogne 61 MT, Kromdraai 106 MT, Alicedale 138 MT, Terblanche 155 MT, Dover 44 MT, Koedoesfontein 104 MT, Veenen 48 MT, Heuningfontein 59 MT, Hertzog 103 MT, Tielman 143 MT, Tielman 143 MT, Bush 57 MT, Shangani 58 MT, Havre 60 MT, Diepie 101 MT, Sterkfontein 102 MT, Nieuwe Jaar 144 MT, Xmas 140 MT, Hardevlakte 152 MT, Mount Stuart 153 MT, Meteor 141 MT, Lotsieus 176 MT, Bosvark 178 MT, Verbaand 53 MT, Riet 182 MT, Niklaas 148 MT, Grasplaas 98 MT, Botha 147 MT, Botha 147 MT, Graaff 149 MT, Honnet 137 MT, Dorothy 734 MT, Waterside 513 MS, Jooste 511 MS, Crowland 231 MS, Blaauwkop 514 MS, Rampulana 515 MS, Van Heerden 519 MS, Beck 568 MS, Mentz 516 MS, Kranspoort 180 MT, Smuts 569 MS	
3994	Vhembe	Thulamela	Mulenzhe Community	Molenje 204 LT	Negotiations
11493	Vhembe	Thulamela	Elim-Shirley Community	R/E, R/E of Ptn 2,3,4,6,R/Eof 7,8,9,10,11 of Welgevonden 36 LT	Research
353	Vhembe	Thulamela	Duthuni Community	Chibase 213 MT(Tea Estate)	Negotiations
2418	Vhembe	Makhado	Mahonisi Royal Family Community	R/E, Ptn 2 & 6 of Locatie van Knopneuzen 230 LT, Frank Mennie 229 LT,R/E & Ptn 1 of Molenje 204 LT, Natorp 227 LT, Seelig 206 LT,Krause 226 LT, Ireland 210 LT, Van duuren 207	Negotiations

Table 2.10(A) Vhembe Outstanding Claims

KRP	District Municipality	Local Municipality	Claim Name	Property Description	Status
				LS, Jimmy Jones 205 LT, Matlitt of Murzia Fera 25 LT, R/E, Ptn 1 & 2 of Alverton 26 LT, R/E & Ptn 1 of Langverwacht 27 LT	
10979	Vhembe	Thulamela	Tshififi Community	Tshififi-Unclear	Research
11255	Vhembe	Thulamela	Mphephu NN	Timbadola 12 LT, Luheni, Germiston, Tsharidan, Losbon, Seville, Cordiz	Negotiations
10174	Vhembe	Makhado	Khorombi AM	Roodewal-Unclear	Research
11100	Vhembe	Thulamela	The Late Chief Neluvhola Tshipuliso Nelson	Tshidzini, Gaba, Muhungwini, Maunde, Tshifudi-Unclear	Research
10032016/ 2281/1141 7/232	Vhembe	Thulamela	Musingadi Community/Ndovhada/Rambuda/Makwatambani & Funyufunyu Communities	R/E of Long Edge 744 MS, R/E of Goodnestone 745 MS, R/E of Hulme 744 MS, R/E of Andover 768 MS, R/E of Peover 772 MS, R/E of Surprise 767 MS, R/E of Crewe 771 MS, R/E & Ptn 1 of Budworth 777 MS, R/E of Leek 769 MS, R/E & Ptn 1 of Sarum 245 MS, R/E of Bosley 778 MS, R/E of Rushton 775 MS, R/E of Rudyyard 779 MS, R/E of Walfield 776 MS, R/E of Tweefontein 813 MS, R/E of India 229 MS, R/E of Booths 230 LS, R/E & Ptn 1 of Bristol 760 MS, R/E of Cherford 213 MS, R/E of Ptn 0 of Turffontein 236 LS, R/E of Tweefontein 236 LS, R/E of Marton 231 MS, R/E of Bristol 241 LS, R/E of Rampain 240 LS, R/E & Ptn 1 of Verzierkerf 231 LS, R/E, R/E of Ptn 1, Ptn 3, R/E of Ptn 5, Pts 7,8,9,10,11,12,13,14,15,16,17,18,19,20,21,22,23,24,25,26,27,28,29,30,31,3	Negotiations

Table 2.10(A) Vhembe Outstanding Claims

KRP	District Municipality	Local Municipality	Claim Name	Property Description	Status
				2,33 & 37 of Rietvly 276 LS, R/E, Ptn 1,2& 3 of Downtown 250 LS, R/E of Riverside 254 LS, R/E of Trump 252 LS, R/E of Bluegumspoort 779 MS, R/E, Ptn 1,2,4,6,7,8,10,13,15& 17 of Nooitgedacht 290 LS, R/E of Holworth 783 MS, R/E of Bosley 778 MS, R/E of Ptn 0 & Ptn 1of Happy Rest, R/E of 1169 LS, R/E of Nellies Garden 259 LS, R/E of Ptn 0,1,2 & 3 of Ashfield 246 LS	
1E+07	Vhembe	Makhado	Mphakati Community	Verzamiling Van Waters 31 LT, Naboomkop 50 LT, Ongedacht 52 LT, Schynshoogte 29 LT, Vygeboomspruit 53 LT	Research
12205	Vhembe	Makhado	Sadiki Community	R/E of Waterpan 401 LS, Ptn 1 & 2 of Vleigenpan 381 LS	Negotiations
1065	Vhembe	Makhado	Mokkiebo ME	Oatlands 251 MS	Research
7824	Vhembe	Thulamela	Lukoto NM	Erf 563,564,566, R/E of Ptn 7,8 & 27 of Thohoyandou C Ext 2	Negotiations
1043	Vhembe	Makhado	Manakane DP	William Porter 90 MS	Research
1665/11096	Vhembe	Thulamela	Ha Mutsha Tribe	Weltevreden 23 LT	Research
689	Vhembe	Thulamela	Lushaka Lwa Ha Tshirundu Community	R/E, Ptn 1 of Njelele's Drift 38 MT, Ptn 0 of Frampton 72 MT, R/E& Ptn 1 of Ostend 63 MT, Ptn 0 of Limpop View 42 MT, Ptn 0 of Terblanchehoek 25 MT, Ptn 0 of Malalahoek 13 MT, Ptn 0 of Skirbeek 13 MT, Ptn 0 of Stoffel 69 MT, Ptn 0 of Bokveld 12 MT, Doreen 108 MT, Hayoma 130 MT, Joan 110 MT, Laura 115 MT, Hetty 93 MT, Doppie 95	Court Referral

Table 2.10(A) Vhembe Outstanding Claims

KRP	District Municipality	Local Municipality	Claim Name	Property Description	Status
				LT, Olympie 114 MT, Jeanette 77 MT, Adelaide 91 MT, Wendy 86 MT, Feeskraal 87 MT, Schuitdrift 179 LT, Haardevlakte 152 MT, Leeuwdraai 365 MT	
2127	Vhembe	Makhado	Serakalala Community	York 93 LS, R/E of Bouw 350 LS, Schopioen 344 LS, R/E, Ptn 1 & 2 of Rad Voreouw Walde 349 LS, Leyden 114 LS, R/E & Ptn 1 of Bottelput 353 LS, Bellevue 351 LS, Cambrais 352 LS, Commissiedraai 354 LS, Mara 38 LS, R/E & Ptn 1 of Buisdorp 37 LS, Ptn of York 108 LS, Buisplaats 51 LS, Houtrivier 50 LS, Neu Stats 113 LS, Uitval 58 LS	Court Referral
2210	Vhembe	Thulamela	Makahane/ Marithenga Tribe	Kruger National Park	Negotiations
1597	Vhembe	Musina	Mosegwa MA	Scot 465 MS	Negotiations
429	Vhembe	Makhado	Kibi Community	Radolph 17 LS, Witfontein 18 LS, Zwartklip 20 LS	Negotiations
10537	Vhembe	Thulamela	Tshikororo Community(Ndwamala Jerry)	Muledane (Chibase 213 MT)	Negotiations
261	Vhembe	Makhado	Mamadi ML/MA	Keith 363 MS, Middelzicht 345 MS, Brakrivier 347 MS, Dorstig 364 MS, Stofkraal 365MS	Research
1811	Vhembe	Makhado	Lethothe Ga Mohola Community	Leyden 114 LS, Rade Vroue Walda 349 LS, Bouw 350 LS, Scopioen 344 LS, Bellevue 351 LS, Bottelput 353 LS, Cambrais 352 LS, Commissiedraai 354 LS	Research

Table 2.10(A) Vhembe Outstanding Claims

KRP	District Municipality	Local Municipality	Claim Name	Property Description	Status
10672	Vhembe	Makhado	Madzhe Community	Potgietersrus 44 LS, Ottosdal 45 LS, Ottoshoek 46 LS	Negotiations
417	Vhembe	Makhado	Neluvhola Community	Ptn 0-5 of Wolferoode 38 LT	Negotiations
386	Vhembe	Makhado	Matsa MP	Mopani 717 ms, Drylands 718 MS, Fripp 645 MS, Serolle 204 MS	Research
10561	Vhembe	Thulamela	Mathebula Tribe	Unclear Property in the Kruger National Park	Negotiations
10065	Vhembe	Makhado	Maluleke M	Unclear Property in the Kruger National Park	Negotiations
7358	Vhembe	Makhado	Mphelo SJ	Elim Hospital and Sweet waters farm land Swedish Mission Church land	Research
1698	Vhembe	Makhado	Borchers Community	Driefontein 33 LT	Negotiations
393	Vhembe	Makhado	Mulanndwa Community	Bloemfontein 232 MT, Greystones 222 MT	Research
1074	Vhembe	Musina	Mavusha MD	Sans souci 241 MS, Shelldrake 239 MS, Fontainebleau 212 Ms	Research
2725/748/417	Vhembe	makhado	Wolferoode Community	R/E, Ptns 1,2,3,4,5 & 6 of Wolferoode 38 LT	Negotiations
9911	Vhembe	Makhado	Masia Territorial Council	R/E of Naboomkop 50 LT, Ongedacht 52 LT, Caledon Thogou 62 LT, Nieuwe vlaagte thogoli 62 LT, Margeilles 65 LT, Hoogmoed 69 LT, Ossenhoek 70 LT, Piesangfontein LT, Tswinga/Mphaphuli 278 MT, Ptn 1,2,3,4,5,6,7,13,14,15,16,17,18,19,20,21,23,24,25 & 26 of Verza	Negotiations
1757	Vhembe	Makhado	Mashau Territorial Council	Welgevonden 36 LT, Morgenzon 09 LT, Riverland 09 MT, Malmesburg 72 LT, Piesangfontein 71 LT, Grootfontein 33 LT, De Hoop 68 LT, Styldrift 46 LT,	Gazetted

Table 2.10(A) Vhembe Outstanding Claims

KRP	District Municipality	Local Municipality	Claim Name	Property Description	Status
				Thornsedale 73 LT, Wolweroode 38 LT, Grootfontein 47 LT, Driefontein 33 LT, Riverplaas 87 LT, Beaufort 32 LT, Ptn 1,2,3,4,5,6,7 of De Hoop 68 LT,Ptn 1 of Malmesbury 72 LT, Ptn 1 of Thorndale 73 LT, Ptn 6,7,8 & 10 of Styldrift 46 LT, Ptn 1 of Grootfontein 47 LT, R\E,Ptn 1,2,3,4,5,6,7,8,9,10,11,12,13,14,15,16,17,18,19,20,21,22,23,24,25,26,27,28,29,30,31,32 & 33 of Klipfontein 34 LT, Ptn 1,2,3,4,6,7,8,9,10 & 11 of Welgevonden 36 LT, Ptn 2,3,4 7 5 of Wolferooden 38 LT, Ptn 1,2,3,4 & 5 of Driefontein 33 LT, Ptn 5,6,7,8,9,10,11,12,13,14,15,16,17,18,19,20,21,22,25,26,27,29 & 31 of Beaufort 32 LT, Morgenzon 9 LT.	
470	Vhembe	Makhado	Masagani Community	R/Eptn 1,R/E of Ptn 2, Ptn 4,5,R/E of Ptn 6, R/E of Ptn 7, Ptn 10,12,16,18,21,23,R/E of Ptn 24,25,26,29,30,R/E of Ptn 31,32,33,36,39,40,41,42,43,44,47,48,49,63,64,66,67,68,69,75,82,83 of Bergvliet 288 LS	Negotiations
2383	Vhembe	Makhado	Ramalamula MJ	Roxonstone 795 MS, Morningsun 729 MS, Marius 732 MS, Zwarthoek 796 MS, Little Leigh 730 MS	Negotiations
779	Vhembe	Makhado	Shihambanyisi Community	Bushy Park 76LT De Hoop 68 LT	Negotiations
5567	Vhembe	Makhado	Erasmus D.F	Syfrgat 474 LS	Research

Table 2.10(A) Vhembe Outstanding Claims

KRP	District Municipality	Local Municipality	Claim Name	Property Description	Status
10903	Vhembe	Makhado	Kotzee AA	Ha Gumba	Research
3618	Vhembe	Makhado	Tiyani (Nkanyane)community	Nooitgedacht 90LT, Weltevreden 118 LT	Negotiations
1661/776	Vhembe	Makhado	Ntshuxi Community	Riversdale 75 LT	Negotiations
7843	Vhembe	Makhado	Adam Ahmed	105 Kruger Street Erf 215 Louistrichadt/ Erven 215, 2226	Negotiations
7831	Vhembe	Makhado	Mahomed A	Erf 215, 2226, 37 Joubert Street Loistrichardt	Research
727	Vhembe	Makhado	Olifantshoek Community	Geraldine 119 LT	Negotiations
763	Vhembe	Makhado	Mangove Community	Mariniersdrift 115 LT	Negotiations
2681	Vhembe	Makhado	Musekwa Tribe	R/E, Ptn 1 & 2 of Marius 732 MS, Fenton 733 MS, The Folly 734 MS, R/E & Ptn 2 of Masequa 714 MS, Overwinning 713 MS, Fripp 645 MS, Annex 710 MS, Grootgeluk 711 MS, Sulphur Springs 563 MS, Castle Koppies 652 MS, Windhoek 649 MS, Tanga 648 MS	Negotiations
792	Vhembe	Makhado	Cakata Community	Musekwa 194 MT, Strathaird 173 MT, Afton 171 MT, Keerwater169 MT, Theiel 168 MT, Van graan 167 MT, Garaside 164 MT, Smokey 163 MT, Nicholson 163 MT	Negotiations
1844/11121	Vhembe	Makhado	Xihahele Community	R/E, Ptns 1,2,3,4,5,6,7,8,9,10,11,12,13,14,15,16,17,18,19,20,21,22,23,24,25,26,27,28,29,30 & 31 of Beaufort 32 LT	Negotiations
1755	Vhembe	Thulamela	Vhaluvhu- vha sane Land claim Committee	Fig Tree 238 MT,Ruigfontein 239 MT, Geluk 240 MT, Ptn 3,4,5,6,7,8,9,10,12,13,14,15,16,17,18,2	Research

Table 2.10(A) Vhembe Outstanding Claims

KRP	District Municipality	Local Municipality	Claim Name	Property Description	Status
				0,21,of Piesaghoek 244 MT , Msekia 194 MT, Strathaird 173 MT,Afton 171 MT, Keerwerder 169 MT, Thiel 168 MT, Van Graan 167 MT, Garside 164 MT, Nicholson 165 MT, Smokey 163 MT.	
1607	Vhembe	Musina	Nephembani MW	Thiel 168 MT, Van Graan 167 MT, Garside 164 MT, Keerwerder 169 MT, Afton 171 MT, Smokey 163 MT.	Research
2128	Vhembe	Makhado	Shavhani TN	Mpsema 219 MT, Chewa 52 LS	Negotiations
369	Vhembe	Makhado	Mabasa T	Cadiz 248 MT, Libson 12LT, Klein Australia 13 LT, Seville 250 MT	Negotiations
5340	Vhembe	Makhado	Vhamueda Community	Fig 238 MT,Ruigfontein 239 mt,Geluk 240 MT,Ptn 3,4,5,6,7,8,9,10,11,12,13,14,15,16,17,18,120,21 of Piesanghoek 244,Suzette 32 MT ext 1382. 11557 Hettie 33 MT, Wendy 86 MT, Minnie skirving 34 MT	Research
347	Vhembe	Makhado	Nelitshindu T.P.M	Cross 117 MT	Research
781	Vhembe	Makhado	Shitaci Community	Malmesburg 72 Land 243, 7890,	Negotiations
773	Vhembe	Makhado	Bungeni Community	Driefontein 77 LT	Negotiations
11059	Vhembe	Makhado	Ntsuni Tribe	Golden, Snyman, Jan, Andre Fourie Farms	Negotiations
733	Vhembe	Makhado	Mahlahluvhani Community	Welgevonden 36 LT	court referral
1858	Vhembe	Makhado	Nwa-Matatane Community	Magor 63 LT, Wagendrift 64 LT	Negotiations
1558	Vhembe	Makhado	Kwalitho Community	Magoro 63 LT, Wagendrif 64 LT	Research
7836	Vhembe	Makhado	Zondo CM	Stand No 58 Louis Trichardt	Research
1856	Vhembe	Makhado	Bokisi Community	Maschappe 82 LT, Zeekoegaat 79 LT,	Negotiations

Table 2.10(A) Vhembe Outstanding Claims

KRP	District Municipality	Local Municipality	Claim Name	Property Description	Status
				Groenvlei 89 LT, Middlefontein 78 LT, Avondale 88 LT, Riverplaats 75 LT, Rossbach 83 LT, Bushy Park 76 LT	
351	Vhembe	Makhado	Vhutshavhelo Community	Entabeni 251 MT	Negotiations
10992	Vhembe	Makhado	Magoro Community	Groot fontein, Samaria Hill, Bungeni	Negotiations
1E+08	Vhembe	Makhado	Mphakathi Community	R\E, Ptn 1,2,3,4,5, R\E of Ptn 6,R\E of Ptn 7, 13,17,R\E of Ptn 18, R\E of Ptn 20, R\E of Ptn 21,23,24,25 & 26 of Versamelling Van water 31 LT, R\E of Naboomkop 50LT,Ongedacht 52 LT, Schyynshoogte 29 LT,R\E of Waterboom 30 LT	Research
748	Vhembe	Makado	Mamukeyani Community	Matlicatt of Muzia Fere 25 LT	Negotiations
7833	Vhembe	Makhado	Ramabulana Matodzi	ERF 4264433 Louistrichadt	Research
5571	Vhembe	Makhado	Visser MPS	Kleinfontein 521 LS, PTN2	Research
10290	Vhembe	Makhado	Andendorf Johannes Mathew	Mungenoegen 166 LT, Farm Mungenoengen 436 LS, 541 MS	Research
11137	Vhembe	Makhado	Ramphabana Tribe	Tshibielwe 269 MT, Ptn 0 7 1 of Ostend 63 MT	Negotiations
368/5561	Vhembe	Makhado	Tshikhudo Ramavhoya Community	Vondeling 285 LS,	Negotiations
6253	Vhembe	Makhado	Morale LP	Brombreek 272 MS	Research
8930/7834	Vhembe	Makhado	Green Gussy Agnes	ERF No. 728 Louis Trichardt	Negotiations
1736	Vhembe	Makhado	Mosesi Mabilia Lazarus	Kalkven 299 LS	Research
7838	Vhembe	Makhado	Kharbai AMC	24 Trichardt Street Louis Trichadt	Research
1567	Vhembe	Makhado	Mbulu Community	Entabeni 251 MT	Negotiations
1675	Vhembe	Makhado	Thalana Community	Buisdorp 37 LS	Research
1677	Vhembe	Makhado	Mashohla Solomon	Albert Farm 686 MS	Research

Table 2.10(A) Vhembe Outstanding Claims

KRP	District Municipality	Local Municipality	Claim Name	Property Description	Status
			Kgarijana		
1866	Vhembe	Makhado	Sikhunyani Community	Grootfontein 47 LT	Negotiations
12189	Vhembe	Makhado	Leswane Johannes Rooi	Seringkraal 680 MS	Research
10889	Vhembe	Makhado	Lisoga Headman	Schyffontein 798 MS	Research
424	Vhembe	Makhado	Ba-leha Tribe	Diepdrift 299 MS , Oatlands 251 MS, Purekrantz 250 MS, Alldays 299 MS	Research
7832	Vhembe	Makhado	Hassim HH	ERF 184, Louistrichadt	Research
7820	Vhembe	Makhado	Maumela TA	R/E of Ptn 31 of Erf 1380 Miluwani (Thohoyandou Ext C)	Negotiations
7840	Vhembe	Makhado	Carrim A	100 Kruger Street Louistrichadt ERF 210	Negotiations
10326	Vhembe	Makhado	Mashavela Community	Ha Mashavela	Research
1741	Vhembe	Makhado	Matlabeka Family	Zoutpan 459 MS	Research
1071	Vhembe	Makhado	Meside Thalifi Petrus	Vriendchasdal 323 MS, Hiuweve geneva 326 MS, Gordon 310 MS, Ettenmouth 327 MS,	Research
3626	Vhembe	Makhado	Mpofu Community	Spelonkwater 383 LS, Langgedacht 414 LS, Driekoppies 380 LS, Duikershoek 389 LS, Vliesenpan 391 LS, Llegenpan 391 LS, Spelonkwater 383 LS, Schaapkraal 387 LS, Bankop 319 LS, Marilashoek 388 LS, Lastpost 386 LS, Boschluiskloof 412 LS, Baviaanskloof 384 ls,	Research
5564	Vhembe	Makhado	Dithakoni (Ga-Maroba) Community	Brand hoek 419 LS, Buitfontein 422 LS, Vluantkraal 420 LS, Lurkaspoort 421 LS, Groenepunt 423 LS, Bellevue 424 LS, Klipput 425 LS, Doornveld 426 LS, Kaaldraai 427 LS, Makoppa 466 LS	court referral

Table 2.10(A) Vhembe Outstanding Claims

KRP	District Municipality	Local Municipality	Claim Name	Property Description	Status
10967	Vhembe	Makhado	Muengedzi Community	Pluts 296 LS, Grutz 308 LS, Sliedrecht 303 LS	Negotiations
2588	Vhembe	Makhado	Davhana Royal Council	R\E & Ptn 1 of Grootfontein 47 LT, Driefontein 33 LT, R\E, R\E of Ptn 3,5,6,8,10,14,16,17,21 & 22, Ptn 2,7,9,11,12,13,18,19,20,25,26,27,29,30, 31 & 33 of Beufort 32 LT, R\E, R\E of Ptn 2,4,5,6,7,8,9,10,11,12,13,14,15,16,17,18,19 & 20, Ptn 1,22,22,23,24,25,26,29,30,31,32,&33 of Klipfontein 34 LT, R\E of Ptn 1, Ptn 2,3,4 & 5 of Wolferoode 38 LT, R\E of Ptn 1 & 6, Ptn 7,8 &10 of Styldrift 46 LT, R\E ,R\E of Ptn 2, Ptn 1,3,4,5,6 & 7 of De Hoop 68 LT, R\E & Ptn 1 of Thornedale 73 LT,R\E, Ptn 1,2,3,4,6,7,8,9,10 & 11 of Welgevonden 36 LT, Driefontein 77 LT,Grootfontein 78 LT, Zeekoegat 79 LT, Maschappe 82 LT, Watervaal 45 LT, Ballymore 42 LT, Klipfontein 34 LT, Morganzon 9 LT, Goedehoop 8 LT, Beja 39 LT, Middlefontein 78 LT, Uitspanning 40 LT, R\E, Ptn 4,5,7,13,14,15,16,20,22,23 & 25 of Doornspruit 41 LT	Negotiations
1927	Vhembe	Makhado	Khariivhe Community	Goedverwacht 224 LS, Uitkyk 218 LS, Buffelspoort 222 LS, Kranskop 220 LS, Spitskop 217 LS,Kalkoven 299 LS, Koedoesvlei 47 LS	Negotiations
397	Vhembe	Makhado	Vhambedzi vha	Ross 265 MT	Settled/Dismissed

Table 2.10(A) Vhembe Outstanding Claims

KRP	District Municipality	Local Municipality	Claim Name	Property Description	Status
			Khambele Tribe		
11713	Vhembe	Makhado	Mmbooi Community	Morgenzon 90 LT, Gioedie hoop 80 LT, Welgevonden 40 LT, Klipfontein 340 LT, Welgevonden 340 LT, Maschappes 82 LT	Negotiations
419	Vhembe	Makhado	Eloff WSM	Studholme 229 MT	Research
11052	Vhembe	Mutale	Nkotswi Community	Land Inside Kruger National Park	Negotiations
10670	Vhembe	Musina	Vhalea Tribe	Antonville 7 MT, Singelele 6 MT, Pangbonne 52 MT, Toyntonton 45 MT, Prizenhagen 47 MT, Stockford 46 MT, Vogelzang 3 MT, , Uitenpas 2 MT, Maryland 1 MT	Research
2211	Vhembe	Musina	Netshidzivhani & His Community	Dawn 71 MT, Bosbokpoort 70 MT, Stoffel 69 MT, Hoogveld 66 MT, Lenin 68 MT, Trotsky 67 MT, Ostend 63 Mt, Oorsprong 62 MT, Boulogne 61 MT, Heuningfontein 59 MT, Shangani 58 MT, Bush 57 MT, Veenen 48 MT, Dover 44 MT, Randjesfontein 43 MT, Middlebult 41 MT, Senator 40 MT, Reitz 39 Mt, Njelele's Drift 38 MT, Humie 36 MT, Frampton 72 MT, Skirbeek 73 MT, Woodhall 35 MT, Terblanche H 25 MT, Aletta 26 MT, Scrutton 23 MT, Grootsukkel 22 MT, Kate's Hope 21 MT, Riverview 20 MT, Udini 19 MT, Leeuwdraai 18 MT, Twilight 16 MT, Palm Grove 14 MT, Malalahoek 13 MT, Bokveld 12 MT, Steenbokrand 11 MT, Boschrand 10 MT, Magdala 9 MT, Vryheid 8 MT.	court referral

Table 2.10(A) Vhembe Outstanding Claims

KRP	District Municipality	Local Municipality	Claim Name	Property Description	Status
399	Vhembe	Musina	Nemamilwe Community	Ptn 0 & 1 of Scott 567 MS, R/E & Ptn 1 of Bennie 571 MT, Naus 178 MS, Alicedale 158 MS, The Duel 186 MS, Nakab 184 MS, Nairobi 181 MS, Lotseus 176 MS, Mector 191 MS, Hardevlakte 152 MS, Terblanche 155 MS, R/E Schuinsdrift 179 MT, R/E & Ptn 2 of Mont Stuart 153 MS	Negotiations
1674	Vhembe	Musina	Mphephu Tribal Council	Terblanche Hoek 25 MT, Malala Drift 83 MT, Alicedale 138 MT, Meteor 141 MT, Lotsieus 176 MT, Mont Stuart 153 MT, Terblanche 155 MT, Septimus 156 MT, Martin 157 MT, Rynia 158 MT, Amonda 161 MT, David 160 MT, Skullpoint 132 MT, Deongberg 126 MT, Hayoma 130 MT, Werkplaas 129 MT, Beatrice 124 MT, Nonsiang 127 MT, Protea 125 MT, Hope 109 MT, Joan 110 MT, Solitude 111 MT, Dawn 71 MT, Frampton 72 MT, Skirbeek 73 MT, Njelele's Drift 38 MT, Humie 36 MT, Woodhall 35 MT, Aletta 26 MT, Voorwaats 28 MT, Huddon 27 MT, Esmefour 29 MT, Vrouwensbrook 80 MT, Popallin 87 MT, Magazand 123 MT, Neltox 92 MT, Adelaide 91 MT, Wendy 86 MT, Suzette 32 MT, Zisaan 31 MT, Ettie 33 MT, Adieu 118 MT, Laura 115 MT, Truida 76 MT, Armitice 120 MT, Olympie 114 MT, Fillerhall 74 MT, Carto Smuts 113 MT, Pelham 112 MT, Minnie Skirving 34 MT	Research

Table 2.10(A) Vhembe Outstanding Claims

KRP	District Municipality	Local Municipality	Claim Name	Property Description	Status
5343	Vhembe	Musina	Richards JJ	Fontainebleau 573 MS	Research
395	Vhembe	Musina	Mulungufhala ET	Magazand 123 MT, Pelham 112 MT, Fallershall 74 MT Beatrice 124 MT.	Negotiations
11178	Vhembe	Musina	Nethengwe T(Chief)	Hayoma 130 MT, Honnet 137 MT, Alicedale 138 MT	Research
10598	Vhembe	Musina	Madide Community	Dawn 71 MT, Hope 109 MT, Olympic 14 MT, Cato Smuts 13 MT, Palham 12 MT Fallershall 74 MT, Laura 115 MT, Truida 76 MT, Frompton 583 MT, Maremani 624 MT	court referral
373\388	Vhembe	Musina	Nedondwe Community	Tshipise 105 MT, Hayoma 130 MT, R\E & Ptn 1 of Alicedale 138 Mt	Research
5560	Vhembe	Musina	Mac Donald AG	Vliegenpan 391 LS, Waterpn 401 LS	Research
1848	Vhembe	Thulamela	Tshishonga F.S	Seeling 206 LT, Frankmennie 229 LT, Mickenie 228 LT, Natop 227 LT, Krause 266 LT Van Duuren 207 LT	Research
3707	Vhembe	Thulamela	Mukhuvha T	Ha-Mavhundo Briggs 289 MT	Research
11536	Vhembe	Thulamela	Ndobe JH	Green 290 MT	Research
11714	Vhembe	Thulamela	Manganye G.N	Farm 559 MT, Jerome 287 MT	Research
3936	Vhembe	Thulamela	Marindi MR	Tshakhuma-Unclear	Research
10544	Vhembe	Thulamela	Nesane MS	Duvhuledza-Unclear	Research
1004	Vhembe	Thulamela	Netshifhefhe Community (Shonisa Panlos Mandunana)	Grootplaatz No. 339 LS	research
1862	Vhembe	Thulamela	Kgomo SM	Oatlands 251 MS, Fraaiholt 148 LS, Jongdraai 131 MS, Schalkberg 138 LS, R/E, Ptn 1,2,3 & 4 of Jackhalsdraai 102 LS, Munt 137 MS	Research

Table 2.10(A) Vhembe Outstanding Claims

KRP	District Municipality	Local Municipality	Claim Name	Property Description	Status
2210	Vhembe	Makhado	Givha NA	Waterfall 224 MT, Geluk 240 MT, Vergenoeg 228 MT, Sandfontein 232 MT, Vreemdeling 236 MT, Welgevonden 235 MT, Sterkwater 233 MT, Cliffside 225 MT, Studholme 229 MT, Fife 790 MS, Matray 282 MT, Magalarest 279 MS, Schyffontein 798 MS, Minastone 804 MS, Middelfontein 803 MS, Sunnyside 807 MS, Vlakfontein 806 MS, Fleurfontein 811 MS, Punchbowl 799 MS, Clydesdale 800 MS, Mooiplaats 728 MS, Franzhoek 726 MS, Devils' Gully 720 MS, Paradise 724 MS	Research
508	Vhembe	Makhado	Meela Family	R/E, Ptns 1,2,3 & 4 of Joppa 473 LS	Research
10978	Vhembe	Makhado	Chief Neduvhuleza TS	Unclear Property	Research
10598	Vhembe	Musina	Ndou MS	Hope Farm 109 MT, Cato Smuts 13 MT, Olimpic 14 MT, Palham 12 MT, Fallers Hall 74, Lawra 115 MT, Truida 76 MT, Frompton 583 Mt, Maremani 624 MT, Dawn 71 MT	Research
9167	Vhembe	Musina	Machothli PM	Waterfontein	Research
1044	Vhembe	Musina	Semata MJ	Kilsyth 42 MS, Lucca 54 MS	Research
12181	Vhembe	Musina	Maake M.M	Louwskraal	Research
1664	Vhembe	Makhado	Lwamondo Community	Entabeni 251 MT	Negotiations
420/2479/ 2480	Vhembe	Makhado	Wayeni Community	Bellievue 74 LT	Negotiations
1758	Vhembe	Makhado	Muhohodi Community	Elendsfontein 284 LS	Negotiations
2207	Vhembe	Musina	Mamuhohi community	Meteor 141 MT	Negotiations

Table 2.10(A) Vhembe Outstanding Claims

KRP	District Municipality	Local Municipality	Claim Name	Property Description	Status
9995	Vhembe	Makhado	Netshilumela B	Vitflagg Farm	Research
10265	Vhembe	Thulamela	Maswanganyi CJ	Mulenze 204 LT	Negotiations
9992 & Others	Vhembe	Mutale	Rambuda 's Location	Rambuda s location 196 MT	Research
378	Vhembe	Makhado	Matshabawe Community	Piesanghoek 244 MT	Research
11047	Vhembe	Makhado	Dombo Community	Seville 250 MT	Research
379	Vhembe	Makhado	Mandiwana TJ	Rietbok 226 MT	Research
7827	Vhembe	Makhado	Makwakwa Family	Tabaan 55 LT	Research
10550	Vhembe	Greater Giyani	Madzimanombe	Ha Homi	Research

Source: Land Claim Commission, 2012

Table 2.10(B) Settled Claims in Vhembe District

RESTORATION							
NO	KRP	CLAIM NAME	APPROVAL DATE	MUNICIPALITY	TOTAL LAND COST	FINANCIAL COMPENSATION	TOTAL AWARD COST
1	5558	Getrusburg	28/11/2001	Makhado	R 2,110,000. 00	0.00	R 2,110,000.00
2	5569	Ximangi	26/02/2002	makhado	State Land	0.00	
3	1860	Mundzedzi	26/02/2002	makhado	State Land	0.00	

Table 2.10(B) Settled Claims in Vhembe District

RESTORATION							
N O	KRP	CLAIM NAME	APPRO VAL DATE	MUNICIP ALITY	TOTAL LAND COST	FINANCIAL COMPENS ATION	TOTAL AWARD COST
4	5871	Kranspoort	28/02/2002	Makhado	R 1,000,000.00	0.00	R 1,000,000.00
5	481	Mavungeni	04/03/2002	Makhado	State Land	0.00	R 0.00
6	1619	Manavhela	10/04/2002	Makhado	R 7,137,436.20	0.00	R 8,937,436.20
7	3720	Dzwerani	16/09/2002	Thulamela	R 4,728,800.00	0.00	R 4,728,800.00
8	3752	Mtititi Community	09/03/2004	Thulamela	R 2,250,000.00	0.00	R 2,250,000.00
9	793	Mphelo Family	09/03/2004	Makhado	State Land	0.00	R 0.00
10	5576	Makuleke Community	23/04/2004	Thulamela	State Land	0.00	R 4,035,960.00
11	9733	Gumbu Mutele (Madimbo Corridor)	01/07/2004	Mutale	State Land	0.00	R 0.00
12	1946	Moddervlei Community	10/11/2004	Makhado	State Land	0.00	R 3,317,580.00
13	1852	Levubu- Masakona Community	7/7/2005	Makhado	R 47,839,000.00	0.00	R 48,496,120.00
14	5537	Levubu-Ratombo Community	7/7/2005	Makhado	R 35,073,000	0.00	R 35,534,760.00

Table 2.10(B) Settled Claims in Vhembe District

RESTORATION							
N O	KRP	CLAIM NAME	APPRO VAL DATE	MUNICIP ALITY	TOTAL LAND COST	FINANCIAL COMPENS ATION	TOTAL AWARD COST
					.00		
15	111525	Levubu-Ravele Community	7/7/2005	Makhado	R 29,968,000.00	0.00	R 31,406,560.00
16	1662	Levubu-Shigalo Community	7/7/2005	Makhado	R 35,596,840.00	0	R 36,129,640.00
17	5537	Levubu-Tshakuma Community	7/7/2005	Makhado	R 41,923,000.00	0.00	R 42,562,360.00
18		Levubu-Tshitwani Land Claim	7/7/2005	Makhado	R 26,039,050.00	0.00	R 26,598,490.00
19	1662	Levubu-Tshivhazwaulu Comm.	7/7/2005	Makhado	R 3,042,500.00	0.00	R 3,730,700.00
20	5537	Levubu- Tshauma Community (Phase 2)	11/13/2006	Makhado	R 4,407,000.00	0.00	R 4,407,000.00
21	5537	Levubu- Tshitwani Community (Phase 2)	11/13/2006	Makhado	R 2,590,000.00	0.00	R 2,590,000.00
22	5537	Levubu : Tshakhuma Comm. (Phase 3)	1/31/2007	Makhado	R 2,144,000.00	0.00	R 2,144,000.00
23	16621/5537	Levubu : Ravele Comm. (Phase 3)	1/31/2007	Makhado	R 11,092,000	0.00	R 11,092,000.00

Table 2.10(B) Settled Claims in Vhembe District

RESTORATION							
N O	KRP	CLAIM NAME	APPRO VAL DATE	MUNICIP ALITY	TOTAL LAND COST	FINANCIAL COMPENS ATION	TOTAL AWARD COST
					.00		
24	16621/5537	Levubu : Ratombo Comm. (Phase 3)	1/31/2007	Makhado	R 972,000.00	0.00	R 972,000.00
25	16621/5537	Levubu : Tshitwani Comm. (Phase 3)	1/31/2007	Makhado	R 485,000.00	0.00	R 485,000.00
26	16621/5537	Levubu- Ratombo Community (Phase 4)	4/26/2007	Makhado	4,172,000.00	0.00	4,172.000.00
27	16621/5537	Levubu- Tshakuma Community (Phase 4)	4/26/2007	Makhado	12.255.000.00	0.00	12.255.000.00
28	16621/5537	Levubu: Shigalo Community (Phase 5)	23/05/2008	Makhado	R 1,820,000.00	0.00	R 2,275,000.00
29	16621/5537	Levubu:Ratombo Community (Phase 5)	23/05/2008	Makhado	R 3,309,000.00	0.00	R 4,136,250.00
30	11148	Mamphondo Mushasha Begwa (Phase 1)	01/12/2005	Makhado	R 10,827,000.00	0.00	R 11,408,640.00
31	11148	Mamphondo Mushasha Begwa (Phase 2)	01/12/2005	Makhado	R 683,000.00	0.00	R 683,000.00
32	3626	Khwali Community	03/04/2006	Makhado	State Land	0.00	R 146,520.00
33	780	Rossbach Community	14/08/2006	Makhado	State Land	0.00	R 444,000.00

Table 2.10(B) Settled Claims in Vhembe District

RESTORATION							
N O	KRP	CLAIM NAME	APPRO VAL DATE	MUNICIP ALITY	TOTAL LAND COST	FINANCIAL COMPENS ATION	TOTAL AWARD COST
34	1759	Rambuda Territorial Council	21/08/2006	Musina	State Land	0	R 563,880.00
35	10539	Nthlaveni-Tengwe Land Claim(Aternative Remedy)	30/09/2006	Thulamela	State Land	0.00	R 24,223,704.61
36	1887	Muananzhele Community (Phase 1)	20/10/2006/	Makhado	R	0.00	R 7,681,280.00
37			25/06/02007		7,184,000.00		
38			25/06/2007		R 1,150,000.00		
39			09/11/2007		R 2,133,000.00		
40	513	Muananzhele Community (Phase 4)	07/04/2009	Makhado	R 6,889,000.00	0.00	R 8,611,250.00
41		Tshathogwe Community	10/11/2006	Makhado	R 9,718,800.00	0.00	R 10,149,480.00
42		693	Moeketse Ga Chatleka Community (Phase 1)	01/12/2006	Makhado	R 4,250,000.00	0.00
44	693	Moeketse Ga Chatleka Community (S42E)(Phase 2)	14/07/2008	Makhado	R 14,129,321.45	0.00	R 14,129,321.45

Table 2.10(B) Settled Claims in Vhembe District

RESTORATION							
N O	KRP	CLAIM NAME	APPRO VAL DATE	MUNICIP ALITY	TOTAL LAND COST	FINANCIAL COMPENS ATION	TOTAL AWARD COST
45	693	Moeketsi Ga Chatleka Community (Phase 3)	28/10/2008	Makhado	R 1,266,415.00	0.00	R 5,115,349.01
46	693	Moeketsi Ga Chatleka Community (Phase 4)	27/01/2009	Makhado	R 1,919,374.00	0.00	R 2,399,217.50
47	2340	Songozwi Community(Phase 1)	23/03/2007	Makhado	R 1,275,000.00	0.00	R 2,220,720.00
48	10094	Ntjakatlene Community	31/05/2007	Makhado	R 9,496,498.00	0.00	R 9,869,458.00
49	2722	Muhovha- Matidza	27/07/2007	Makhado	R 1,802,000.00	0.00	R 1,802,000.00
50	2722	Muhovha- Tshifhefhe	27/07/2007	Makhado	R 2,870,000.00	0.00	R 2,870,000.00
51	2722	Muhovha- Marandela	27/07/2007	Makhado	R 2,785,000.00	0.00	R 2,785,000.00
52	2722	Muhovha- Mulelu	27/07/2007	Makhado	R 4,310,000.00	0.00	R 4,310,000.00
53	2722	Muhovha-Mudimeli	27/07/2007	Makhado	R 2,282,000.00	0.00	R 2,282,000.00

Table 2.10(B) Settled Claims in Vhembe District

RESTORATION							
N O	KRP	CLAIM NAME	APPRO VAL DATE	MUNICIP ALITY	TOTAL LAND COST	FINANCIAL COMPENS ATION	TOTAL AWARD COST
54	2722	Muhovha Community Cluster (Phase 2)	17/11/2010	Makhado	R 4,896,873.00	0.00	R 4,896,873.00
55	1758	Muhohodi(Matshaba)Community Phase 1	05/03/2008	Makhado	R 8,379,000.00	0.00	R 10,473,750.00
56	1758	Muhohodi(Maemu)Community Phase 1	05/03/2008	Makhado	R 1,600,000.00	0.00	R 2,000,000.00
57	1758	Muhohodi(Sundani Mujujwa)Community	05/03/2008	Makhado	R 2,000,000.00	0.00	R 2,500,000.00
58	1758	Muhohodi(Sithumule & Makwatambane) Community Phase 1	05/03/2008	Makhado	R 1,800,000.00	0.00	R 1,800,000.00
59	10672	Mulambwane Community (Phase 2)	03/03/2009	Makhado	R 1,999,262.00	0.00	R 2,499,077.50
60	10672	Mulambwane Community (Phase 2) Addendum	06/12/2011	Makhado	R 698,738.00	0.00	R 698,738.00
61	2207	Mamuhohi Community Phase 1	23/04/2008	Makhado	R 13,576,739.00	0.00	R 16,970,923.75
62	4304	Nthabalala Royal Council Phase 1	25/06/2008	Makhado	R 5,406,000.00	0.00	R 6,757,500.00
63	63	Mapakoni Community	18/08/2008	Musina	R 0.00	0.00	R 2,854,210.00

Table 2.10(B) Settled Claims in Vhembe District

RESTORATION							
N O	KRP	CLAIM NAME	APPRO VAL DATE	MUNICIP ALITY	TOTAL LAND COST	FINANCIAL COMPENS ATION	TOTAL AWARD COST
3			008				
64	1700	Matshisevhe Community	09/10/2008	Makhado	R 2,448,000.00	0.00	R 3,765,665.00
65	694	Machete Community Phase1	27/01/2009	Musina	R 59,900,000.00	0.00	R 74,875,000.00
66	1752	Mandiwana Community	27/01/2009	Musina	State Land	0.00	R 3,760,020.90
67	1908	Lishivha Community (Phase 1)	27/01/2009	Musina	R 8,409,757.00	0.00	R 10,512,196.25
68	1908	Lishivha Community (Phase 2)	06/04/2009	Musina	R 10,786,520.00	0.00	R 13,483,150.00
69	1819	Tshivhula Community Phase 1	27/01/2009	Musina	R 8,949,637.00	0.00	R 14,458,166.25
70	1819	Tshivhula Community Phase 2	02/06/2009	Musina	R 40,957,902.00	0.00	R 51,197,377.50
71	1819	Tshivhula Community Phase 2 (Addendum)	06/12/2011	Musina	R 7,042,098.00	0.00	R 7,042,098.00
72	690	Mokororwane Community Phase 1	27/01/2009	Makhado	R 17,874,028.00	0.00	R 23,147,125.00

Table 2.10(B) Settled Claims in Vhembe District							
RESTORATION							
NO	KRP	CLAIM NAME	APPROVAL DATE	MUNICIPALITY	TOTAL LAND COST	FINANCIAL COMPENSATION	TOTAL AWARD COST
73	690	Mokororwane Community Phase 2	23/06/2009	Makhado	R 3,335,000.00	0.00	R 3,335,000.00
74	1927	Khariivhe Community Phase 1	29/07/2009	Makhado	R 7,700,000.00	0.00	R 10,185,575.00
75	1927	Khariivhe Community (Phase 1) Addendum	07/12/2011	Makhado	R 1,100,000.00	0.00	R 1,100,000.00
						TOTAL	R 669,363,072.92
TOTAL NUMBER OF SETTLED CLAIMS=75							

Source: Land Claim Commission, 2012

Table 2.10(C) Dismissed Claims				
NO	KRP	CLAIM NAME	DISMISAL DATE	MUNICIPALITY
1		Bahahahwa Community		Makhado
2		Nemusina Community	08/09/2005	Musina
3		Pramjee Family Land Claim	08/12/2009	Makhado
4		Netshivhale Community	04/12/2009	Musina
5		Mashamba Community	03/06/2010	Makhado
6	346	Netshithuthuni Community		Makhado

7	10031955	The Full Gospel Church	02/11/2011	Musina
8	12316	Nngwekhulu Community	02/11/2011	Makhado
9	10671	Neluvhuvhu Family	02/11/2011	Makhado
10	5566	Mahatlani Tribe	13/12/2011	Greater Giyani
11	397	Vhambedzi Vha Khambele Community	13/12/2011	Makhado
12	2485	Mamaila Sekgosese TRIBE	11/02/2012	Makhado
13	2336	Batlokwa Tribe	26/03/2012	Makhado
14	11781	Tswine-Tsilande Royal family	13/04/2012	Makhado
15	5560	Angus Gordon Macdonald	26/04/2012	Makhado
16	343 & 350	Tshikonelo community	15/05/2012	Thulamela
17	388	Nedondwe Community	18/05/2012	Musina

Source: Land Claim Commission, 2012

2.4 INFRASTRUCTURE CLUSTER PRIORITIES ANALYSIS

National Development Plan indicate that to achieve the sustainable and inclusive growth by 2030 south Africa need to invest in a strong network of economic infrastructure designed to support the country's long term objectives. This is possible if there is targeted development of transport, energy, water resouces, information and communication technology (ICT) networks. South Africa has relatively good core network of national economic infrastructure. The challenge is to maintain and grow it to address the demands of economy effectively and efficiently. Current investment level is insufficient and maintenance programmes are seriously lagging. Government can achive better outcome by improving coordination of intergrated development approaches, particularly by pivotal development points, to ensure full benefits for the country.

The district has Comprehensive Infrastructure Investment Plan (CIIP) to deal with district infrastructure development. This is inline with National Development Plan vision 2030. The district has Water Services Development Plan (WSDP) to deal with water and sanitation infrastructure as water services authority and provider. Eskom has Energy Master Plan to deal with electricity infrastructure. Intergrated Transport Plan (ITP) of the district deals with transport services.

2.4.1 Basic Services delivery and Infrastructure Development

2.4.1.1 Water resource development and demand management

Vhembe District is a Water Service Authority and Provider. The district purchase bulk raw water from the department of Water Affairs, then process or clean the water for reticulation. The goal of Vhembe District Municipality WSA is to supply every household with an adequate and reliable water supply and to manage the water supply services in an affordable, equitable and sustainable manner.

There is a huge water and sanitation backlog in the area. The National target is to achieve at least a basic level of water and sanitation service for all by 2014. A large number of households already have access to water; however upgrading, resource extension, operation and maintenance as well as refurbishment needs are immense. Infrastructure upgrading and refurbishment are the major problem: project like Tshifudi ground water upgrading, Makhado-Tshikota sewer reticulation refurbishment, Albasin water works refurbishment, upgrading of Valdezia electric power station, Vondo Water Works refurbishment (Filters), Malamulele Water Works refurbishment of Lagoon/filters, refurshment of Musina water abstraction and reticulation, upgrading of bulk pipeline to Mtititi/Halahala/Altein and surrounding villages. These projects however require funds for them to be implemented.

- **Water sources in the district**

The province's water resources are obtained from 4 Water Management Areas (WMAs), namely: the Limpopo, Olifants, Luvuvhu-Letaba and Crocodile West Marico WMAs as indicated on figure 4 below. In terms of water resources, Nandoni and Vondo RWS falls within the Luvuvhu/Letaba water catchment area which spans across Vhembe and Mopani District Municipalities.

The sources of water in the district are from 11 dams: Nandoni, Nzhelele, Damani, Tshakhuma, Mutshedzi, Vondo, Nwanedi, Lupepe, Middle letaba and Albasini. Groundwater is a very valuable source of water however borehole yields and groundwater monitoring are problems in the district. The total number of boreholes is 38 521 with 278 electric pumps, 241 uses diesel engine and 839 hand pumps. Challenges are poor quality (salty) and drying of ground water at Sinthumule/Kutama and Masisi areas and Insufficient funding to cover all dry areas are the areas of concern to the district.

Table 2.11 below shows that the district have 38 521 boreholes in which Makhado municipality has the highest number of boreholes with 23 165 and Mutale municipality has 3 057 which is the lowest number of boreholes as source of water by household. . There are many boreholes in the district which are used as source of water. This poses pressure to water table. The danger is that some trees species will be affected by dropping or lower water table. There are many boreholes in Makhado municipality compare to other municipalities.

	Mutale	Thulamela	Musina	Makha do	District
Regional/local water scheme (operated by municipality or other water services provider)	14 965	120 425	11 796	79 321	226 507
Borehole	3 057	7 871	4 428	23 165	38 521
Spring	1 175	5 959	66	3 681	10 881
Rain water tank	80	615	37	603	1 335
Dam/pool/stagnant water	1 611	4 269	695	8 597	15 173
River/stream	2 237	7 781	1 901	3 982	15 901
Water vendor	85	2 433	123	9 147	11 788
Water tanker	427	3 022	868	2 740	7 057

Other	114	4 219	127	3 653	8 113
-------	-----	-------	-----	-------	-------

Source: Statssa - Census 2011

Figure 2.3 below illustrates water treatment plant and schemes in the district. Thulamela municipality has more water schemes and treatment plant then followed by Makhado and Mutale respectively.

Figure 2.3: Water treatment plant & schemes

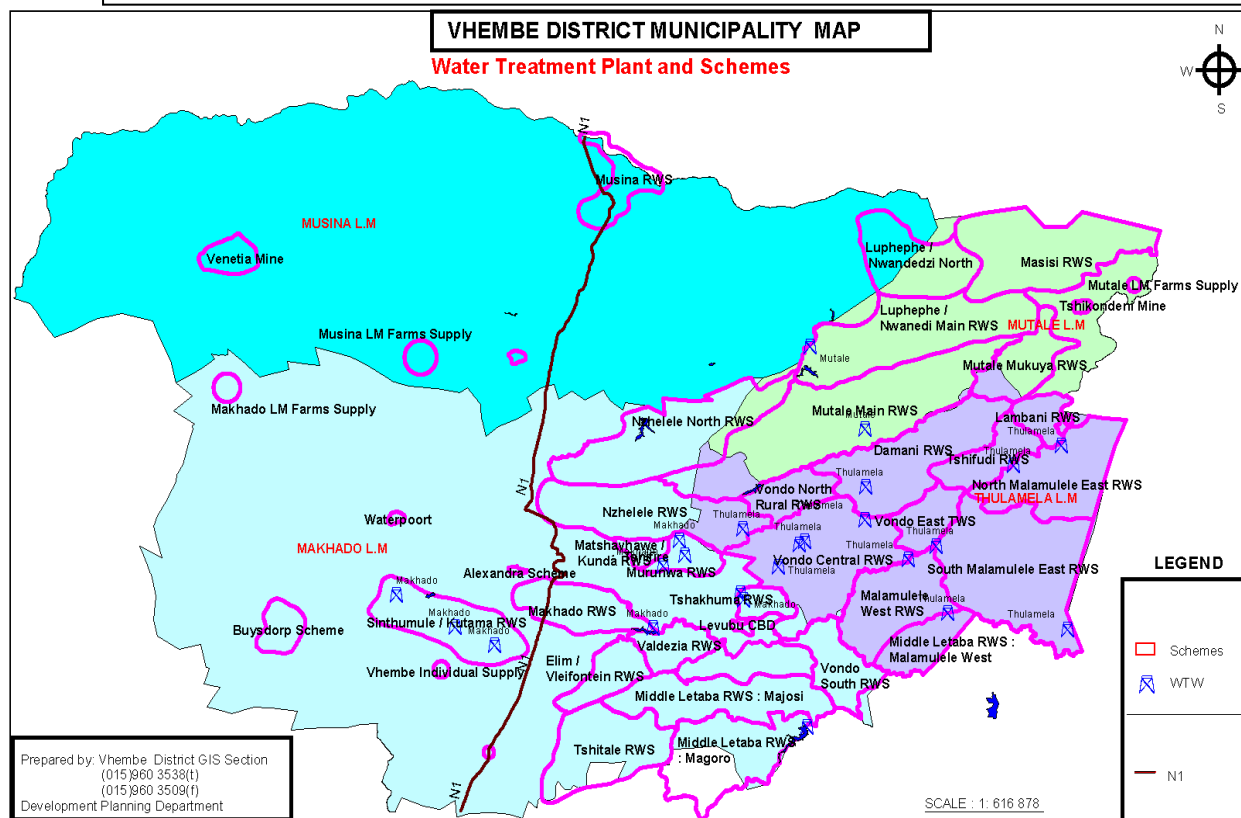
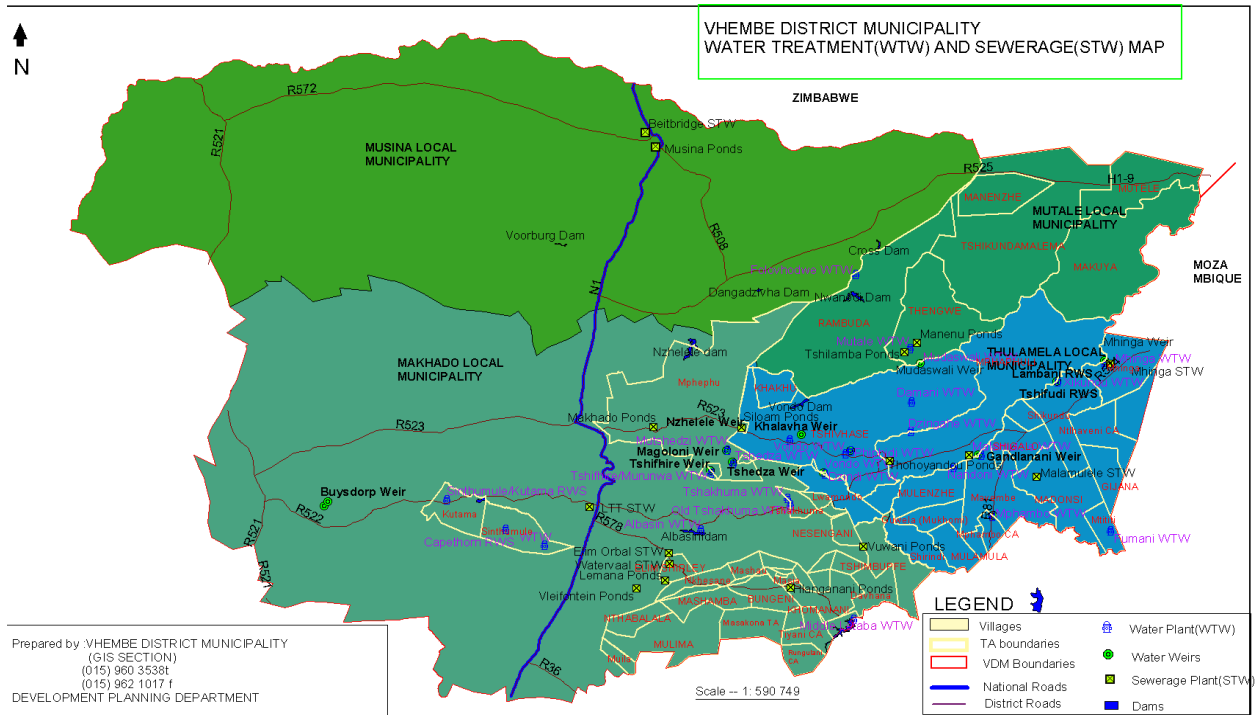


Figure 2.3: Water treatment works & Sewerage



Mutshedzi Water treatment plant



Mutshedzi water treatment plant is just an example of treatment plants in the district that are functional and assisting in solving water problems in the district.

Table 2.12: Purification plant & Boreholes

Purification Plant	CAPACITY IN M3/DAY	
	Design	Actual
Vondo water works	52 000	51 729
Dzindi package	5 180	2 008
Belemu package	7 000	1 957
Phiphidi water works	2 000	1 348
Dzingahe package plant	242	183
Mudaswali package	596	55
Mutale water works	13 500	10 000
Malamulele water works	21 600	16 000
Xikundu water works	20 000	10 000
Mhinga package plant	3 500	3 105
Mtititi water works	760	Under repair
Mutshedzi water works	8 640	14 400
shifhire/Murunwa package plant	2 074	1 987
Tshedza package plant	1 469	2 550
Nzhelele weir	5 184	3 456
Damani water works	4 000	2 122
Musekwa sandwell	288	288
Tshakhuma Damview package plant	3 000	1 500
Tshakhuma Regional water works	4 000	3 400
Albasini water works	10 368	9 700
Musina sandpoint	No figures available	

Total: 21			165 401		135 788	
BOREHOLES: 1280	Electricity	410	Dried Boreholes	101	Reservoirs (concrete)	445
	Diesel Driven	216	Collapsed	63		
	Hand pumps	654	Operating	887	Steel tanks	35

- **Water conservation and demand**

Water supply to the rural areas, where 97% of the population resides, has been estimated at 12 Million Kl/a, which amounts to an average consumption of 11.7 Kl/month in Makhado municipality. Makhado town receive 7 920 Kl/day of water from Albasini Dam, 880 Kl/day from Lepelle (Ledig) borehole and 5 000 Kl/day from Municipal Borehole Field. The total average water consumption is 13 800Kl/day, which amounts to 5 Million Kl/annum. These sources are insufficient to accommodate demand.

The Musina LM's water abstraction and consumer supply is perfectly balanced. In the urban area, 6244 Ml/annum is abstracted from the Limpopo River and 6244Ml/annum is supplied to consumers. In the rural areas 189 Ml/annum is abstracted and 189 Ml/annum is supplied to consumers in the three rural villages, Domboni, Malale and Madimbo.

The Mutale RWS abstracts water from the Mutale River. Records on the amount of water abstracted are not available. Water supplied is only metered at the command reservoir. In most of the villages usage and loss is not accounted for.

All water supplied in Thulamela is controlled at the outlets of command reservoirs where there are meters. Tshifudi is now getting water from Xikundu water scheme. Losses are not measured, although there is cost recovery in place in some areas.

Table 2.13 below indicate water connections in the district: 51 545 households are connected with piped (tap) water inside dwelling/institution, 18 327 connected to pipe (tap) water on community stand: distance greater than 1000m (1km) from dwelling/institution.

Table 2.13 : Water connections in the district

Table: Piped water by population group of head of the household					
	Mutale	Thulamela	Musina	Makhado	District
Piped (tap) water inside dwelling/institution	1 389	23 747	5 290	21 119	51 545
Piped (tap) water inside yard	4 998	41 915	9 854	37 511	94 278
Piped (tap) water on community stand: distance less than 200m from dwelling/institution	8 654	39 461	2 478	35 623	86 216
Piped (tap) water on community stand: distance between 200m and 500m from dwelling/institution	4 015	18 175	839	12 805	35 833
Piped (tap) water on community stand: distance between 500m and 1000m (1km) from dwelling /institution	1 314	10 204	98	6 710	18 327
Piped (tap) water on community stand: distance greater than 1000m (1km) from dwelling/institution	570	5 697	123	3 452	9 842
No access to piped (tap) water	2 812	17 395	1 360	17 668	39 235

Source : Stassa - Census 2011

Water loss in the district is estimated at 20% or 36 Ml/day of total production of water from all the total water produced within the schemes (181 Ml/day), due to Poor Monitoring and Management especially in rural areas, where there are a lot of spillages, unreported pipeburst and communal pipes leak.

- **Cost Recovery**

Vhembe District Municipality [VDM] is the Water Services Authority [WSA] & Provider. It purchase raw water from DWA and distributes it to consumers after purification. It has also to recover cost related to this service. The district therefore has to developed Water services Tariffs and Policies to manage the recovery of the cost associated. This is in line with the provisions of section 74 of the Local Government: Municipal Systems Act, 2000 (Act 32 of 2000) and Section 64 of the Local Government Financial Management Act (Act No. 56 of 2003).

- **Water backlogs and challenges**

The district has no water demand management plan and a great need exists for the implementation of water demand and conservation management projects. Water loss in

the district is estimated at 20% or 36 Ml/day of total production of water from all the total water produced within the schemes (181 Ml/day) through spillages. This is influenced by the lack of cost recovery for water services process, insufficient bulk meters to monitor the system, control over the communal street stand pipes by communities, insufficient personnel to monitor project implementation combined with the fact that the municipality also does not have sufficient funds to meet the National Targets. Illegal connections, bursting of asbestos pipes, cable theft, diesel engine theft, damages and theft of manhole covers & padlocks, leakages broaden water crisis in the district.

Table 2.14: Types of water services needed

Type of service needed	Makhado	Musina	Mutale	Thulamela	Total HH Backlog
Comm. Access to infrastructure but no access to water due to functionality (O & M/ Refurbishment) problems	32 337	292	12 251	21 307	66 187
Comm. Requiring water extension to existing infrastructure	13 556	382	6 252	24 860	45 050
Comm. Access to Infrastructure but no access to water due to source problem	20 710	488	3 410	16 334	40 942
Community having no formal water infrastructure	4 034	0	923	1 291	6 248
Total HH Backlog	70 637	1 162	22 836	63 792	158 427

Source: DWA 2012

Table 2.14 above shows that in vhembe District Municipality 6 248 households have no formal water infrastructure, Makhado Municipality has the highest number which is 4 034 HH and Thulamela Municipality has 1 291 HH, followed by Mutale with 923 HH and Musina Municipality is not affected by the problem.

- **Water quality**

The Department of Water Affairs has the Blue Drop Certification Programme which is an innovative means to regulation, designed and implemented with the core objective of safeguarding the tap water quality management. This objective stems from the fact that the livelihood of mankind depends on the availability of clean drinking water. People participate as process controllers, laboratory staff, samplers, engineering staff, scientists, environmental health practitioners, maintenance staff, management and general workers motivated to ensure sustainable supply of safe drinking water.

Municipal and water board officials are provided with a target of excellence (95% adherence to the set Blue Drop Requirements) towards which they should aspire. This is done to motivate and refocus the people working in the South African water sector to aspire towards targets well beyond the usual minimum requirements.

Table 2.15 below indicates blue drop performance of Water Authority municipalities in Limpopo province. The table reveals that VDM was in position 67 in the 2012 National Log position with 74.85 Blue Drop score.

Table 2.15: The Performance Log of the Municipal Blue Drop Scores for 2011 and 2012

Water Services Authority	Province	2012 National Log Position	Blue Drop Score 2012	2011 National Log Position	Blue Drop Score 2011
Vhembe DM	LP	67	74.85	103	45.06
Lephalale LM	LP	29	92.84	45	82.63
Polokwane LM	LP	46	86.52	21	92.61
Mopani DM	LP	58	79.21	71	63.87
Capricorn DM	LP	75	71.99	33	86.85
Bela Bela LM	LP	79	71.21	62	71.07
Modimolle LM	LP	82	70.1	46	81.7
Mogalakwena LM	LP	98	60.5	51	77.86
Greater Sekhukhune DM	LP	100	59.93	78	59.05
Thabazimbi LM	LP	108	54.33	142	14.32
Mookgopong LM	LP	131	31.73	133	24.79

Source: DWA, 2012

2.4.1.2 Sanitation Provision

- **Waste-water**

The Green Drop Report 2011 reported that wastewater services delivery in the province is performed by eleven (11) Water Services Authorities an infrastructure network comprising of 62 wastewater collector and treatment systems. The Vhembe team is highly energetic and a pleasure to engage. The Vhembe team is actively striving for continuous improvement. The most severe challenge faced by the municipality is wastewater compliance monitoring. Most of the plants are still residing in high and critical risk space, as result of the poor monitoring regimes that is in place. However, a markable downwards trend in risk movement is observed for 11 of the 12 plants as indicated in table 2.14.1 (DWA, 2012).

Table 2.16. indicate the green drop report in the district

Table 2.16.1 Green Drop Report

Assessment Areas	Louis Trichardt-Makhado	Dzanani	Malamulele	Mhinga
Technology	Biological (trickling) filters, Anaerobic digestion	Aerated lagoons/ Oxidation ponds digestion	Biological (trickling) filters, Anaerobic	Aerated lagoons/ Oxidation ponds Solar/ Thermal drying beds
Design Capacity (M/d)	4.99	1	3	2
Operational % i.t.o. Design Capacity	501%	NI	100%	NI
iii) Microbiological Compliance	NM	NM	NM	NM
iii) Chemical Compliance	NM	NM	NM	NM
iv) Physical Compliance	NM	NM	NM	NM
Annual Average Effluent Quality Compliance				NM
	NM	NM	NM	
Wastewater Risk Rating (%CRR/CRRmax)				82.4% (↓)
	82.4% (↓)	94.1% (↓)	70.6% (↓)	
Highest Risk Area	No monitoring, flow far exceeding design capacity	No monitoring	No monitoring	No monitoring
Risk Abatement Process	Draft W ₂ RAP	Draft W ₂ RAP	Draft W ₂ RAP	Draft W ₂ RAP
Capital & Refurbishment expenditure in 2010/2011	R 11.8 million	R 0	R 0	R 1 2 million

Description of Projects' Expenditure	New screen, renovation of primary settling tank, new chlorination system, distributor arm of biological filter	Repairing of Walls the ponds, removal of sludge, replace the storage tanks the chlorine chip and repairs of six aerators.	Standby generators, refurbishment of distribution lines, replacement of one sludge pipe and a system of the final pond.	Sludge removal, lining of ponds, chlorine system
--------------------------------------	--	---	---	--

Assessment Areas	Musina*	Mutale ponds*	Nancefield*	Thohoyandou*
Technology	Activated sludge, Solar/ Thermal drying beds	Aerated lagoons/ Oxidation ponds	Aerated lagoons/ Oxidation ponds Solar/ Thermal drying beds	Biological (trickling) filters, Anaerobic digestion
Design Capacity (M/d)	0.61	0	0.88	6
Operational % i.t.o. Design Capacity	100%	NI	100%	216.7%
iv) Microbiological Compliance	NM	NM	NM	NM
vi) Chemical Compliance	NM	NM	NM	NM
ivii) Physical Compliance	NM	NM	NM	NM
Annual Average Effluent Quality Compliance	NM	NM	NM	NM
Wastewater Risk Rating (%CRR/CRRmax)	7% (↓)	100% (→)	76.5% (↓)	86.4% (↓)
Highest Risk Area	Flow equal to design capacity, no monitoring	No monitoring	Flow equal to design capacity, no monitoring	Flow exceed design capacity, no monitoring
Risk Abatement Process	Draft W ₂ RAP	Draft W ₂ RAP	Draft W ₂ RAP	Draft W ₂ RAP
Capital & Refurbishment expenditure in 2010/2011	R 0	R 0	R 0	R 32 million

Assessment Areas	Musina*	Mutale ponds*	Nancefield*	Thohoyandou*
Technology	Activated sludge, Solar/ Thermal drying beds	Aerated lagoons/ Oxidation ponds	Aerated lagoons/ Oxidation ponds Solar/ Thermal drying beds	Biological (trickling) filters, Anaerobic digestion
Design Capacity (M/d)	0.61	0	0.88	6
Operational % i.t.o. Design Capacity	100%	NI	100%	216.7%
iv) Microbiological Compliance	NM	NM	NM	NM
vi) Chemical Compliance	NM	NM	NM	NM
ivii) Physical Compliance	NM	NM	NM	NM

Annual Average Effluent Quality Compliance	NM	NM	NM	NM
Wastewater Risk Rating (%CRR/CRRmax)	7% (↓)	100% (→)	76.5% (↓)	86.4% (↓)
Highest Risk Area	Flow equal to design capacity, no monitoring	No monitoring	Flow equal to design capacity, no monitoring	Flow exceed design capacity, no monitoring
Risk Abatement Process	Draft W ₂ RAP	Draft W ₂ RAP	Draft W ₂ RAP	Draft W ₂ RAP
Capital & Refurbishment expenditure in 2010/2011	R 0	R 0	R 0	R 32 million

Description of Projects' Expenditure	The capital budget for upgrade to plant to be confirmed.	Only fencing due to vandalism, the inlet screens was replaced	Capital to be confirmed	Upgrading of plant planned, no knowledge of process at time of assessment
Assessment Areas	Tshifulanani ponds*	Vleifontein ponds*	Vuwani ponds*	Waterval-Makhado*
Technology	Aerated lagoons/ Oxidation ponds	Aerated lagoons/ Oxidation ponds	Aerated lagoons/ Oxidation ponds	Activated sludge and extended aeration Aerobic digestion
Design Capacity (M/d)	NI	NI	NI	2.5
Operational % i.t.o. Design Capacity	NI	NI	NI	600%
lvi) Microbiological Compliance	NM	NM	NM	NM
lix) Chemical Compliance	NM	NM	NM	NM
lx) Physical Compliance	NM	NM	NM	NM
Annual Average Effluent Quality Compliance	NM	NM	NM	NM
Wastewater Risk Rating (%CRR/CRRmax)	94.1% (↓)	94.1% (↓)	94.1% (↓)	82.4% (↓)
Highest Risk Area	No monitoring	No monitoring	No monitoring	Exceedance of design capacity, no effluent monitoring
Risk Abatement Process	Draft W ₂ RAP	Draft W ₂ RAP	Draft W ₂ RAP	Draft W ₂ RAP
Capital & Refurbishment expenditure in 2010/2011	R 0	R1 million	R 1.9 million	R 1.2 million
Description of Projects' Expenditure	N/A	Refurbishment of ponds, fencing, removing of vegetation, replacement of collapsed walls, installation of chlorination tanks, removal of sludge.	Refurbishment of ponds, fencing, removing of vegetation, replacement of collapsed walls, installation of chlorination tanks, removal of sludge.	Refurbishment of maturation ponds, Removal of sludge.

Wastewater Risk Abatement planning	CRR-based W ₂ RAP is in place, although its potential pertaining to the plant is limited by the lack of information
------------------------------------	--

Source: DWA, 2012

- **Treatment Plants**

There are 09 sewage treatment plants: Malamulele, Thohoyandou, Watervaal, Elim, 15 SAI Military base, Musina, Makhado, Singelele and Nancefield and 09 Ponds in the district as indicated in table 2.18 below.

Table 2.17: below indicate the number of VIP toilets provided since 2003/4-2011/12 is 96 579 with the backlog of 91 436 toilets.

Table 2.17 : VIP toilets provided since 2003/12 and backlog

VIP TOILETS		Thulamela	Makhado	Musina	Mutale	VDM
2003/4-2011/12	Backlog	91 710	75 413	182	8 980	176 285
	Completed	35 937	39 750	600	20 292	96 579
2012/13 Backlog		55 773	35 663	510	2 251	91 436

Source: VDM 2012

Table 2.18: District Sewage Treatment plant

TREATMENT PLANT	CAPACITY IN M3/DAY		STATUS
	Design	Actual	
Thohoyandou sewage works	6 000		Operating
15 SAI Military base	-	-	
Malamulele sewage works	-	-	
Makhado sewage works	-	-	

Waterval sewage works	2 500	5 000	
Elim Orbal Plant	800	2000	
Sewage Stabilisation ponds: 10			



Table 2.19: Toilet facilities by Population group of head of household

	Mutale	Thulamela	Musina	Makhado	VDM
None	478	17 896	2 645	8 986	30 006
Flush toilet (connected to sewerage system)	910	16 803	12 664	16 284	46 660
Flush toilet (with septic tank)	193	2 526	636	2 233	5 588
Chemical toilet	100	1 198	39	1 036	2 373
Pit toilet with ventilation (VIP)	14 077	26 014	1 479	29 300	70 869
Pit toilet without ventilation	7 900	89 431	2 252	75 073	174 656
Bucket toilet	37	292	130	748	1 207
Other	58	2 433	197	1 229	3 916

Source: Statssa - Census 2011

Table 2.19 above indicate toilets facilities by population group of head of household, district with the total of 70 869 VIP toilets and 30 006 of households has no toilet facilities.

2.4.1.3 Energy supply and demand management

There are 12 sub- stations in the district namely; Sanari, Makonde, Malamulele, Tshikweta, Leeudraai, Paradise, Flurian, Pontdrif, Musina and Nesengani. The backlog is currently 9x 132/22KV to be built at Singo, Mashau, Mamaila, Mageva, Mbahe, Jilongo, Mandala, Tshilamba, and Lambani. The main challenge is the insufficient capacity of the power station to supply all areas in the district.

Table 2.20: below indicates that 287 190 households receive electricity with a backlog of 47 325 and 7 246 households uses solar in the district.

Table 2.20: Energy supply per Local Municipality

ELECTRICITY SERVICE LEVEL			
GRID ELECTRICITY			NON GRID ELECTRICITY
Local Municipality	Number of Household per local municipality	Backlog	Number of household current supplied through SOLAR
Makhado	114060	14 298	5087
Thulamela	137852	34 600	1158
Mutale	21075	3383	1001
Musina	14203	1112	-
Total	287190	52 281	7246

Sources: Eskom & local Municipalities

Table 2.21 below indicate the type of energy by household for heating in the district in which the highest number of household population in the district utilize wood with 174 787 and the lowest number of household population 242 utilize for coal for heating.

	Mutale	Thulamela	Musina	Makhado	VDM
Electricity	4 636	50 715	10 727	53 249	119 326
Gas	134	903	135	1 072	2 244
Paraffin	58	957	206	1 336	2 556
Wood	17 380	88 044	5 116	64 246	174 787
Coal	19	73	28	122	242
Animal dung	10	178	5	99	293
Solar	33	141	30	128	331
Other	0	1	0	3	4
None	1 483	15 581	3 795	14 634	35 494

Source: Statssa - Census 2011

Table 2.22 below indicate the type of energy by household for lighting in the district in which the highest number of household population in the district utilize electricity with 292 261 and the lowest number of household population 602 utilize for gas for lighting.

	Mutale	Thulamela	Musina	Makhado	VDM
Electricity	19 782	136 567	15 321	120 591	292 261
Gas	49	305	33	215	602
Paraffin	183	1 857	223	1 406	3 668
Candles	3 221	15 161	4 290	11 723	34 395
Solar	455	2 303	60	565	3 383
Other	0	0	0	0	0
None	62	401	116	390	968

Source: Statssa - Census 2011

Table 2.23 below indicate the type of energy by household for cooking in the district in which the highest number of household population in the district 212 210 utilize wood and the lowest number of household population 51 utilize other form of energy for cooking within the district.

	Mutale	Thulamela	Musina	Makhado	District
Electricity	4 048	47 928	13 177	48 117	113 270
Gas	281	1 947	374	2 440	5 042
Paraffin	45	1 076	438	1 937	3 496
Wood	19 311	105 152	5 928	81 818	212 210
Coal	18	80	13	147	258
Animal dung	5	30	10	27	72
Solar	11	92	21	132	256
Other	0	11	18	21	51
None	32	277	63	250	621

Source: Statssa - Census 2011

2.4.1.4 Free Basic Services in the District

Vhembe District municipality strives to provide free basic water and sanitation to all indigent households. Indigents are defined as those households who are unable to make a monetary contribution towards basic services, no matter how small the amounts seem to be, due to a number of factors. According to stats SA, 372 557 people are without income and 162 764 people earn between R1 and R800. This means that the majority of households within the municipality are unable to pay for services. Proper management systems need to be implemented to manage the provision of free basic water to the communities

The district has Basic Water and Sanitation Service Policy to manage the provision of basic water to the indigent people. The free basic water is 6kl per month per household. The local municipalities invoice the district, their monthly free basic water expenditure. Table 2.24 below shows that Thulamela municipality provide 26 850 households with free water and 14 038 households with electricity in 2011/12 financial.

Table 2.24: Free Basic Services and Indigent Support per Local Municipality (Households)

FREE BASIC SERVICES 2011/12	THULAMELA		MAKHADO		MUTALE		MUSINA		VDM	
	ESKOM (50KW/M onths)	LM	ESKOM	LM	ESKOM	LM	ESKOM	LM	ESKOM	LM
Electricity	14038	12812	19804	8408	1363	-	160	2459	35365	23679
Water	26850		28312		400		2619		58181	
Refuse Removal	2685		-		10		2619		2629	
FREE BASIC SERVICES 2012/13										
Electricity	ESKOM (50KW/M onths)	LM	ESKOM (50KW/M onths)	LM	ESKOM (50KW/M onths)	LM	ESKOM (50KW/M onths)	LM	ESKOM (50KW/M onths)	LM
	11812	11812	15788	86060	1487	-	523	2811		
Water	11812		123100		519		4667			
Sanitation	11812		25112		-		4667			
Refuse Removal	11812		9856		42		4667			

INDIGENT SUPPORT										
Indigent Households	2010/11	2011/12	2010/11	2011/12	2010/11	2011/12	2010/11	2011/12	2010/11	2011/12
	-	26 850	-	28 312	14500	18333	2619	2459	-	75 954
	2012/13	11 812		75 469	2 048		2811			

2.4.1.5 Social Infrastructure

- Schools and Libraries**

The district office comprises of 27 circuit offices and **967** public schools. Figure 2.4 below shows the distribution of schools in the district. There are many schools in Thulamela as influenced by population concentration which followed by Makhado municipality.

There are 132 Adult Basic Education & Training (ABET) centers and 1 University. The rendering of quality education in the district is negatively affected by dilapidated and shortage of classrooms and administration blocks, lack of electricity, dilapidated and shortage of toilets.

According to the norms and standard, a school should be situated within a radius of 5km from the community it serves and the total walking distance to and from school may not exceed 10 km. Learners who reside outside the determined feeder zone may be provided with either transport or hostel accommodation on a progressively phased and pro-poor basis.

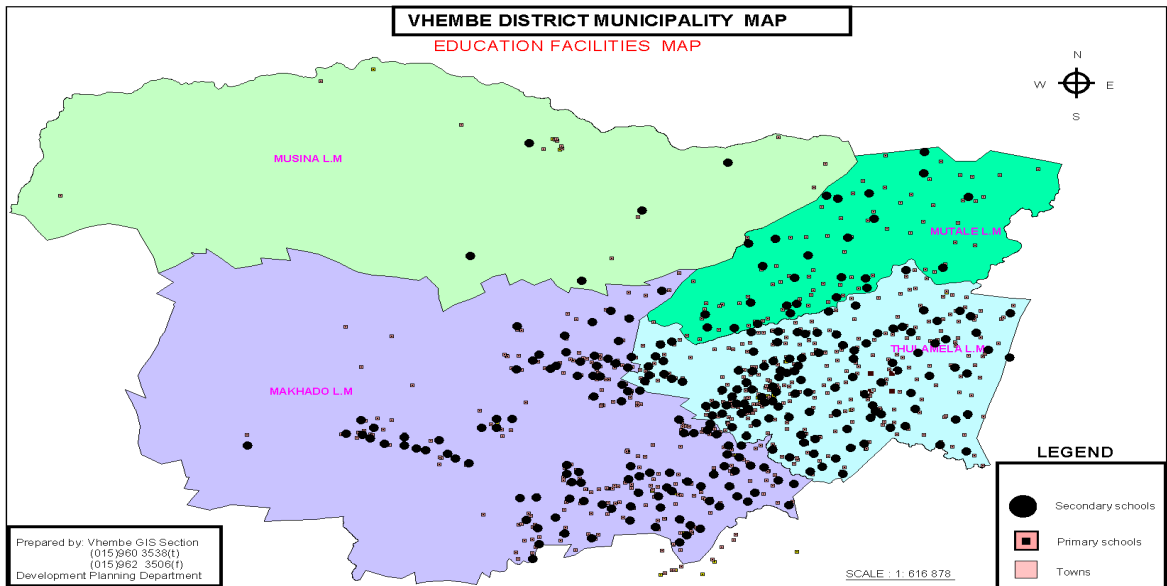
Table 2.25: Number of schools and pupils				
Local Municipalities	Secondary schools	Primary schools	Combined schools	
Mutale	35 schools 19 390 pupils	109 schools 24 664 pupils	2 schools 1 478 pupils	

Musina	9 schools 4 571 pupils	29 schools 9 844 Pupils	5 schools 1 102 pupils	
Thulamela	127 schools 87 047 pupils	297 schools 111 878 pupils	16 schools 8 185 pupils	
Makhado	114 schools 65 610 pupils	251 schools 90 241 pupils	23 schools 9 481 pupils	

Source: Department of Education 2012

Table 2.25 above indicate the number of schools and pupils per municipality, in which Thulamela municipality has 297 the highest number of Primary schools and Musina Municipality has 29 the lowest number of primary schools.

Figure 2.4: Education facilities



Main challenges are that majority of school facilities do not meet the required standard, Mutale and Musina municipalities do not have special schools and scholar transport

- **Hospitals and clinics**

Figure 2.5 below indicates the distribution of health facilities in the district. The map shows that more hospitals are found in Thulamela municipality.

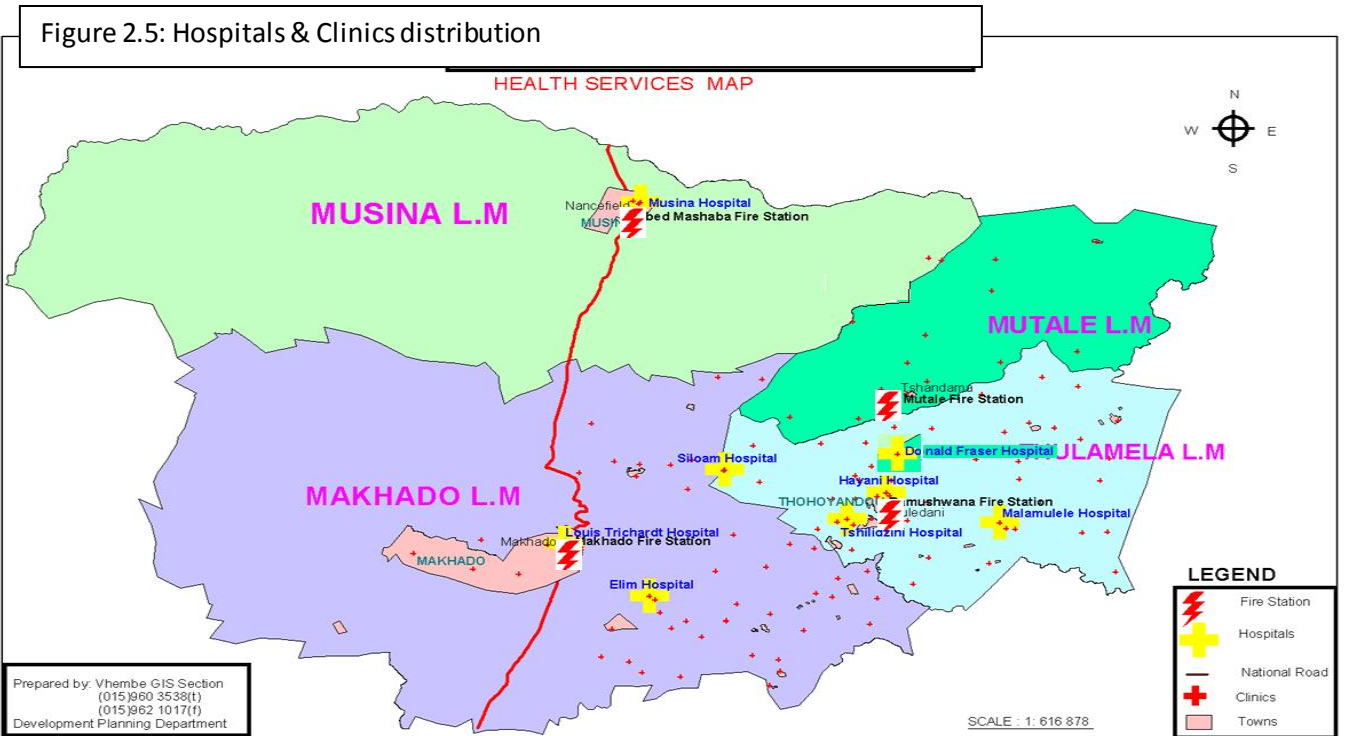


Table 2.26: Health Facilities

Name of the municipality	Clinics	Health centres	Hospitals	Total health facilities
Makhado	44	4	3	51
Thulamela	49	3	4	56
Musina	3	0	1	4
Mutale	16	1	0	17
Vhembe District (Total)	112	8	8	128

Source: Dept Health 2012

Table 2.26 above indicate that District has total of 128 health facilities in which 112 are clinics followed by health centers and hospitals with 8 same numbers.

The District has 07 District/ Community hospitals: Donald Fraser, Elim, Malamulele, siloam, LTT, Musina and hayani. Tshilidzini is the only referral (regional) hospital in the district. There is a total of 108 fixed & 04 gateways clinics and 1 033 visiting points in the district Thulamela has 52 clinics & 14 mobiles, Musina 03 clinics & 02 mobiles, Mutale has 16 clinics & 12 mobiles , Makhado 44 clinics and 15 mobiles.. 08 Health

centers namely Tiyani, Thohoyandou, Makhado, Mutale, William Eadie, Bungeni and Mphambo health centres.

Table 2.27 below shows the number of clinic facilities that have access to water and sanitation within the district, wherein Thulamela municipality has 52 which is the highest number followed by 48 Makhado municipalities.

Table 2.27: Access to water and sanitation

	District	Makhado	Thulamela	Musina	Mutale
Total number of clinics	120	48	52	3	17
Number of clinics supplied with water and sanitation	120	48	52	3	17
Number of clinics remain to be serviced	0	0	0	0	0

The Lack of basic amenities like shade at clinics visiting points, shortage of medicine, Lack of dedicated PHC pharmacists and assistant pharmacists, influx of migrants from neighbouring countries, Malaria, Rabies, Equipments, HIV and AIDS, poor roads and communication networks in some of the clinics are the major challenges in the provision of health and social development services in the district.

- **Social development infrastructure**

All service offices or points must be within a distance of twenty (20) km radius. One Social welfare practitioner should serve a population of 3,000 (1:60) children in a particular service point. Social assistance applications should be complete within 8 hours – more realistic 45-56 hours.

Tale 2.28 below indicate 26 numbers of victim empowerment centers with a backlog of 13 and total number of 180 drop in centers which a backlog of 137.

Table 2.28 social services facilities

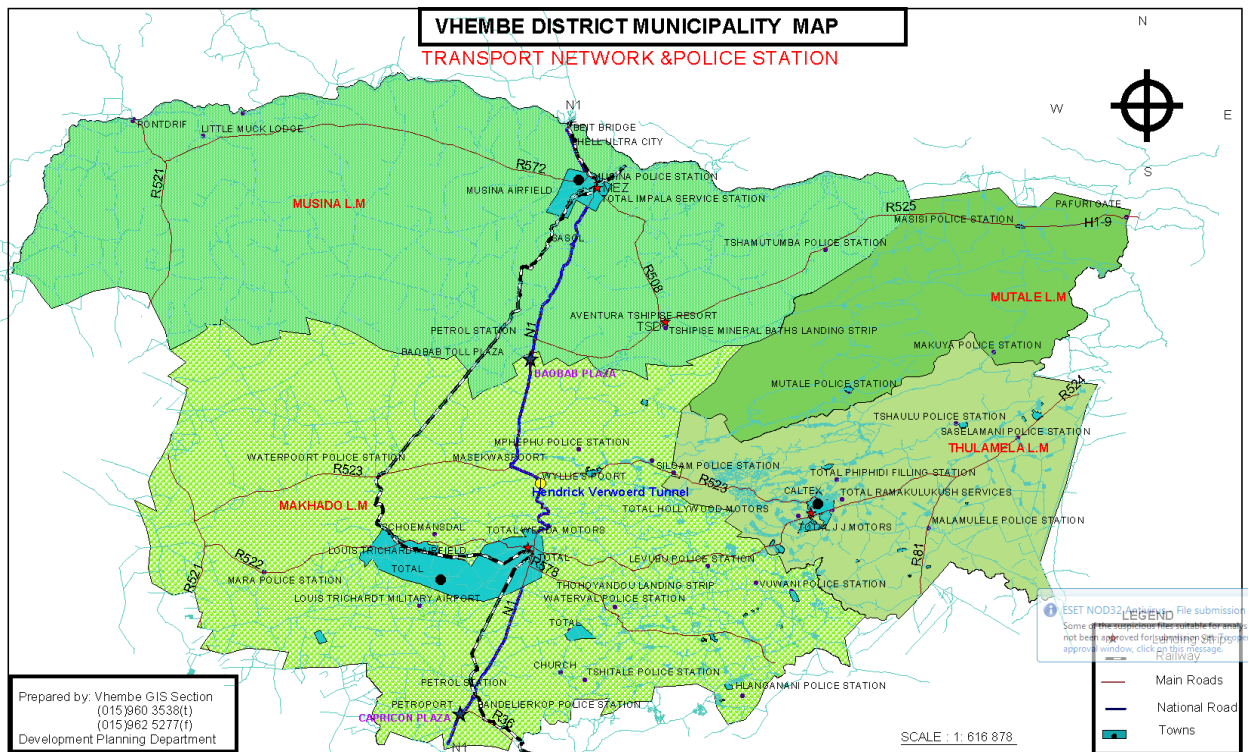
Municipality	Victim empowerment centres		Home base care		Drop-in centres		Early childhood development		Elderly community base care centre		Old age home		Child and youth care centres		CBR	
	Baseline	Backlog	Baseline	Backlog	Baseline	Backlog	Baseline	Backlog	Baseline	Backlog	Baseline	Backlog	Baseline	Backlog	Baseline	Backlog
Thulamela	9	4	12	0	102	79	226	980	27	22	0	0	1	0	1	0
Makhadoo	11	7	12	4	52	38	202	83	13	9	1	0	1	0	2	1
Musina	2	1	1	0	7	6	29	4	1	1	0	0	0	0	0	0
Mutale	4	1	2	0	19	14	55	21	3	3	0	0	0	0	1	0
VDM	26	13	27	4	180	137	512	306	44	35	1	0	1	0	4	1

- **Police stations and courts**

The district is divided into Thohoyandou and Makhado Justice Cluster. Thohoyandou cluster comprised of Thohoyandou, Levubu, Mutale, Makuya, Tshaulu, Siloam and Vuwani policing area as indicated in figure 8 below.

Makhado cluster comprised of 06 police stations: Mphepu, Tshilwavhusiku, Watervaal, Mara, Tshaulu and Siloam. There is 01 high court: Thohoyandou, 10 district courts: Musina, Louis Trichardt, Dzanani, Hlanganani, Thohoyandou, Vuwani, Malamulele, Tshilwavhusiku, Waterval & Mutale, 03 Regional Courts: Sibasa, Louis Trichardt and Dzanani, 4 Periodical Courts: Makuya, Tshaulu, Levubu & Saselamani, and 43 Traditional Courts under Traditional Councils in the district as indicated in figure 2.6 below.

Figure 2.6 Transport network and police station



- **Housing**

The right to adequate housing enshrined in Constitution Act 108 of 1996 and states that everyone has the right to have access to adequate housing and the state must take reasonable legislative and other measures within its available resources to achieve the progressive realization of this right. The main challenges are abandoned RDP houses,

outdated housing chapter, poor quality and availability of land for future township development in private farms.

Current district housing provision status

Table 2.29 below indicate the housing backlog in the district, Thulamela municipality was 37 700 in 2012 and for 2013 is 22 600 which is the highest housing backlog and Musina municipality is 5 798 and still the lowest housing backlog.

Table 2.29 Housing backlog

Year	Thulamela	Makhado	Musina	Mutale	VDM
2012	38 000	16 807	4 669	6 872	66 348
2013	37 700	16 807	5 793	8 240	

Source: LMs

- **SPORT, ARTS AND CULTURE FACILITIES**

Table 2.30 Sports, Arts and Culture facilities per local municipality

SPORTS FACILITIES	THULAMELA		MAKHADO		MUTALE		MUSINA	
Multipurpose Sport Courts	Makwarela (Dilapidated), Malamulele, Thohoyandou, Bergvlam	4	Rabali, Bungeni(Dilapidated), Tshakhuna, Tiyani	4	-		-	
Indoor Centers	Thohoyandou indoor	1	-		-		-	
Multipurpose Stadiums	Makwarela, Tshifulanani, Tshikombani, Merve, Tshifudi, Mdabula, Makhuvha, Malamulele	8	--		-		Lesly Manyathela	1

SPORTS FACILITIES	THULAMELA		MAKHADO		MUTALE		MUSINA	
Stadiums	Thohoyandou, Malamulele, Makwarela, Tshikombani, Saselemani, Tshifudi, Makhuvha, Mdabula, Tshifulanani, Makonde	10	Rabali, Bungeni, Makhado, Vhuilafuri, Makhado Rugby	4	-		MTD stadium, Madimbo, klopper, Malale, Nencefield Ext 06 & 07, Rugby	7
Multipurpose Sport and Recreation Hall	Thohoyandou Indoor, Malamulele	2	Makhado Indoor Sports Center, Makhado College Multipurpose, Vuwani Indoor, Njakajaka/Bugeni Indoor	4	-		-	
Museum	-		Dzata, Schoemasdal	2			Mapungubwe	1
Community hall	Makwarela, T/Ndou	2	Muduluni, Waterval (Njhakanjhaka), Vuwani, Hamutsha, Ravele, Makhado showground hall	7	Tshilamba, Masisi	2	Agricultural hall, Nancefield (renovation), ext 01, Malale, Madimbo	5
Arts and culture center	T/Ndou	1			Mutale	1		
Recreational parks	Shuma park, River side miluwani	2	Caravan park, Civic centre, Tshirululuni	4	Tshilamba	1	Nancefield Ext 1, Eric Meyer	2

Source: Local municipalities

Table 2.30 above illustrates that there are 02 Museum, 12 community halls, 02 Arts and culture center, 11 stadiums, 14 multi-purpose stadium, 01 Indoor center and 06 multipurpose sports courts in the district.

The main challenges are lack of designated names for facilities, dilapidated infrastructure and poor maintenance.

2.4.1.6 Transport and Logistics Management

NATIONAL LAND TRANSPORT TRANSITION ACT, ACT 22 OF 2000, section 18 (1), (2) & (3) stipulates that Land Transport planning must be integrated with land development process and must be carried out so as to cover both public and private transport and all modes of land transport relevant in the area concerned and must focus on the most effective and economic way of moving from one point to another in the system. Transport plans must be developed to enhance effective functioning of cities, towns and rural areas through Integrated Transport Planning of transport infrastructure and facilities, transport operation including freight movement, bulk services and public transport services.

National land transport act requires municipalities to develop their ITPs which comply with the minimum requirements as set out in the: “Minimum requirements for preparation of Integrated Transport Plans” published 30 November 2007. Transport vision is an integrated safe, reliable, efficient, affordable and sustainable multimodal transport system and adequate infrastructure.

The SA transportation system is inadequate to meet the basic needs for accessibility to work, health care, schools, shops, etc. and for many developing rural and urban areas. In order to meet these basic needs for accessibility, the transport services offered must be affordable for the user. The transport system must aim to minimise the constraints on the mobility of passengers and goods, maximising speed and service, while allowing customers a choice of transport mode or combination of transport modes where it is economically and financially viable to offer a choice of modes. This demands a flexible transport system and transport planning process that can respond to customer requirements, while providing online information to the user to allow choices to be made.

- **Roads**

There are National Roads in the province: N1,N11,R37,R71,R81,R510/R572 and R521/R523 under the responsibility of NDoT through SANRAL. Provincial roads are numbered with prefix D or R, excluding national and municipal roads of which DoRT is responsible through RAL. Municipal roads are local which include streets and access. Most of these roads are not numbered. Private roads are accesses to and through private properties of which property owners are responsible.

DISTRICT	TOTAL LENGTH OF SEALED/PAVED ROADS:KM	TOTAL LENGTH OF GRAVEL/DIRT ROADS:KM	TOTAL LENGTH OF ROADS:KM	PERCENTAGE (%) OF SEALED/PAVED ROADS
VHEMBE	1 410	2673	4083	34,5%
Thulamela	360,3	704, 7	1065	33,8%
Makhado	489,3	892,7	1382	35,4
Musina	420	661	1081	38,8%
Mutale	140	415	555	25,2

Source: DoRT 2012

Table 2.31 above shows that the total length of provincial roads is 3 940 km in the district and of which 37% of roads are tarred/paved. The total length of gravel roads is 2 469 km which constitute a backlog. The roads challenges experienced during rainfall time in the district are indicated by pictures below.



The following roads Maungani Phase II, Makonde/ Matangari Phase II, Mavhunga access road phase III, Mphephu Resort Bridge have designs and need funds for construction.

- **Bus and Taxi Ranks/Routes**

There are 03 formal and 08 informal Bus ranks in the District and 12 formal taxi ranks and 01 Intermodal Facilities and 19 informal Taxi ranks in the District as indicated in table 2.32 below.

Table 2.32: Bus and Taxi ranks per local municipality

Formal Ranks	Thulamela	Makhado	Mutale	Musina
Bus	01	02	-	-
Taxi	06	03	02	01
Intermodal Facility	01	-	-	-

Source: VDM, 2012

There are 272 Taxi routes with 2 865 taxis operating and 241 subsidized Bus routes with 500 buses operating in the district as indicated in table 2.33 below.

Table 2.33: Taxi and subsidized Bus routes

Municipalities	No. Of taxis	Taxi routes	No. Of buses	Subsidised bus routes
THULAMELA	1 258	132	248	147
MAKHADO	1 191	105	304	86
MUSINA	482	21	13	0
MUTALE	216	14	11	8
VDM	2 865	272	500	241
TAXI Association: 18 & TAXI Council: 01			Bus Association: 01	

Source: VDM, 2012

Table 2.34: Major Public Transport Corridor Routes in VDM Area

ROUTE CODE	CORRIDOR ROUTE
Makhado to Nzhelele	Along the N1 North from Louis Trichardt and turn right along Road R523 to Nzhelele
Makhado to Elim	Along the N1 South from Makhado and turn left along Road R578 to Elim
Makhado to Midoroni	Along Road R522 south west from Makhado to Midoroni/Maebane
Musina to Nancefield and Beit Bridge	Along the N1 North from Musina to Beit Bridge
Elim to Giyani	Along Road R578
Thohoyandou to Makhado	Along Road R524
Thohoyandou to Wylispoort	Along Road R523
Thohoyandou to Mutale	Along Road R523
Thohoyandou to Tshaulu	Along Road R523
Thohoyandou to Malamulele	Along Road R524 north from Thohoyandou and turn right to R81 to Malamulele
Basani to Saselamani	Along Road R524
Malamulele to Giant reefs	Along a gravel road south east from Malamulele up to Giant Reefs
Malamulele to Giyani	Along Road R81
Bungeni to Giyani	Along Road R578

Source: VDM, 2011

Table 2.34 above shows major public transport corridor routes in the district which are Makhado to Nzhelele etc, as indicated in figure 2.7 below together with the subsidized buses.

Figure 2.7 Makhado Subsidised Corridor Bus Operation

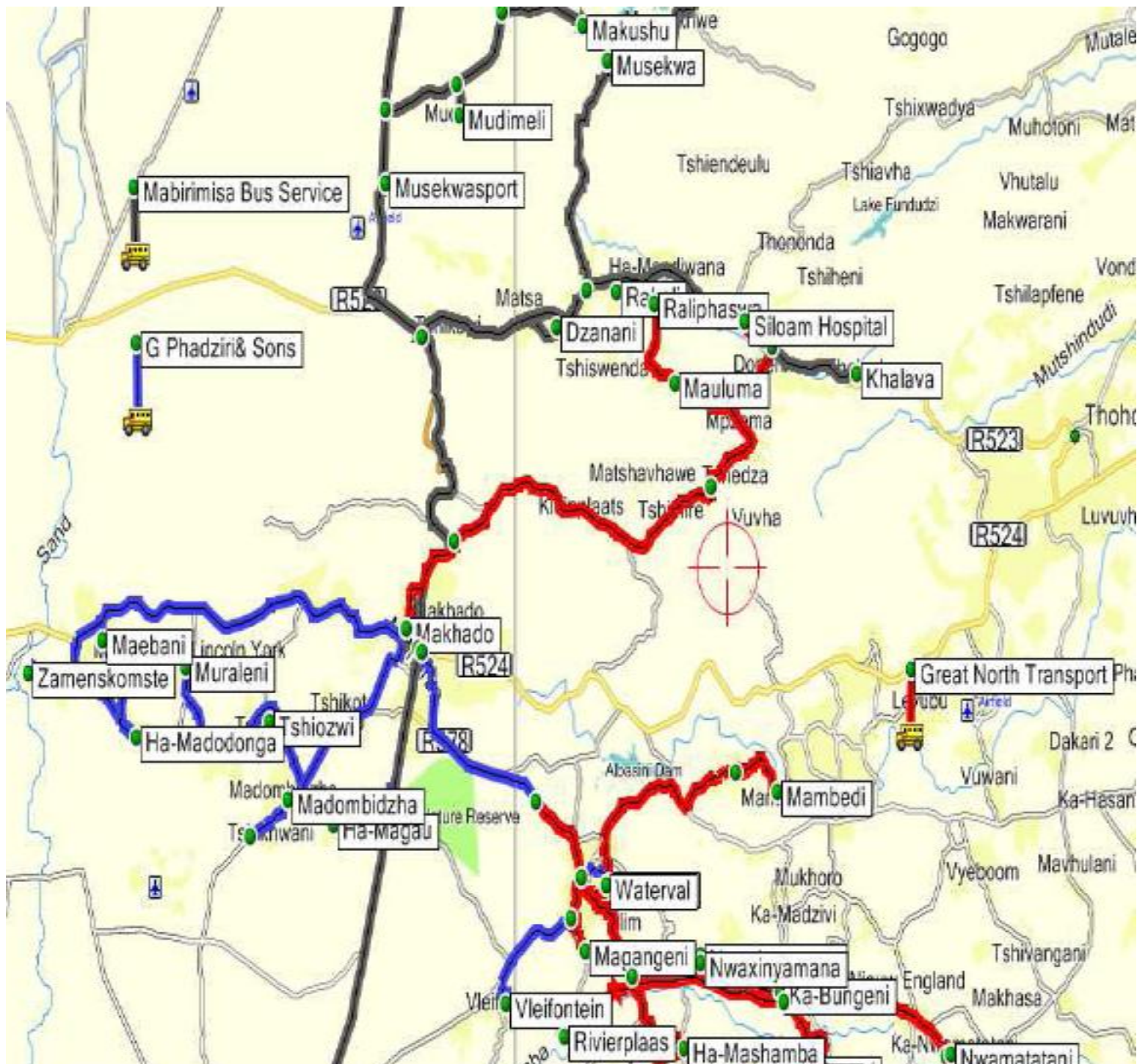


Figure 2.7 Makhado Subsidised Corridor Bus Operation

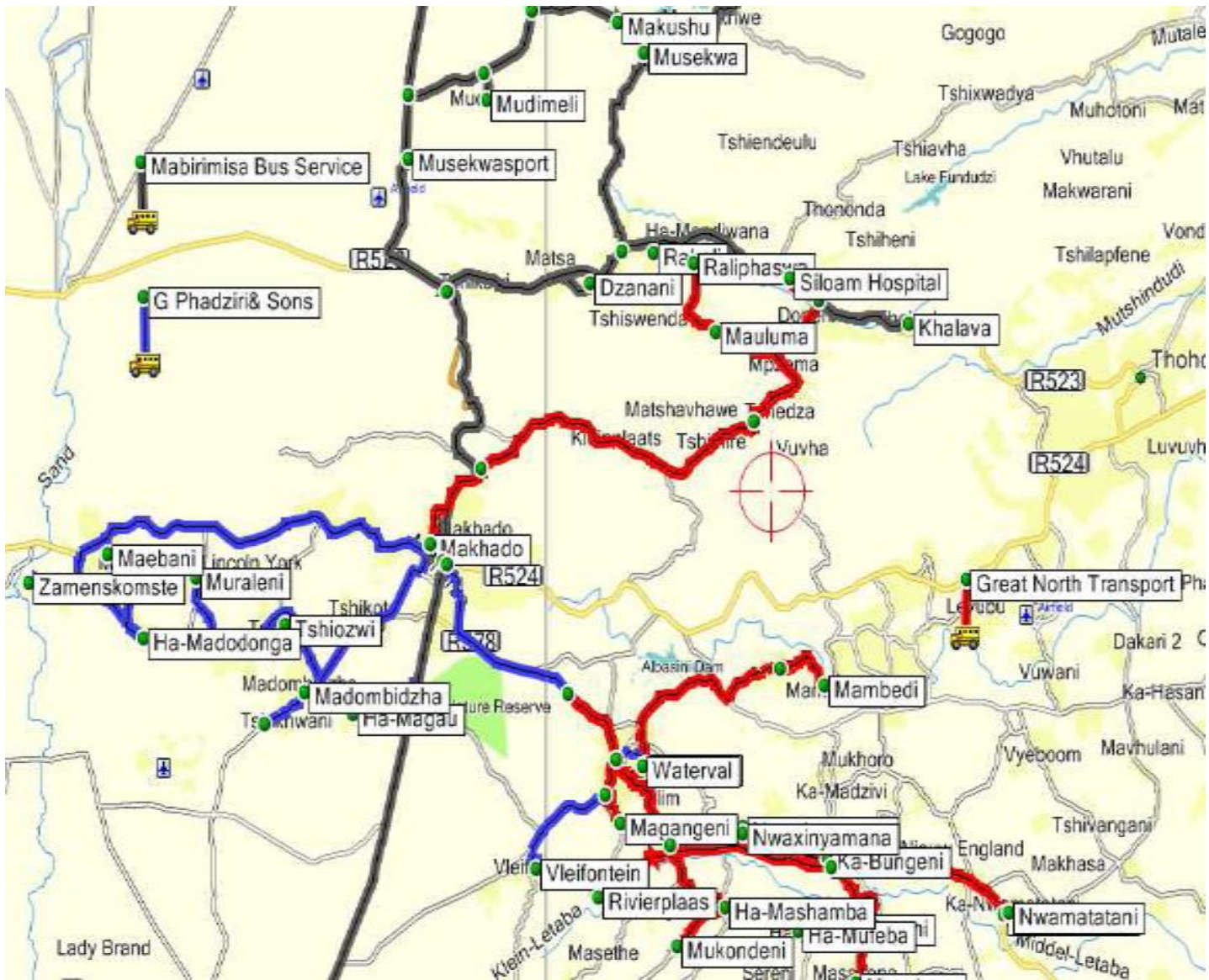
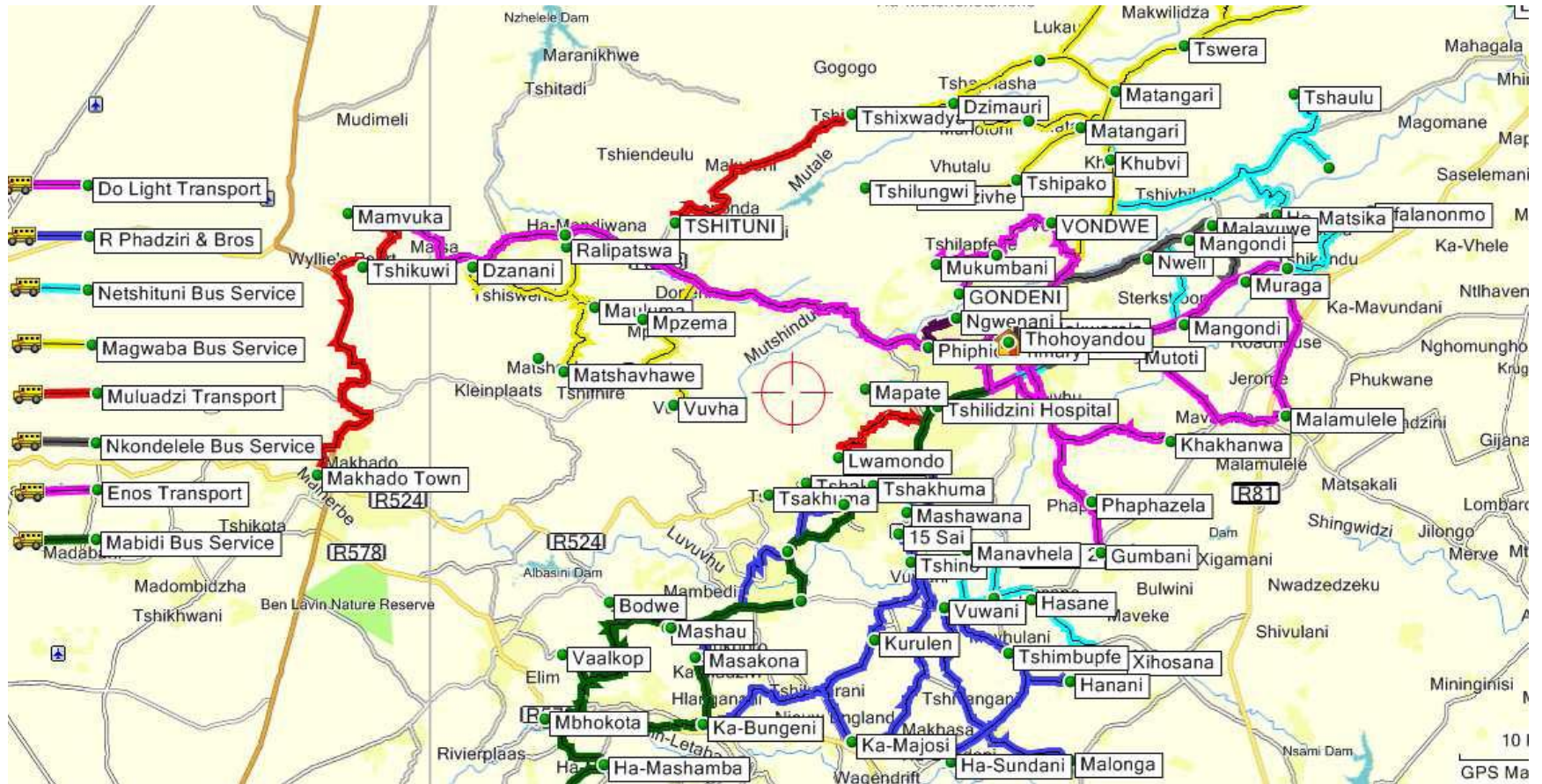


Figure 2.7: Tshivhase and Thohoyandou Subsidized Corridor Bus Operation



- **Freight network**

The major Freight Transport roads in the VDM :

- N1 National Road from Polokwane to Beitbridge .
- R522 from Vivo to Makhado
- R523 from Vivo via Waterpoort to Masekwapoort
- R521 from Vivo to Pont drift Border
- R572 from Musina to Pont drift
- R524 from the Makhado central business district to Punda Maria
- R81 from Road R524 to Giyani
- R525 from Mopani the N1 Road to Pafuri Gate
- R578 from Giyani via Elim to the N1 National Road

- **Testing Stations**

There are 05 Vehicle Testing Center and 06 Testing Centers for learners & drivers license. Vehicle Testing Centers are Mutale, Makhado, Musina and Thulamela. 350 vehicles per months are tested and 1000 people are examined for learners' license and 800 drivers' license per months in the district.

- **Airports and Stripes**

Mphephu airport is the only one in the district; however it needs to be renovated. There are two air stripes in Musina and Makhado municipalities.

- **Routine maintenance**

There are only 02 cost centers in Makhado municipality: Makhado which manages 338 km of surfaced and 488 km unsurfaced roads while Hlanganani maintains 133 km surfaced and 423 km unsurfaced roads.

Thulamela municipality has Thohoyandou and Malamulele cost centers. Thohoyandou cost center cater for 240 km surfaced and 355 km while Malamulele caters for 115 km surfaced and 355 km unsurfaced roads.

Mutale municipality has only Tshilamba which maintains 140 km of surfaced and 415 unsurfaced roads. Musina municipality has 01 cost center maintaining 415 km surfaced and 667 km unsurfaced roads. The main problems are regular break down of machines and equipments, shortage of machines and ageing personnel are the routine maintenance major challenges in the district.

2.5 GOVERNANCE AND ADMINISTRATION CLUSTER PRIORITIES ANALYSIS

2.5.1 Municipal transformation & organizational development

2.5.1.1 Organizational development & work study

The district has approved Organogram which is reviewed annually in line with IDP Review process to ensure institutional readiness and capacity to implement the IDP. Table 2.35 below indicates that there are 4 003 posts of which 1968 are filled and only 291 vacant posts are budgeted for 2012/13 financial year.

Table 2.35: The employment summary in the district 2012/13

DEPARTMENT	TOTAL POSTS	FILLED POSTS			VACANT POSTS		
		No. of Posts / Gender			Funded Posts	Unfunded posts	New Proposed Posts
		Total/Dept.	Male	Female			
Office of the Executive Mayor	24	15	10	5	1	8	0
Office of the Municipal Manager	19	12	8	4	3	4	0
Corporate Services	231	41	27	20	77	113	0
Finance Department	56	31	14	17	3	22	0
Development Planning	38	17	10	7	2	19	0
Community Services	274	171	108	63	18	85	6
Technical Services	3361	1681	988	693	187	1493	0
Total Posts	4003	1968	1559	809	291	1744	18

2.5.1.2 HR policies, systems & structures

The district municipality allocates human resources and other resources to ensure effective performance in the district. Remuneration, disciplinary and grievance procedure, and performance management systems are in place and implemented. Labour forum is established and functional. Table 2.36 below show approved human Resource policies in the district both Statutory and Regulatory policies: Recruitment Policy, Internship Policy, Gender Policy, Bereavement Policy, Landline, telephone policy

Table 2.36: Human Resource Policies

Policies	Approved	Reviewed
	YEAR	
STATUTORY EMPLOYMENT POLICY		
1. Employment Equity Policy	2005	Not yet
2. Disciplinary and grievance procedure	2005	Not yet
3. Training and Development policy	2005	2012
REGULATORY POLICY		
4. Recruitment Policy	2005	2012
5. Internship policy	2005	Not yet
6. Gender policy	2005	Not yet
7. Bereavement policy	2005	Repelled
8. Landline Telephone policy	2005	2012
9. Cellphone Policy	2005	2012
10. Bursary policy	2005	2012
11. Dress code policy	2005	Not yet
12. Furniture and Equipment policy	2005	2012
13. Placement policy	None	-

14.Travelling and Subsistence policy	2005	2012
15.Succession policy	2005	Not yet
16.Overtime policy	2005	2012
17.Standby Allowance policy	2005	Not yet
18.Sexual Harassment policy	2005	Not yet
19.IT Security backup policy	2005	2012
20.Attendance and punctuality policy	Non	-
21.Smoking policy	2005	Not yet
22.Records Management policy	2005	Not yet
23.HIV/AIDS policy	2005	2012

2.5.1.3 Skills development

The district municipality compiles Workplace Skills Plan (WSP) report every year even when there is no Workplace skills plan and submits to LGSETA on or before 31st of June, and implement from 1st of July every year. The WSP and Annual Training Report (ATR) are submitted together on/ before 30th of June. The municipality is receiving the Mandatory Grant since its inception till today (2011) because of complying with the skills development Act, Act 97 of 1998 and Skills Development Levy's Act, Act no 09 of 1999: the municipality gets 50% of the levy that is paying on monthly basis to SARS. The performance agreement which got developmental needs of the employees is used for skills auditing, which also inform the compilation of the workplace skills report as indicated in table 2.37 below.

Challenge is that most employees have not yet signed performance agreement with their immediate supervisor.

Table 2.37: Skills Audit 2012/13

EMPLOYMENT CATEGORY	GENDER		Total	QUALIFICATION									Total
	Male	Female		NQF 1	Below	NQF 1	NQF 2	NQF 3	NQF 4	NQF 5	NQF 6	NQF 7	
SOC 100 Legislators	31	28	59	-	-	-	-	-	13	43	1	-	59
SOC 100 Directors and Corporate Managers	24	6	30	-	-	-	-	-	-	25	4	2	30
SOC 200 Professionals	31	19	50	-	-	-	-	-	50	-	-	-	50
SOC 300 Technicians and Trade Workers	55	14	69	-	-	-	-	-	159	-	-	-	159
SOC 400 Community and Personal Service Workers	81	53	133	-	-	-	-	100	33	-	-	-	133
SOC 500 Clerical and Administrative Workers	93	103	196	-	-	-	-	-	196	-	-	-	196
SOC 700 Machine Operators and Drivers	31	38	69	-	-	-	-	69	-	-	-	-	69
SOC 800 Labourers	569	491	1060	1060	-	-	-	-	-	-	-	-	1060
Apprentices	0	0	0	-	-	-	-	-	-	-	-	-	0
Total	915	752	1666	1060				169	451	25	4	2	1697

2.5.1.4 Labour relations

There are Local Labour forum and organized labour Union which are functional, and Labour relations policies are in place. But however there is a need for Labour relations statistic to monitor the labour peace. There is also a dire need for workshops to management and shop stewards on discipline and handling of grievance procedures. There should be regular emphasis on the compliance of all HR policies by management to employees.

2.5.1.5 Occupational health and safety (OHS)

OHS draft policy and committee are in place and functional. Health and Safety representatives have been appointed in terms of sec 17.1 of the OHS Act. Basic OHS awareness has been done to Vhembe headquarters and satellites. Appointments in terms of sec 16.1 and sec 16.2 have been awarded to all OHS Reps. Risk Assessment has been done within Vhembe District Municipality. Safety materials, PPE & safety clothing have been provided to the employees. The district has taken a drastic action to renovate the building to create a good working condition in terms of section 8 of the OHS Act.

Challenges are none compliance by employer in terms of section 8 of OHS act no 85 of 1993 as amended. Medical Practitioner has not yet been appointed for medical examinations periodically surveillance to all VDM employees and none availability of Evacuation plan.

2.5.1.6 The Employee Assistance Program (EAP)

The Employee Assistance Program (EAP) is a service designed to assist or benefit all employees, and in some situations their immediate families, with personal health and well being. The services available through a comprehensive EAP programme normally make provision for the following:

- ✓ assessment and evaluation of behavioral health problems, information and referral to appropriate community resources/treatment programs, consultation and education for the general promotion of mental health in the work place, and
- ✓ short term counselling and crisis intervention as needed.

The EAP endeavours to assist employees with problems such as stress, anxiety, depression, substance abuse, family and marriage difficulties, as well as general problems in living.

The district employment wellness programme and committee are in place and well functioning. Referral and Intake forms have been developed and promotional materials for EWP and HIV/AIDS are available. Brochures however are still to be translated into local languages: Tshivenda, Xitsonga, and Sepedi. The challenges identified are lack of

resources, lack of expertise on legal business related matters and poor participation by employees.



The pictures above show the sexual transmitted diseases including HIV/Aids awareness programme. The programme educates employees about the seriousness of various sexual transmitted diseases and other problems encountered by employees such as stress, alcohol abuse which affect the performance of the employees. Table 2.38 below indicated that 22 employees experienced financial, substance abuse, Trauma and family problems during 2010/11 financial year in the district.

Table 2. 38: Employee Wellness Programme case management statistics for 2012/13

Departments	Problems		Status		
	Type	Number	Ongoing	Finalized	Referred
Community Services, Technical Services and Corporate Services	Financial Problems	10	09	11	02
	Work Related Problems	04			
	Substance Abuse	06			
	Trauma	01			
	Family problem	01			
Total		22			

Source: VDM, 2012

2.5.1.7 Performance management system

✓ Organisational and Employee (Individual) PMS

SDBIPs are compiled in line with the IDP and Budget on an annual basis. The SDBIP is approved by the Executive Mayor in line with the legislation. Quarterly review meetings are conducted to measure the performance of the municipality. Quarterly organizational performance reports are also compiled whereby one annual report is produced for submission to Treasury, DLGH. Quarterly organizational performance reports are issued regularly. The Annual Report is tabled to council annually.

Section 57 Performance Agreements are signed within one month after the start of the financial year. PMDS of the employees transferred from DWA is continuing smoothly. Performance bonuses are paid to qualifying employees. The process of cascading PMS to lower levels is also underway.

✓ Monitoring & Evaluation (M & E)

Reports on the implementation are produced on a quarterly basis. Service delivery standards are approved and reviewed on an annual basis in line with IDP process. Projects that are implemented are sampled and visited for monitoring purposes of which they are found to be adding value to the communities.

Lack of data integrity, lack of consistency in information submitted, none compliance to deadlines, and service standards are not fully implemented and over or under stated, non availability of project management units at local municipalities are the main challenges identified in the district.

✓ Service delivery standard and excellence awards

The Service Standards were reviewed and approved by Council in 2008/2009 financial year. These are currently being implemented by different departments. Their implementation is monitored on a regular basis and implementation report issued thereof. The municipality participates in the VUNA Awards which are facilitated by the COGTA on an annual basis. The competition forms are completed and submitted within stipulated time frames. It is difficult to win the Vuna Awards as the municipality is not receiving an unqualified audit opinion from the Auditor General.

✓ Service Level Agreement

The Vhembe District municipality has signed service level agreements with other agents of state (e.g. Local municipalities – Water Service Providers). The problem is non adherence to Service Level Agreement by the local municipalities. Local municipalities must adhere to Service Level Agreement for the district to properly render adequate services.

✓ **5-year local government strategic agenda and projects site visits**

The Five Year Local Government Strategic agenda reports are compiled and submitted to the Department of Local Government and Housing on a regular basis. More than ten projects which are being implemented by the municipality are visited on a quarterly basis. Reports and recommendations on their progress and impact are issued in comparison to what has been reported by the PMU.

2.5.1.8 Information technology (IT)

The Vhembe District Municipality has developed a Strategic Information Systems Plan (SISP)/Master Systems Plan (MSP) for the Municipality. The SISP focuses on the consolidation and integration of the ICT issues and requirements identified during the different stages of the investigation to provide a consolidated and integrated ICT implementation plan and framework for the District. ICT is a critical business enabler that has to support the entire business environment and provide a technology basis and framework that will support overall business processes and strategies. The current level of ICT service delivery and ICT maturity within the District is relatively low and the District Municipality need to take the initiative to play a leading role in the facilitation, structuring and coordinating of ICT within the District

The district need to implement Shared Services Centre that can be used to host specific business applications [i.e. GIS,MIS, Electronic Job Card System, ERP, etc] as well as a Call Centre that can be made accessible to Local Municipalities services. The district has entered into contract with service provider for the provision of IT hardware and software. There is internet, website and dedicated circuit breaker in the server room (VDM, 2010). There is District ICT forum

The challenges are general lack of formal SLA agreements between Municipalities and service providers that manages and controls levels of service delivery, Mean Time To Respond and Mean Time To Repair, lack of policies and procedures that governs data backups, lack of formal call logging systems [i.e. Helpdesk or Call Centre] whereby support and maintenance calls are logged, managed, administered and escalated, lack of back-up for the financial system and constant interference by the Department of Public Works in the electrical wiring negatively affect IT.

✓ **IT assets**

The district is geared towards effective use of computer applications to support its business operations in an effort to enhance service delivery to consumers and to ensure an economically viable and sustainable Municipal enterprise. An analysis of the current application portfolios within the different Municipalities in the district indicate that the Municipalities in general have a limited number of applications installed and that the major focus has been on the implementation of (i) the Financial Management Systems, (ii) Payroll Systems and (iii) Office Automation products obtain the services of specific types of resources [i.e. GIS specialists, Information Officer, etc].

The lease agreement with Meondo and the Municipality came to an end in August 2012 and a new service provider was appointed for a period of three years. A total of 250 laptops and desktops have been rolled out to date.

✓ **Disaster recovery**

The implementation of an integrated online backup and disaster recovery solution for the Municipality has been completed. Target folders of a local desktop are securely backed up on a remote offsite storage.

This integrated solution is critical on the continuous availability of the Municipality's critical systems and data in an event of disaster.

✓ **Information management**

Municipalities have many forms of Management Information Systems and this impact negatively on the Municipality's service delivery and revenue management processes [i.e. Debt collection and Demand and Loss Management capabilities]. This is largely due to the fact that the information maturity of the Municipalities is still relatively low and that the Municipalities have not yet reached a stage where the value of information, especially management information, has been fully realized. We should in the near future embark on promoting uniform systems for the Municipalities, thereby looking at shared resources and costs.

The majority of business processes are not supported by information systems or applications and this implies that the processes are largely paper driven. This results in production losses and user frustration. Manual system utilized to log calls for helpdesk support. Ongoing support provided to users as per user request.

2.5.1.9 General auxiliary services

✓ Photocopy services

Printing room is available and there are a total of 58 leased photo copiers distributed at the Head office and the Satellite offices. Out of 58 copiers, two heavy duty copiers are at the printing room while the rest are medium sized photo copiers. Challenge is delay in repair of faulty photocopiers by service provider.

✓ Records & registry services

Shortage of space for records keeping and none compliance with the policy by departments i.e. some information are not taken to the registry for filing are the main challenges in the district. Registry office is available and it is fully well populated, EDMS is being phased in and the policy is in place. Phase 1 of electronic records management is in place.

✓ Telephone and security services

Telephone policy is in place and monthly limits for employees are enforced. Connectedness of some stations to the Head Office are the main challenges. There is a central switch board, Telkom land line telephones, cell-phones and 3GS are in place. Two security service providers are manning all 31 stations and supervised by one security officer from VDM. The district municipality is in the process of recruiting internal security officers.

✓ Council support (Mayoral & Portfolio committees) and Office of the Speakers's programme

The main challenge is non adherence to approved schedule of meetings and late submission of agenda items by departments within the district municipality. There is however a consolidated programme of meetings. Agenda package and compilation of minutes are produced and distributed as per the approved service standards. The speaker's programmes are running.

The executive Mayor has Traditional leaders (Mahosi/tihosi) visitation programme. Some Traditional leaders are members of portfolio committee. Office of the speaker has ward committee capacity programme.

2.5.2 FINANCIAL VIABILITY

The district has 5-year Financial Plan which is reviewed annually in line with IDP process to assist the Municipal Councillors, municipal officials and relevant decision-

making bodies, with the making of informed decisions and to facilitate and encourage stakeholder participation. The Financial plan is further detailed as a Medium Term Strategic Financial Framework for the allocation of all available municipal resources, through a proper process of municipal budgeting. In order to address development and ascertain effective and efficient service delivery, as well as, viability and sustainability of the municipality's operations and investments.

2.5.2.1 Budget

✓ Financial control & management

Financial reports are done on a quarterly and monthly basis as per the deadlines. Disclaimer Audit Opinion Report received for 2007/2008, 2008/2009, 2011/12 and 2009/10, 2010/11 Qualification Audit Opinion have been received as indicated in table 2.39 below.

Municipality is complying with Monthly, Quarterly and Half-yearly reports in terms of the MFMA. Financial Statements were submitted to AG in time and the outcomes were as follows:

Table 2.39: Auditor General Opinion per Municipality

Municipality	2007/08	2008/9	2009/10	2010/11	2011/12
VHEMBE	Disclaimer	Disclaimer	Qualified	Qualified	Disclaimer
Musina	Unqualified	Unqualified	Unqualified	Qualified	Qualified
Mutale	Disclaimer	Qualified	Unqualified	Qualified	Disclaimer
Makhado	Adverse	Adverse	Disclaimer	Disclaimer	Disclaimer
THULAMELA	Disclaimer	Qualified	Qualified	Qualified	Qualified

The table 2.39 above also indicates the Auditor General (AG) opinion of the local municipalities within the district. The following financial policies are available: Accounting policy, Budget policy, Supply Chain policy, Credit Control policy and Debt Collection Policy, Tarrif policy, Investment policy and Inventory policy.

✓ Revenue: Billing, collection and cost recovery

Billing system is in place but the main challenge in the district is the non- payment by Municipalities. However to address that challenges the separate bank account has been opened for Thulamela and Makhado local municipality for payment to be done directly to Vhembe District Municipality for 2012/2013 financial year. Table 2.40 below shows

that in 2011/12 financial year the district has collected R9 6m from Thulamela Local Municipality only.

Table 2.40: Billing v/s collection 2011/12

Municipalities	GRAND TOTAL	Collection
Thulamela	26,513,594.38	9,638,843.57
Makhado	21,051,138.44	-
Mutale	3,421,362.08	-
Musina	21,445,350.70	-
Totals	72,431,445.60	9,638,843.57
Thusong Service Centre	60,563.58	39,333.90

Source: VDM, 2012

✓ **Revenue by source**

The 2013/14 revenue allocation has increase by 16% from **R1 090 608 516** to **R1 264 306 300**. Revenue is derived from grants and subsidies received from both Provincial and National spheres of government as gazetted in the bill of Division of Revenue Act, herein referred to as the DORA. Revenue is also derived from municipal's own funding received through interest earned on investments, sale of tender documents, and rental of property, water sales and SARS refund as indicated on the table 2.41 below .

Table 2.41: Revenue by source projection:

DESCRIPTION	BUDGET 2013/14		BUDGET 2014/15		BUDGET 2015/16	
	CAPITAL	OPERATING	CAPITAL	OPERATING	CAPITAL	OPERATING
Municipal Systems Improvement Grant		890,000.00		934,000.00		967,000.00
Municipal Infrastructure Grant	424,565,000.00		486,890,000.00		525,337,000.00	
Equitable Shares		524,104,000.00		589,779,000.00		668,296,000.00
Department of Transport Grant (Rural Road Asset Management Grant)	1,667,000.00		1,948,000.00		1,988,000.00	
Local Government Finance Management Grant		1,250,000.00		1,250,000.00		1,250,000.00

DESCRIPTION	BUDGET 2013/14		BUDGET 2014/15		BUDGET 2015/16	
	CAPITAL	OPERATING	CAPITAL	OPERATING	CAPITAL	OPERATING
Department of Water and Forestry Water Operations Subsidy: Salaries		57,219,000.00		61,272,000.00		62,130,000.00
Water Infrastructure Grant	37,903,000.00		70,886,000.00		215,232,000.00	
Department of Water Affairs – RBIG	60,000,000.00		25,000,000.00		-	
Interest on Investment		8,860,784.00		9,903,672.00		11,801,600.00
Rental of Property		50,000.00				
Sale of Tender Documents		528,000.00		557,568.00		580,000.00
ACIP - DWA	8,000,000.00					
Equipment Landing Deport		2,004,797.00		3,500,000.00		4,000,000.00
EPWP	4,655,000.00					
Water Sales		79,200,157.72		83,635,366.55		86,750,000.00

DESCRIPTION	BUDGET 2013/14		BUDGET 2014/15		BUDGET 2015/16	
	CAPITAL	OPERATING	CAPITAL	OPERATING	CAPITAL	OPERATING
Other Income SETA		1,000,000.00		1,200,000.00		900,000.00
SARS Refund		52,139,561.40		59,793,508.77		64,515,070.18
Certificate of acceptance		150,000.00		180,000.00		120,000.00
Fire Service fee		120,000.00		150,000.00		120,000.00
TOTAL	536,790,000.00	727,516,300.12	584,724,000.00	812,155,115.32	742,557,000.00	901,429,670.18
	1,264,306,300.12		1,396,879,115.32			1,643,986,670.18

Sources of Revenue

REVENUE BY SOURCE	2013/14	2014/15	2015/16
	Budget	Budget	Budget
Conditional grant	596,149,000	648,180,000	806,904,000
Unconditional Grant	524,104,000	589,779,000	668,296,000
Water Sales	79,200,158	83,635,367	86,750,000
SARS- VAT Refund	52,139,561	59,793,509	64,515,070
Interest Receive	8,860,784.00	9,903,672	11,801,600
Other Income	3,852,797.00	5,587,568	5,720,000
Total	1,264,306,300	1,396,879,115	1,643,986,670

✓ **Expenditure**

Creditors management system in place, payments are done through EFT, Creditors are paid within thirty days. The table 2.42 below indicates the expenditure pattern of the municipality from the financial year 2008/09-2011/12. The main challenges are none compliance to both the Act and the policies, invalid and incomplete Vouchers.

Table 2.42 Expenditure per year

Department	2008/09		2009/10		2010/11		2011/12	
	Budget	Expenditure	Budget	Expenditure	Budget	Expenditure	Budget	Expenditure
Corporate services	R28,078,335.00	R23,087,114.28	R36,134,886.00	R32,501,035.21	R59,860,099.00	R20,025,307.54	61,674,691.00	59,680,132.00
Office of the municipal manager	R7,309,328.00	R4,976,495.88	R9,294,741.00	R6,710,817.54	R12,370,909.00	R3,333,125.82	12,336,801.00	10,754,454.00
Council	R9,920,248.00	R7,528,025.89	R8,203,336.00	R7,751,770.87	R9,688,963.00	R4,637,862.79	10,539,590.00	9,674,522.00
Office of the Mayor	R10,342,687.00	R8,865,002.38	R12,610,792.00	R11,347,048.01	R16,792,589.00	R4,120,449.91	16,091,860.00	14,306,426.00
Office of the Speaker	-	-	R587,055.00	R232,950.69	R1,246,938.00	R364,512.36	637,650.00	551,963.00
Office of the Chief whip	-	-	R21,430.00	R17,508.00	R271,056.00	R119,016.78	266,455.00	266,945.00
Finance	R27,812,268.00	R20,816,058.93	R25,059,106.00	R17,764,523.83	R31,485,542.00	R9,819,631.00	30,095,573.00	34,363,478.00
Technical	R21,69	R13,09	R11,84	R9,848,	R13,68	R7,190,	441,29	406,27

Department	2008/09		2009/10		2010/11		2011/12	
	Budget	Expenditure	Budget	Expenditure	Budget	Expenditure	Budget	Expenditure
services	5,942.00	7,847.84	0,325.00	055.07	6,565.00	460.57	0,945.00	9,076.00
Community services	R41,302,805.00	R34,027,863.78	R47,270,539.00	R39,636,765.33	R41,865,103.00	R25,351,485.19	98,356,689.00	99,516,520.00
Development Planning	R24,360,694.00	R18,731,177.52	R21,181,869.00	R16,054,417.73	R23,011,944.00	R7,682,293.83	42,471,404.00	28,118,282.00
Water services	R206,023,872.00	R158,677,809.68	R198,630,014.00	R185,365,175.24	R217,860,727.00	R87,167,189.71	353,031,695.00	328,687,025.00
Environmental health services	R12,416,900.00	R9,540,013.66	R11,214,935.00	R9,884,981.37	R11,765,715.00	R5,178,624.40	21,595,238.00	14,805,821.00
TOTAL	R389,263,079.00	R299,347,409.84	R382,049,028.00	R337,115,048.89	R439,906,150.00	R174,989,959.90	1,081,327,677.00	1,007,004,644.00

Source: VDM, 2013

The main challenges in budget are unavailability of supporting documents to support material balances, under-spending on the budget, inability to explain material variance from municipality's expenditure per vote, service delivery and budget implementation plan, and no remedial/corrective steps taken to ensure compliance, none compliance with the approved policies and poor planning.

2.5.2.2 Assets management

✓ Assets verification and valuation

Assets register is available on the Asset Management System and also in compliance with **GRAP** reporting standard. The district had never disposed any assets. Assets verification and valuation are done annually. Table 2.43 below indicates that the district has a total of 140 vehicles in 2012/13.

Table 2.43: District Vehicles

Vehicles	Leased vehicles	Pool vehicles	Fire and Disaster Services vehicles	Trailer	Water tanks	Technical services Hilux bakki es	Tractors and wheel dozer	Planning bakki es	T L B	Campaign vehicle	Motor bike	Total
2011 /12	38	13	43		12		08		03	01	01	118
2012 /13	42	11	44	09	12	02	12	03	03	01	01	140

Source: VDM, 2013

Table 2.44 indicate district verified infrastructure assets in which resevoirs has increased from 668 in 2008/9 to 673 resevoirs in 2009/10.

Table 2.44: Verified infrastructure assets

Assets/year s	Boreholes	Reservoirs	Pump stations	Waste water treatment plants	Water treatment plants	District Roads	
						Surface d	surface d
2008/9	3 860	668	75	9	17	17 R/d x 138 km	194 R/d x 2 208 km
2009/10	3970	673	80	13	22	139 km	2223km

Source: VDM, 2011

The main challenges are lack of assets management personnel, and non adherence to the Asset management policy.

Table 2.45: 2012 ASSETS VALUATION

	Buildi ng	Plant and Machi nery	Furni ture and fixtur es	Motor vehicl es	Offic e equi pme nt	IT Equip ment	Infrastr ucture	Other PPE	Lease d asset s	Com munit y asset s	Total
Carrying amount at beginning of the year	126,69 2,402. 51	2,584, 099.9 8	5,135, 874.6 9	18,735 ,004.4 4	289, 460. 69	399,4 64.09	1,523,5 49,704. 55	10,76 5,809. 37	8,816, 292.3 9	1,662, 623.8 2	1,698,6 30,736. 54
Cost	136,60 0,831. 41	3,743, 483.8 7	7,158, 277.6 1	25,434 ,488.7 8	628, 376. 55	1,556, 604.9 7	1,680,2 48,815. 60	16,69 5,460. 69	17,21 6,670. 52	1,680, 685.8 4	1,890,9 63,695. 84
Reclassificatio n of assets											
Accumulated depreciation and impairment lossess	(9,908 ,428.9 0)	(1,159 ,383.8 9)	(2,02 2,402. 91)	(6,699, 484.34)	(338, 915. 86)	(1,15 7,140. 88)	(156,69 9,111.0 6)	(5,929 ,651.3 1)	(8,400 ,378.1 3)	(18,06 2.02)	(192,33 2,959.3 0)
Acquisitions	5,512, 830.55	4,265, 300.0 0	401,2 81.82	3,486, 785.13		66,35 3.40	43,604, 780.54	445,7 50.74			57,783, 082.18
Capital under construction	24,046 ,604.0 0						357,39 1,660.0 5			90,24 0,783. 77	471,67 9,047.8 2
Depreciation	(6,290	(531,1	(570,	(2,297,	(49,6	(125,	(48,343	(1,383	(3,996	(56,02	(63,643

Table 2.45: 2012 ASSETS VALUATION

	Buildi ng	Plant and Machi nery	Furni ture and fixtur es	Motor vehicl es	Offic e equi pme nt	IT Equip ment	Infrastr ucture	Other PPE	Lease d asset s	Com munit y asset s	Total
	,144.0 8)	92.10)	561.1 5)	117.26)	89.7 5)	612.0 0)	,402.10)	,733.4 7)	,433.0 0)	2.86)	,907.77)
Transfers											
Other movements											
Carrying amount at end of the year	149,96 1,692. 98	6,318, 207.8 8	4,966, 595.3 6	19,924 ,672.3 0	239, 770. 94	340,2 05.49	1,874,2 60,069. 04	9,827, 826.6 5	4,819, 859.3 9	91,84 7,384. 73	2,162,5 06,284. 77
Cost/Revaluati on	166,16 0,265. 96	8,008, 783.8 7	7,559, 559.4 3	28,921 ,273.9 1	628, 376. 55	1,622, 958.3 7	2,081,2 45,256. 19	17,14 1,211. 43	17,21 6,670. 52	91,92 1,469. 61	2,420,4 25,825. 84
Accumulated depreciation and impairment loss	(16,19 8,572. 97)	(1,690 ,576.0 0)	(2,59 2,964. 06)	(8,996, 601.61)	(388, 605. 61)	(1,28 2,752. 88)	(205,04 2,513.1 6)	(7,313 ,384.7 8)	(12,39 6,811. 13)	(74,08 4.88)	(255,97 6,867.0 7)
Correction of error - accumulated depreciation & impairment loss							(1,942, 674.00)				(1,942, 674.00)

✓ **Assets maintenance**

Management and maintenance of the building are done regularly. The district is presently occupying the parliamentary building and renting the Post Office building. The main challenges are that no title deeds on head office buildings, MPCCs, Disaster center and Fire stations.

Fleet management policy and procedure are in place and fleet is regularly maintained. All departments submit the fleet monthly report to Corporate services. Transfer of building, allocation of site to VDM by the Department of Public Works is underway and all Municipality's and DWA transferred assets are insured. Transaction Advisor in terms of National Treasury Regulation 16 on PPP has been appointed for the facilitation of Office Park establishment and development. The challenge is Fleet accident rate impact negatively on fleet services.

2.5.2.3 Supply chain management

The Store (Inventory) system and Supply chain policy are available. The Bids (Tender) policy and Tender box are available. Two committees are in place i.e. Bids evaluation and the Adjudication committees. The Committees meet as and when required. The main challenge is that the inventory system is not linked to all the satellite stores.

2.5.3 Good governance & community participation

Clusters (G&A, Economic, Social, Infrastructure and Justice), District Technical (Municipal Manager's) IGR forum, and District Mayors' forum are available and functional. The main challenges are that clusters do not meet in time to give robust attention to issues and inconsistency attendance by municipalities and sector departments.

2.5.3.1 Inter-governmental relations

✓ Mayors forum and Municipal Manager's forum

The forums are functional and adhere to the developed schedule of the meetings. Meetings are held on a quarterly basis. Special meetings are held to deal with emergency issues. There is no challenge

Clusters

Infrastructure, Economic, Social, Justice, Governance and administration cluster are functional. They hold meetings once a month in preparation of the IDP Steering committee meeting to deal with different phases of the IDP. The main challenges are

poor attendance of infrastructure cluster by sector departments and Non adherence to VDM corporate calendar.

2.5.3.2 Governance structures and systems

Governance structures and systems such as Internal Audit Unit, Audit committee and Oversight committee are functional in Vhembe district Municipality.

✓ Internal Audit Unit

The Internal Audit Unit is an independent unit of Vhembe District Municipality, and is a significant contributor to governance within the organization. Its establishment was as per section 165 of Municipal Finance Management Act 56 of 2003. The International Professional Practice Framework which includes International Standards for the Professional Practice of Internal Auditing and Code of Ethics provide guidance for the conduct of internal auditing and for evaluating the effectiveness performance at both organizational and individual auditor levels.

The unit is mandated through its charter to provide independent, objective, assurance and consulting services geared towards adding value and improving the municipality's operations. It helps the municipality to accomplish its objectives through a systematic discipline approach to evaluate and improve the effectiveness of risk management, control and governance processes.

Internal Audit reports functionally to the Audit Committee and administratively to the Municipal Manager. Internal Audit plans, which are aligned with the municipality's strategies and most pertinent risks are supported by Senior Management and approved by the Audit Committee. Internal Auditors reports are communicated to various level of management including Senior Management as well as other assurance providers and the Audit Committee.

✓ Audit committee

The Audit Committee has been established since 2008 in the municipality, it has been appointed in line with section 166 of Municipal Finance Management Act 56 of 2003. The committee consists of four independent members with different professional expertise such as financial, internal auditing and legal proficiency. The committee is being shared with three local municipalities in the district.

The committee meets on a quarterly basis to discharge its oversight responsibilities as per the MFMA and the Audit Committee Charter. Audit Committee reports to council quarterly outlining its observations and recommendations for council to actuate the implementation of the Audit Committee's recommendations.

✓ **Municipal Public Accounts Committee**

The council has appointed Municipal Public Accounts committee (MPAC) to provide the oversight role in the municipality on financial matters. The committee is functional and sits regularly as per corporate calendar. There is a need for rigorous training of committee members.

2.5.3.2 Communication & public participation

The district has developed communication strategy to deepen democracy, assist the municipality in fulfilling its obligations, constitutional and legal mandates. The strategy among others seeks to educate and create awareness, promote and popularize policies (new and old), mobilize for action and reassurance, change attitudes towards involvement in issues of governance, change negative perceptions on local government and its ability to deliver services and saw confidence in all spheres of government. Public participation plan is chapter in the Communication strategy.

✓ **Research, media & community liaison**

The district conducts four service delivery monitoring researches per annum in each local municipality for regular monitoring and assessment of service delivery impact in our community. The district has a good working relationship with the media. District communicators forum is established which hold meeting on quarterly bases. There is good coverage of municipal activities such ceremonial activities of the mayor. The main problems are the reluctance by community members to provide information. Therefore there is a need to provide educational campaigns and programmes amongst the communities.

✓ **Marketing**

Information brochures and banners of the district are developed and distributed to publicize municipal information in National and International circulating publications. news-letters are produced on a quarterly basis. Signage boards are in place at entry, exit points and the vicinity points of the district.

✓ **Thusong service centre**

There is one fully and three semi-operational Thusong Service Centres within the district. Makuya Thusong Service Centre is fully functional, and Musekwa, Madimbo and Mtititi are semi functional. Local Inter-sectoral steering committee holds Bi-monthly meetings in all Thusong Services Centres and 2 service awareness campaigns are held annually. The main challenge identified is the lack of awareness of services rendered at the centres by communities.



✓ **Community outreach programme and Capacity building**

Imbizos, IDP Rep Forum and Consultative meetings are held as per approved process plan to give various communities time to participate and give inputs on IDP and service delivery processes. IDP Rep forum meetings and Imbizos are held once per quarter. Ward committee members and organized organization are trained annually on IDP and/or municipal planning processes. The district Imbizo and steering committee are also functional. The schedule of the district IDP and Imbizos are in Section F (6) of this document. There is a need for advocating and awareness campaigns on IDP process & its importance. Traditional Authorities visits by Executive Mayor and they form part of IDP Rep Forum.

2.6 SOCIAL CLUSTER PRIORITIES ANALYSIS

2.6.1 Environmental and natural resource management

The Vhembe District municipality has Integrated Waste Management Plan and Environmental management plan which are inline with National Environmental Management Act, 2008 (NEMA) and other environmental legislations such as Environmental Conservation Act, 73 of 1989, Air Quality Act, 39 of 2004, Heritage Resources Act, 25 of 1995 . District has a wealth of natural resources which unfortunately is faced with a variety of challenges ranging from resources over-exploitation to land degradation. Better life for all the residents of the Vhembe District can be achieved through sustainable development, which ensures efficient balance between social, economic and environmental needs. Deforestation, erosion, invasion of alien species, rodents, insects and pests plague, drought, pollution, destabilisation of wetlands, veldfires, poaching and floods are main environmental challenges in the district.

✓ **Climate**

Vhembe climate is typically subtropical, with mild, moist winters and wet, warm summers characterized by Lowveld (Arid and Semi Arid) (Poto & Mashela, 2008). The area experiences annual rainfall of approximately 500mm per annum out of which about 87.1% falls between October and March. The rainfall pattern is largely influenced by the Orographic rain effect of the Drakensberg Mountains joining the Soutpansberg

perpendicularly hence decreases from east to the west of the district. The annual temperature ranges from a minimum of 10°C during winter to a maximum of up to 40°C especially around the Musina Local Municipality. The area experiences frequent droughts most particularly in the most parts of the Mutale and Musina Local Municipalities which are predominantly semi-arid.

✓ Air Quality

All sources of air pollution in Vhembe district are mainly industrial processes that involve burning coal, oil or other fuels that causes serious air pollution e.g. Boilers, Mineral Processing, Storage and Handling, Inorganic Chemicals Industry and Sawmills factories.

Residential and commercial sources include emissions from the following source categories: Braziers(Imbaula) used for home-based Aluminium Pots manufacturing) Wood Stoves, Backyard Burning, Barbecues, Natural Gas Heating, Structural Fires, Household Heating, Heating, , and Consumer Products. Commercial sources includes emissions from the following source categories: Oil and Gas Industry, Land Clearing Burning, Restaurants, Light Industry, Welding Shops, Space Heating, Agriculture, Landfills, Building Construction/Demolition, Gravel Pits, Bakeries, Asphalt Application, Dry Cleaning, Metal Degreasing, Printing Inks, Glues Adhesives and Sealants, and Paint Applications.

Mobile sources are mostly associated with transportation and internal combustion engines with pollutants being emitted along the path taken. These sources include motor vehicles (Light Duty Vehicles, Heavy Duty Vehicles, Off-Road Vehicles), Road Dust from Unpaved Surfaces, and Road Dust from Paved Surfaces.

Natural sources include VOC and NO_x emissions from Wildfires and Vegetation. It does not include particulate estimates. The criteria pollutants of concern include Carbon Monoxide (CO), Nitrogen Oxides (NO_x), Sulphur Oxides (SO_x), Volatile Organic Compounds (VOC) and Fine Particulate Matter less than 10 microns in diameter (PM₁₀)

Agricultural activities are the major contributor to air pollution in the Municipal area. Methane (CH₄) arises from animal dung, biological decay and fermentation in the stomach of livestock. Vast quantities of dust are also generated during harvesting and ploughing. Pesticides (that kill insects) and herbicides (that kill weeds) are sprayed on crops to increase crop quality and quantity. These chemicals however remain in the soil and air, killing plants and animals and affecting the ecosystem. The spreading of nitrogen fertilizers on agricultural fields increases the content of nitrous oxide (NO_x) in the atmosphere. During winter accidental wild fires occurrence is very high and contribute to air pollution.

Mining and its waste dumps are also responsible for air pollution in the district. Poorly managed coal mines can leak methane into the atmosphere, and coal waste dumps

contains materials that can burn on their own (self-combustion) and produce poisonous particles and gases. Fugitive emissions from brickworks/ klamp kilns process are main contributor to air pollution including dust fallout at mine and brick yards.

✓ **Hydrology/ Water Resources**

The District has a relatively limited supply of both the ground and surface water. The area comprised of few catchments areas which are stressed by high demand of water for development activities such as agriculture, human consumption and mining. Water management in the district faces the following challenges: imbalance between the supply and demand for water, alien invasion, and inappropriate land uses in the river valleys, the impact of fertilisers and pesticides, inadequate monitoring, poorly managed sewage systems, high concentrations of pit latrines, flood events and droughts (Limpopo State of the Environment, 2007).

The Limpopo River System on the northern part of the district is considered as the life blood of the Northern Vhembe semi-arid area. Limpopo River is the country's third most important river which provides sustenance to the predominantly hot and drylands through which it meanders. Vhembe area is also boasted by a widely known Lake Fundudzi with a lot of cultural history. There is also the Mutale and Luvuvhu Catchments area with a number of tributaries emanating from the catchments (Small Enterprise and Human Development, 2008).

There are also a variety of Wetlands in the District, among others include: the Sambandou Wetlands, Makuleke in Thulamela which is one of the two RAMSAR recognized Wetlands in the entire Limpopo Province. The most prominent features within the Makuleke wetlands include the Riverine Forests, Riparian Floodplain forests, and Floodplain Grasslands, River Channels and Flood-pans. Flood-pans are of significant importance in this area as they hold water right into the very dry seasons, thus acting as refuge zone for wildlife and water birds during both winter and summer seasons (GTZ, 2008). Samples for water obtainable from rivers, dams and bore hole are routinely taken. Some rivers have been heavily polluted with sewage water.

✓ **Land cover/ Flora and Fauna**

Vhembe area has amazing biological diversity of flora and fauna; this rich biodiversity can be attributed to its biogeographical location and diverse topography. The district falls within the greater Savanna Biome, commonly known as the Bushveld with some small pockets of grassland and forest Biomes. These and other factors have produced a unique assortment of ecological niches which are in turn occupied by a wide variety of plant and animal species. The area is comprised of the Mountain Fynbos, Sacred Forests as well as centuries old Baobab Trees.

There are large extensive areas within the Vhembe District that are conservancies' areas among others the Natural Protected areas within the District includes the Kruger National Park (Pafuri and Punda Maria Gates in Mutale and Thulamela Local Municipalities respectively) Mutale is also the home of Makuya Park which is part of the Kruger National Park. There is also a Mapungubwe National Park in Musina Local Municipality which is also known as the World Heritage Site.

Vhembe Biosphere reserve in Makhado municipality is declared conservation area by UNESCO. The Biosphere Reserve provides a habitat to a diverse number of species including those that are on the brink of extinction. The Biodiversity of the Vhembe District is a strategic resource in nature which provides the District communities with a lot of potential mostly in rural areas. It provides materials for shelter, food, fuel wood as well as medicinal plants (DEDET, 2006). The district Fauna and Flora is under some enormous pressure primarily due to uncontrolled development activities which also protrudes to the sensitive ecosystems thereby negatively affecting even the endangered species that are on the brink of extinction.

2.6.2 Waste management

- **Waste collection in the district**

Waste collection in the district is characterized by urban and rural areas of which 400 bulk containers are collected in urban areas per year. Musina municipality collects 10 tons per months, Mutale 5 tons while Makhado and Thulamela municipalities collect 6127 cubic and 5761 cubic metres respectively. Waste collection in rural areas: Musina two villages. Mutale 150 villages, Thulamela 400 villages, are not done systematically therefore they constitute backlog.

Municipalities	DC34: Vhembe	LIM342: Mutale	LIM343: Thulamela	LIM341: Musina	LIM344: Makhado	Total
Refuse disposal						
Removed by local authority/private company at least once a week	45,945	1,240	19,600	12,319	12,787	45,945
Removed by local authority/private company less often	1,945	117	584	425	820	1,945
Communal refuse dump	4,520	574	1,211	1,079	1,655	4,520
Own refuse dump	243,521	18,742	115,124	3,954	105,702	243,521
No rubbish disposal	37,037	3,047	19,268	2,171	12,552	37,037
Other	2,308	33	807	95	1,374	2,308
Unspecified	-	-	-	-	-	-

Not applicable	-	-	-	-	-	-
Total	335,276	23,751	156,594	20,042	134,889	335,276

Source: Statssa- Census 2011

The table 2.46 above indicates refuse removal per municipalities. Refuse removed by local authorities/ private company at least once a week, in Mutale is 1240, Thualmela 19 600, Musina 12 319 and Makhado 12 787.

- **Waste disposal sites**

There are 4 licensed landfills in Vhembe District Municipality of which 2 are privately owned. Thulamela municipality has 2 landfills out of which 1 is licensed (Muledane-Tswinga) and 1 unlicensed (Malamulele). Makhado municipality has 1 licensed (Vondeling Makhado town) and 3 licensed transfer stations in Vuwani, Dzanani and Waterval. Musina municipality has 1 unlicensed landfill and 1 Licensed but private (Venetia). Mutale municipality has 3 landfills which are unlicensed (Gundani, Masisi and Makwilidza), Tshikondeni is the only licensed landfill which is however privately owned. The pictures below are some of the examples of dumping sites in the district which are health risk.



Dumping sites in the district

2.6.3 Health surveillance of premises

Food inspection and monitoring is being done at all food outlets. Workshops are carried out for food caterers. Certificates of Acceptability are issued for proper control of caterers. Surveillance of all food premises is carried out at all local municipalities by EHP's. Food control committees have been formed at local municipalities and/or at the District Municipality. Building certificates of acceptability are issued annually in the district.

Inspection of mortuaries is routinely carried out at all EHP's at all local Municipalities and funeral parlours are inspected annually. Proper funeral is done by local municipality with the funeral undertakers in some cases. The District Municipality monitors this operation through EHP's whilst issuing of permits is the duty of provincial government. Table 2.47 below indicates that out of 1 120 food premises, 7 149 food inspections were carried out during 2010/11 financial year.

Table 2.47 : Health surveillance of premises in the district

Financial Year	Food Premises	Inspection frequencies	Food Condemned per units			Compliance Notices issued	Legal Notices (Legal action) issued
			Units (unspecified)	KG	Liters		
2010/11	1120	7 149	10 324	29 549	559.6	25	-
2011/12	2000	8500	20 123	38 418	839.6	31	-

The pictures below show foods that were condemned after inspections in the district during 2010/11 financial year.



Health Education is done routinely at all local municipalities. Health Education is carried out at schools and at all local municipalities. Workshops for funeral undertakers are held at both district and local municipalities.

2.6.4 Fire and rescue services

The Fire and rescue special operations include building fires, grass and bush, rescue services and special services, hazardous materials incidence and removals of bees. Vuwani Fire training centre is currently been constructed. Fire and Rescue Services By laws have been gazzetted in 2009. The district has inspected 717 building and scrutinized 223 plans during 2010/11 and in 2011/12 financial year 774 building inspected and 206 plans scrutinized.

There are 4 Associations that have been established per municipality in terms of the provisions of the National Veld and Forest Fire Act. These associations help to fight veld and forest fires and the district umbrella body has to be launched in order to co-ordinate the activities of the local FPAS.

Pre fire plans have been developed in order to ready fire fighters for any eventuality in a high risk building. All fire stations in the district participate in arrive and alive campaigns during festive and Easter Holidays by performing standby duties on major routes and crossings to ensure visibility of emergency services.

Vehicles for normal fire fighting, rescue and special services are available, although some of them are beyond economic repair and the equipments to deal with a host of eventualities are available. The district however does not have commercial diving capability as only scuba divers have been trained. Heavy duty rescue equipment has been purchased for all the fire stations.

The district has rapid response vehicles equipped with heavy duty rescue equipment and water, rescue vehicles, 10 fire fighting water tankers, heavy duty major urban pumpers, medium duty pump units, Light duty pump units, heavy duty pump units, grass tenders and service vehicles. The pictures below showcase some of the fire and rescue vehicles and equipments available in the district.



2.6.5 Disaster risk management

Disaster Management is a continuous and integrated multi-sectoral and multi-disciplinary process of planning and implementation of measures aimed at disaster prevention, mitigation, preparedness, response, recovery, and rehabilitation. Natural hazards and other disasters affect the country and impact the nation's development initiatives. The District developed Disaster Management Plan as required by the Disaster Management Act (Section 53). The aim of the plan is to establish uniform approach in assessing and monitoring disaster risks, implementation of integrated disaster risk management plans and risk reduction programmes and effective and appropriate disaster response and recovery to inform disaster risk management planning and disaster risk reduction.

- **Disaster Risk Identification, Assessment, Response and Recovery**

The district has no regulations in place that deals with all the elements related to waste management such as the generation, treatment and transportation of waste. The areas of Makhado Town, Tshikota, Vleifontein, Waterval, Vuwani, Dzanani and military air force base are serviced with proper waste management systems. Rural villages do not have a formal waste removal system and most households burn their waste, which poses as a health risk, especially to the younger children. Hospitals have their own waste management systems to dispose of biological waste that could be harmful to the public.

Fires occur in all areas of the district causing great destruction to infrastructure and farmland. In Musina, the annual fire season lasts from August to September, resulting in much devastation. The low rainfall during the winter months also increases the environment's susceptibility to fires. Hawkers and uncontrolled trading also poses as a fire risk as the structures they erect are made of combustible materials such as wood, cardboard and plastics. In Musina, hazardous material is transported on the N1 from Makhado to Musina and Mussina to Tshinkondeni. In Thulamela, hazardous material is transported via the main routes to Makhado, Thohoyandou and Sibasa. The poor conditions of Thulamela's roads are in a bad condition with many potholes; this is hazardous to all motorists utilizing the route. The increase in population and variety of land use practices impose pressure on water resources and the future need for alternative resources. The improperly constructed pit latrines are the possible cause of high concentrations of nitrate in ground water in Makhado.

Firewoods which are used for cooking and to warm houses during the winter months are collected on a daily basis which caused deforestation in many rural areas. Some communities cut down trees in the mountains in order to prepare the soil for ploughing, which eventually poses as a problem during the rainy season due to erosion. In Mutale, Makhado and Musina, many hardwood trees are cut down for firewood and income and there is almost no active management of this problem as indicated in the picture below.



Thulamela has a large proportion of the population that belongs to the Venda culture. The use of 'muti' contributes greatly to the unsustainable harvesting of bark and indigenous plant species. Overgrazing, bush encroachment, poor settlement planning and high density rural areas is placing severe stress on the vegetation and soil. Drought periods only the worsen situation. Poor farming practices, especially by the subsistence farmers, leads to severe land degradation in the whole of the district.

In Musina, courses are being organised to educate the people on better farming techniques. Thulamela has severe degradation along rivers where farming is practiced. Desertification in Musina is affecting the water salinity. Desertification and loss of vegetation exacerbates the problem of landslides, and mudflows contribute to the silting up of dams. In Musina, mudflows are associated with the mine dumps. The table 2.48 below indicates the district risk profile.

Table2.48: Vhembe District Disaster Risk Profile

Hydro Meteorological Hazards:		Biological Hazards:		Technological Hazards		Environmental Degradation:		Geological hazards:	
2	Drought	3	Food poisoning	4	Dam failures	5	Air pollution	6	Landslide/ mudflow
7	Hail storms	8	Malaria	9	Derailment	10	Desertification	11	Earthquake
12	Cyclone	13	Foot and mouth disease	14	Hazardous installations	15	Deforestation		
16	Severe storm	17	Measles	18	Aircraft accidents	19	Land degradation		
20	Storm surges	21	Rabies (animals)	22	Hazardous material by rail	23	Soil erosion		
24	Hurricane	25	Tuberculosis	26	Hazardous materials by road				
27	Floods	28	Bilharzias						
29	Lightning	30	Cholera						
31	Fire	32	Typhoid						
		33	Diphtheria						

Erosional Geohazards in the district



2.6..6 Provision of education services

Education services in the district is negatively affected by the following problems: older persons are not participating actively on ABET programme, violence, burglary, vandalism and gangsterism, management of school finance, none or late submission of Audited statements and none compliance to prescripts.

National schools nutrition programme is carried out in all primary schools in the district. All Q1& Q2 Primary Schools & all Q1 Secondary schools are benefiting from National schools nutrition programme. All Q1, Q2 and Q3 are no fee schools.

Table 2.49: Numbers of Schools and Pupils 2011/12 in the district

School categories/ Municipality 2011	Secondary	Primary	Combined	Intermediate	Learners with Special Needs (LSEN)

	No of Schools	No of pupils	No of Schools	No of pupils	No of Schools	No of pupils	No of Schools	No of pupils	No of Schools	No of pupils
Thulamela	125	84319	287	106685	1	1876	0	0	4	1706
Makhado	114	63673	244	88606	5	3604	1	52	2	52
Musina	9	4607	29	9791	4	1023	0	0	0	0
Mutale	35	18313	107	24436	0	0	0	0	0	0
VDM	283	170912	667	229518	10	6503	1	52	6	1963
School categories/ Municipality 2012	Secondary		Primary		Combined		Intermediate		Learners with Special Needs (LSEN)	
	No of Schools	No of pupils	No of Schools	No of pupils	No of Schools	No of pupils	No of Schools	No of pupils	No of Schools	No of pupils
Thulamela	127	87 047	297	111 878	16	8185	0	0	0	0
Makhado	114	65610	686	236 327	46	20 246	0	0	0	0
Musina	9	4 571	29	9 844	5	1 102	0	0	0	0
Mutale	35	19 390	109	24 664	2	1 478	0	0	0	0
VDM	285	176 618	686	236 327	46	20 246	0	0	0	0

Source: Dept. of education, 2012

Table 2.49 above indicates that in 2011 secondary learners were 170 910 from 283 schools, primary learners were 229 518 from 667 schools, 6 503 combined school learners, 1 intermediate school with 52 learners and 1 963 learners from 6 special schools in the district. Thulamela municipality has high number of special schools (4 out of 6) with 1 706 learners and followed by Makhado municipality with 2 schools and 52 learners. There are no special schools in Musina and Mutale municipalities as indicated in table above.

Table 2.50: Level of education per Municipality					
Municipality	Mutale	Thulamela	Musina	Makhado	Vhembe
Level of education					
NTC II / N2/ NIC/ V Level 3	48	592	67	404	1,111
N5 /NTC 5	74	704	41	376	1,195
N4 / NTC 4	97	820	52	462	1,430
Certificate with less than Grade 12 / Std 10	51	650	40	496	1,238
NTC I / N1/ NIC/ V Level 2	74	806	90	564	1,535
Other	37	795	59	642	1,533
NTC III /N3/ NIC/ V Level 4	121	785	56	611	1,573
Diploma with less than Grade 12 / Std 10	51	954	102	559	1,666
N6 / NTC 6	103	1,085	70	629	1,887
Post Higher Diploma Masters; Doctoral Diploma	96	1,055	45	921	2,117
Higher Degree Masters / PhD	108	1,316	83	945	2,452
Bachelors Degree and Post graduate Diploma	171	1,752	126	1,329	3,377
Honours degree	288	2,776	176	1,885	5,124
Bachelors Degree	520	6,352	361	3,640	10,873
Certificate with Grade 12 / Std 10	652	5,678	452	3,895	10,677
Higher Diploma	569	6,721	540	5,065	12,895
Diploma with Grade 12 / Std 10	731	7,198	845	5,240	14,014
Grade 1 / Sub A	3,382	19,861	1,689	15,802	40,734
Grade 2 / Sub B	3,276	20,034	1,655	15,659	40,625
Grade 4 / Std 2	3,800	22,510	1,940	18,523	46,773
Grade 3 / Std 1/ABET 1Kha Ri Gude;SANLI	3,585	21,872	1,861	17,696	45,014
Gade 0	3,493	24,040	1,535	18,255	47,324
Grade 5 / Std 3/ABET 2	3,883	22,766	2,234	19,241	48,124
Grade 6 / Std 4	4,232	24,648	2,193	20,615	51,688
Grade 7 / Std 5/ ABET 3	5,162	29,876	4,637	25,934	65,609
Grade 8 / Std 6 / Form 1	6,556	39,734	4,196	34,117	84,603
Grade 9 / Std 7 / Form 2/ ABET 4	6,792	39,588	4,616	33,783	84,778
Grade 10 / Std 8 / Form 3	7,128	47,852	4,996	41,415	101,391
Grade 11 / Std 9 / Form 4	6,086	46,451	7,948	39,067	99,552
Not applicable	12,701	83,929	10,745	70,257	177,633
Grade 12 / Std 10 / Form 5	8,913	75,360	9,310	62,896	156,480
No schooling	9,090	59,902	5,599	55,106	129,697

Source: Statssa-Census 2011

Table 2.50 above indicates that 9 090 people in Mutale have never attended school, 59 902 in Thulamela, 5 599 in Musina and 55 106 in Makhado.

2.6.7 Social cohesion

Social Cohesion is the process through which individuals or groups are included to participate fully in the society they live e.g. Social cohesion allows young people to participate and engage in activities that build their social capital and networks and strengthen the relations that bind people together. Various special programmes are functional as part of social coherent in the district: People with disability, Children, Gender and Senior citizens programmes.

- **Gender**

The district has developed gender development strategy to address the needs of people with different experiences and status, in particular women, the purpose of strategy is to identify and direct the manner in which any proposed policy, and plan or action is likely to impact on the empowerment of men and women. The strategy is part of the broader objective to ensure the empowerment of all special focus group: promoting women empowerment and gender equality in the service provision for the external clientele, internal employment policies and practices; raising public awareness about gender in dealing with stakeholders in the private and community sectors. The district Gender forum is functional and host the following programmes: Gender based violence, 16 days of activism. The main Challenges are gender inequality in workplace and in household.

- **People with disability**

The district holds the following events: annual disability district economic summit, disability month celebration, Special Olympics Games and Sports for people living with disability, Bi-annual youth conference, annual youth camp which addresses socio economic and youth development, annual celebration of youth month, children's rights month, Older Persons month, hold young women in dialogue, 16 Days of Activism and annual young men's indaba, International youth and Women's day and national days: National Women Day, Heritage Day, Human Rights Day, Day of Reconciliation, Freedom Day, Workers Day, Family Day and World Aids Day.

- **Youth and children**

Vhembe District municipality organizes pre-event celebration of the youth day to galvanize communities to support National and Provincial event of the day. The following Youth Events for 2009/10: Young Women in Dialogue, Youth Parliament, Youth Camp, go back to school campaign, District Youth Election Seminar and Youth Parliament are celebrated. The purpose of the Young women in dialogue was to interact on the socio-economic and political issues that affect women. Youth parliament's main purpose was to deliberate on issues that affect Youth and Go back to school campaign to encourage learners to take their studies seriously. There is partnership with Local Youth Council on training of young entrepreneurs who registered in the Municipality's Database. LED unit hold annual Youth Award during Youth Month.

Children Advisory Councils were launched and children forums are functional in 4 local municipalities. Children's rights months is also celebrated in the district.

- **Senior citizen**

The district facilitated Campaign on abuse to elders and District Celebration events at Thohoyandou Magistrate and Town Hall in Thulamela local municipality. The main aim was to do awareness campaign on abuse to elders to the public, and bring together Senior Citizen and stakeholders to share challenges. The Senior Citizen recommended the establishment of Pensioners Committees in pay points and ward structures. There is a joint ABET programme between District municipality and Dept. of Education. Older Persons are engaged knitting, gardening and poultry projects at Makhado and Thulamela Municipalities. The challenges are lack of programmes empowering the aged through establishing socio-economic projects and lack of indigenous knowledge imparting plan / policy in the district municipality.

- **Moral regeneration**

Politicians, religious leaders and social commentators have all spoken about a breakdown in morality in South Africa, with crime as the most commonly cited evidence. The moral regeneration initiative is one response to this crisis, emerging in parallel to countless other initiatives aimed at reducing crime, some of which have themselves contained explicit appeals to morals, values or ethics. Moral Regeneration Movement is the movement at the Centre of Collective Activism for moral regeneration initiatives whose vision is to build an ethical and moral community and the mission is to promote positive values. The objective of the moral regeneration movement is to assist in the development of a caring society through the revival of the spirit of botho / ubuntu and the actualisation and realization of the values and ideals enshrined in our constitution, using all available resources and harnessing all initiatives in government, business and civil society.

July marks the commemoration of Moral Regeneration Month, an initiative of the Moral Regeneration Movement (MRM), which is aimed at encouraging people to recommit to efforts of building communities grounded on positive values and rededicate to building a caring society in pursuit of creating lasting peace and prosperity in the country. The commemoration takes place specifically in July to coincide with the celebration of Mandela Day on 18 July and the birthday month of former President Nelson Mandela, an icon who is considered to be the main leader of the formation of the Moral Regeneration Movement, and to Mark the adoption of the Charter for Positive Values on 28 July 2008.

District and local MRM forums are not functional and it is very difficult to coordinate their programmes. The District is in the process of reviving them and some of the activities are taking place such as 16 Days of Activism campaign and men's dialogue in partnership with Munna ndi nnyi.

- **Indigenous Sport, Arts & Culture**

The following events are held in the district to enhance social cohesion: Arts & cultural competitions -Tshikona, Malende, Zwigombela, Kiba, Visa, Magagase, Xigubu, Mchongolo, and Xicai – cai and I can sing auditions for talent identification, fine and visual arts competition annually ; Indigenous Games like khadi, Mufuvha, Muravharavha, Ndode, Jukskei, Khokho, Drie stokies, Duvheke and Ntonga and Sports arts and culture Achievers Awards are effective in the district.



Table 2.51 Social grants per Municipalities

GRANTS TYPE	THULAMELA		MAKHADO		MUTALE		MUSINA	
Old age	44564		44856		6787		1678	
Disability grant	9934		8580		1437		440	
War veteran	6		4		2		0	
Combination	32		34		3		6	
Grant in Aid	673		330		52		13	
Foster Care Grant beneficiaries	1982		2767		407		302	
FCG children	2797		3865		594		493	
CDG Beneficiaries	1639		1405		289		98	
CDG children	1699		1466		294		108	
TOTAL	Ben 164470	Children 193433	Ben 151891	Children 172466	Ben 25739	Children 33261	Ben 8923	Children 13311

Source: SASSA, 2013

Table 2.51 above indicate that there are 2797 in Thulamela, 3865 in Makhado, 594 in Mutale and 493 in Musina who are benefiting from Forster Care Grant.

2.7 ECONOMIC CLUSTER PRIORITIES ANALYSIS

South Africa is a middle-income, emerging market with an abundant supply of natural resources; well-developed financial, legal, communications, energy, and transport sectors; a stock exchange that is 18th largest in the world; and modern infrastructure supporting an efficient distribution of goods to major urban centers throughout the region. Unemployment remains high and outdated infrastructure has constrained growth. Daunting economic problems remain from the apartheid era - especially poverty, lack of economic empowerment among the disadvantaged groups, and a shortage of public transportation.

Government has initiated interventions to address deep-seated inequalities and target the marginalised poor, to bridge the gap with the Second Economy, and ultimately to eliminate the Second Economy. AsgiSA includes some specific measures of response to the challenges of exclusion and the Second Economy. Accelerated and shared growth Initiative for South Africa (AsgiSA) is a micro-economic reforms within GEAR macro-economic framework which intend to link the first and second economy, create the better conditions for business and close the skills gap in both short and long terms. The main objective of AsgiSA is to reduce poverty and unemployment by half in 2014.

The AsgiSA process has also mandated the DPLG, in consultation with the DTI, to improve the capacity of local government to support local economic development. Local Economic Development (LED) is the process by which public, business and non-governmental sector partners work collectively to create better conditions for economic growth and employment generation. LED is based on local initiative, driven by local stakeholders and it involves identifying and using primarily local resources, ideas and skills in an integrated way to stimulate economic growth and development in the locality. The EPWP is a key Second Economy intervention. As part of AsgiSA, this programme will be expanded beyond its original targets (AsgiSA, 2006). South Africa is now embarked on a new economic growth path in a bid to create five-million jobs and reduce unemployment from 25% to 15% over the next 10 years (Presidency Office, 2010).

Integrated Sustainable Rural Development Programme (ISRDS) is a national policy aimed at attaining socially cohesive and stable rural communities with viable institutions, sustainable economies and universal access to social amenities, able to attract and retain skilled and knowledgeable people, who are equipped to contribute to growth and development. Elements of ISRDS are rural development, sustainability, Integration and rural safety net.

The Limpopo Employment, Growth and Development Plan [LEGDP] has specific programmes that are designed to achieve structural change in critical areas of the provincial economy. It provides a framework for the provincial government, municipalities, the private sector and all organs of civil society to make hard choices in pursuit of the strategic priorities as encapsulated in the Medium Term Strategic Framework.

National Development Plan was developed and envisage an economy that serves the needs of all South Africans, rich and poor, black and white, skilled and unskilled, those with capital and those without, urban and rural , women and men. In 2030, the economy should be closed to full employment; equip people with the skills they need; ensure that ownership of production is less concentrated and more diverse (where black people and women own a significant share of productive assets); and be able to grow rapidly, providing the resources to pay for investment in human and physical capital.

Vhembe LED Strategy depicts that, the district economic growth potential is in Agriculture, Tourism and Mining refer to for more information from LED Strategy summary. District through Supply Chain policy encourage procurement from local business and economic transformation

thereby procuring from Historically Disadvantaged Individual (HDI) which are principles of Black Economic Empowerment (BEE).

Vhembe district has developed Enterprise, Tourism, Agriculture and Forestry strategies for smooth prioritization and proper planning in relevant field. The feasibility studies has been done on the following projects: Footsteps of Ancestors; Poultry abattoirs; Development of fish farm; Preservation of dried fruit/vegetables; Goats milk dairy products; Mutale goats farming and Beneficiation of forestry products. The assessment done on biogas usage in the district shows that there is potential of using it as an alternative source of energy. There is a need to conduct feasibility study for an Exhibition and Convetion center to promote Trade shows and Meetings, Incentives, Conferences and Exhibition (MICE) and Tourism Signages, however they require funds to be implemented: the availability of funds will determine implementation time.

2.7.1 Job creation and poverty alleviation

Creation of jobs and poverty alleviation programmes in the district are negatively confronted by the lack of business management skills, lack of market research, lack of scare skills, food insecurity, transfer of indigenous skills and lack of information about opportunities.

There are 189 361 people employed, 119 498 unemployed, 387 005 not economically active, 66 104 discouraged work-seekers in the Vhembe District Municipality as indicated in the table 2.52 below.

Table 2.52: Employment status in Vhembe District Municipality

	Mutale	Thulamela	Musina	Makhado	Vhembe
Employed	9413	75592	25588	78768	189361
Unemployed	8983	58917	5893	45705	119498
Discouraged work-seeker	6322	33530	1869	24383	66104
Other not economically active	26361	195493	13966	151186	387005
Not applicable	40791	254929	21043	215990	532754
Grand Total	91870	618462	68359	516031	1294722

Source: Statssa - Census 2011

Vhembe District LED programs are designed to reduce poverty and unemployment by providing resources and/or the information on how to access resources to the public.

Table 2.53 shows the monthly income per individuals which shows the highest number of 540 474 individuals in the district has no income and 458 individual in the district earn R204 801 or more.

Table 2.53: Individual monthly income

	Mutale	Thulamela	Musina	Makhado	District
No income	39851	260152	24323	216148	540474
R 1 - R 400	29390	188178	10233	137604	365406
R 401 - R 800	3277	25807	4704	20297	54085
R 801 - R 1 600	9775	71121	12416	73172	166484
R 1 601 - R 3 200	1864	13954	4155	15449	35421
R 3 201 - R 6 400	1336	9697	2264	9186	22483
R 6 401 - R 12 800	1446	11471	1983	9941	24842
R 12 801 - R 25 600	922	7849	1164	7335	17269
R 25 601 - R 51 200	153	1383	376	1556	3468
R 51 201 - R 102 400	33	218	110	269	631
R 102 401 - R 204 800	24	228	51	201	504
R 204 801 or more	34	191	35	197	458
Unspecified	3071	22469	4477	19148	49164
Not applicable	694	5743	2067	5529	14033
Total	91870	618462	68359	516031	1294722

Source: Stats SA Census 2011

The district municipality however organizes and facilitates various training programmes to improve and transfer business skills to both unemployed and employed people as one of the principles of EPWP. The district is complying with EPWP as since 2009 have been winning trophies for compliance to the programme. Table 2.54 below shows the number of jobs created through EPWP in the district.

Department of Labour ensures improved access to employment services in the district. 8954 workseekers have registered on employment services database in the year 2011. Annual estimated employment opportunities in the district are 225. 50% of the registered work-seekers are expected to be placed annually but less than 10% are being placed (Labour dept, 2011).

Table 2.54: Jobs created through EPWP in Vhembe District Municipality

Sector/ Thrust	LED						Social Sector	Justice Sector	Infrastructure Sector								Environmental Management						Overall Total of jobs/ Thrust of special groups	Total	Backlog				
	Tourism		Agriculture		SMM Es				Electricity		Water and Sanitation		Roads		Housing		Working on Waste		Working for wetlands		People parks & Sustainable land based livelihood								
Gender	Female	Male	Female	Male	Female	Male	Female	Male	Female	Male	Female	Male	Female	Male	Female	Male	Female	Male	Female	Male	Female	Male	Female	Male	People with Disability	Youth	Total	Backlog	
	Jobs/ FY 2009/10	40	30	100	40	105	0							63	374	42	53												17
Total	70	30	140	40	105	0							1013	374	95	53									414	397	1792		
Jobs/ FY 2010/11	45	36	102	34	28	80							2100	1728	82	120									42	260	6997		

Total	81	136	108					3828	202								2642		
Jobs/ FY 201 1/1 2	35 22	120 35	28 80					3000 3819	22 20	0	0								
Total	57	155	108				6819	42										7181	

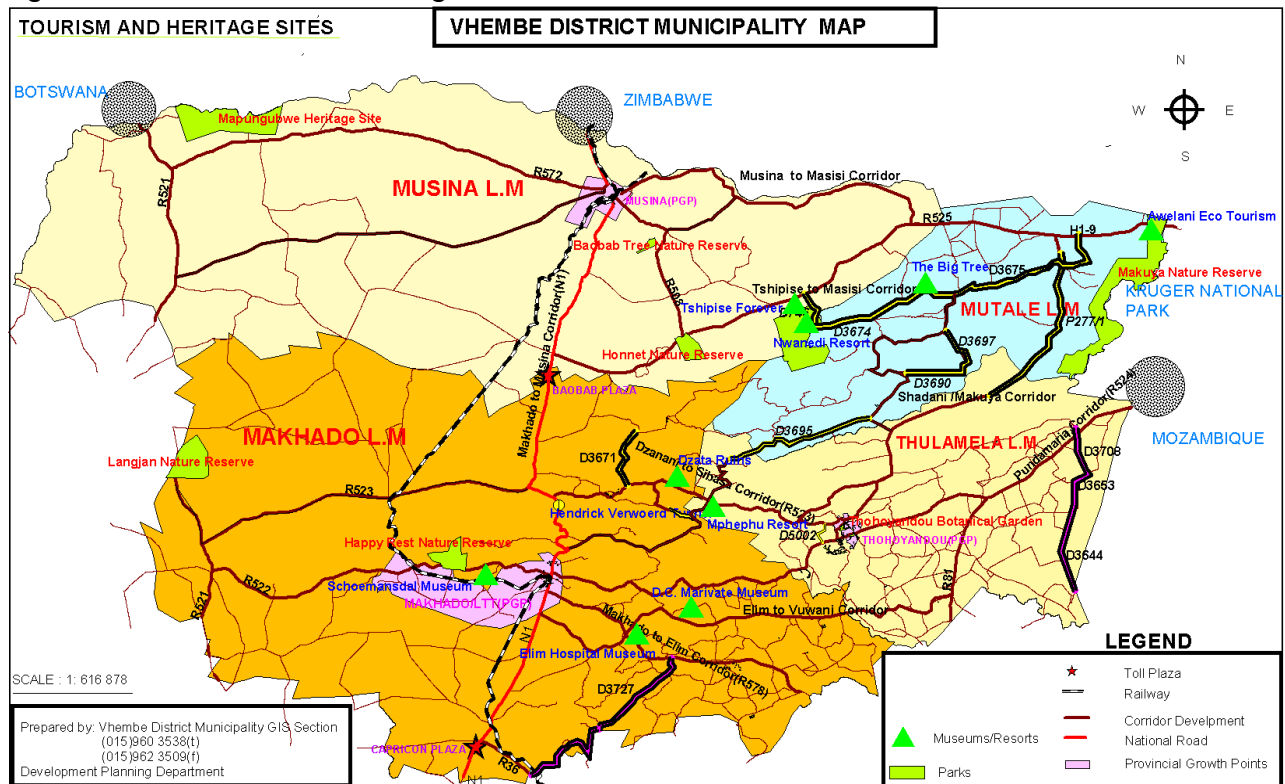
2.7.2 Integrated Industrial Development

2.13.2.1 Tourism development

Vhembe region has real, authentic and mostly unspoilt resources. The scenery ranging from subtropical and mountainous to the unspoiled bushveld and majestic Baobabs. It has real people, real animals, real live culture and historical sites that hold the myths and legends of our ancestors and forefathers. The district developed tourism strategy to assist in designing an effective Marketing Plan and Strategy, and identify appropriate Marketing Tools, to achieve maximum exposure and awareness for the Vhembe District Municipal region.

The district market the District tourism products through Makhado, Musina, Joburg Shows, Tourism INDABA, Mukumbi Festival, DRJSMLM Show, ITB, WTM and Zimbabwe show, the annual showcase Tour and Cultural Festival, district tourism manual and tourism attractions maps. The district tourism development is also boosted by Zion Apostolic Church (Moriri) in Nzhelele, two TFCAs, one bordering Botswana and Zimbabwe, the other one borders Mozambique and Zimbabwe, and Vhembe biosphere reserve.

Figure 2.8: Tourism and Heritage sites in the district



The challenges that affect tourism development are implementation of the “Footsteps of the ancestor” business plan, formation of the Regional tourism association, operationalization of Awelani eco-tourism project and upgrade of roads to tourism

hotspots, less involvement by municipality and sector department officials, deterioration of heritage sites, lack of a proper stadium for big soccer events, inaccessibility of some tourism sites, lack of signage, marketing, lack of heritage officials in municipalities, unprotected heritage sites, vandalism, low service standards in some tourism destinations, majority of accommodation not graded, less marketing, data collection / statistics gathering, most of the tourist guides do not have full knowledge of the entire district, uncoordinated tourism routes, unregistered tour guides, few PDI use golf courses and lack of coordination of tourism product events from local municipalities.

- **Tourism activities**

Vhembe nevertheless is rich in cultural activities and has more than 70 heritage and cultural attractions. A number of activities or events are done on annual basis such as Golf Tournament, Cycle Centre Challenge, Land of Legends Marathon, Two Countries Marathon, Powerade Kremetart Cycle Race, 4x4 challenges in Thathe Vondo and Tshipise. There is one first division team which brings about nine soccer matches per season to the District. The detailed information on tourism development is compiled in the district Tourism strategy.



Various sports and recreation tourism activities are available in the district. The Soutpansberg Birding Route has 38 bird watching sites and 540 different species. This means one can see 90% of species in Vhembe of the total number of species of the Limpopo province. There are few formal and informal hiking trails in the district.

- **Tourism facilities**

There are 142 accommodation establishments in the district whereby 28% are graded as following: 2 stars accommodation are three, 23 by 3 stars, 13 by 4 stars and 2 by 5

stars. The total number of beds is 2 830 while the value of bed-nights sold per annum is R273m and most of the accommodations are found in Makhado and Musina. The district has about 60 tourist guides registered to operate in Vhembe district.

The district has three golf courses which are club based and an annual cycling event is held in Makhado. Curios are most found in areas with large volume of visitors likes Tshipise. The district has an advantage of having many crafters. There are four Community Tourism Associations aligned and recognized by the four Local Municipalities and the process to form a Regional Tourism Association is underway as District Tourism Forum is established and working.

Tourism destinations in Vhembe District: Vhembe Biosphere Reserve, Nwanedi Conservancy, Western Soutpansberg tourism plan, Lake Fundudzi, Matshakatini, Nandoni Dam, Breathing stone on Tswime mountain, Komatiland forests, Mutale gorge, Mukumbani waterfall, Tshatshingo Potholes, Mandadzi waterfall, Big Tree, Dongodzivha Dam, Tshavhadinda cave, Tshipise Sagole, Aventura Tshipise, Route development, Archeological and heritage sites and Transfrontier parks, Mapungubwe heritage site.




Table 2.55: Recreational facilities 2012

RECREATIONAL FACILITIES	THULAMELA		MAKHADO		MUTALE		MUSINA	
Parks	T/Ndou P. West, T/Ndou Block G, Shayandima, Malamulele, Botanical gardens, KNP (Pundamaria), Dzindi nature park	7	Caravan Park, Palm, Roose, Debeer, Mimosa, Kameel, Tshiruruluni, Eltivillas, Total, Tree, Civic Center, CSQ Park, Makhado Park, Corner Tshirululuni-Meer, Monument, Town Swimming LTT	16	Makuya, Nwanedi, Mutavhatsindi, KNP (Phafuri)	3	Musina Town Area ,Erich Mayor Park, Vhembe Dongola National park, Mapungubwe	4
Resort		-	Mphephu Resort	1	Nwanedi/Lupepe Resort, Sagole Spa, Baobab (Big Tree), Domboni (Cave), Awelani Eco- Tourism	5	Nwanedi Resort, Tshipise Aventura	2

Table 2.55 above indicates that there are 30 recreational parks in the district of which 16 are in Makhado municipality, 07 in Thulamela, 03 Mutale and 4 in Musina. Resorts are 08 as indicated above.

2.7.2.2 Mining

The Mining Sector contributed 61% of Mutale's GDP, In Musina local municipality Mining contributed the most by 38%. The mining sector is regarded as one of the three pillars of the Limpopo Province, hence its strategic importance to the development of the economy of the district. The mineral occurrences and zones within the district include:

- ✓ Tshipise Magnesite field
- ✓ Mudimeli coal fields
- ✓ Tshipise, Pafuri and Mopane coal fields
- ✓ Beitbridge Complex (Limpopo Belt) which hosts mineral; ranging from Iron, Diamonds, Graphite, marble
- ✓ Talc deposits
- ✓ Gemstone deposits
- ✓ Clay dominant minerals used in brick making.
- ✓ Vele coal field
- ✓ Tshikondeni coal field
- ✓ Fumani gold mine

The products in the mining sector (besides the many mineral deposits) range from projects in quarries, stone crushers, brick making, salt production and sand deposits. The mining sector has been reported as one of the main contributors to the district's GDP over the years, ranking no.3 to Community services and Finance in 2004. Also it has been regarded as one of those sectors contributing a sizeable portion to employment levels in some municipalities, especially Musina and Mutale. However, it would be economically fair to suppose the majority of the job opportunities obtained in this sector is for those regarded as unskilled labour, resulting in low income earned by the communities themselves from this sector.

From 1995, 2000, 2004 and 2007, the mining sector's contribution to employment has fluctuated from 6%, 4%, 4% and 5% in Musina municipality and from 20%, 18%, 18% and 5% in Mutale municipality respectively.

There are a number of opportunities that can be exploited to develop the mining sector to its full potential in Vhembe district. Table 56 below reflects on opportunities available as well as possible projects.

Figure 2.9 below indicates the distribution of minerals belts in the district. There is diamond and coal belt in Musina, in Mutale coal belt is also found as indicated in the map below.

Figure 2.9: Mineral potential in the district

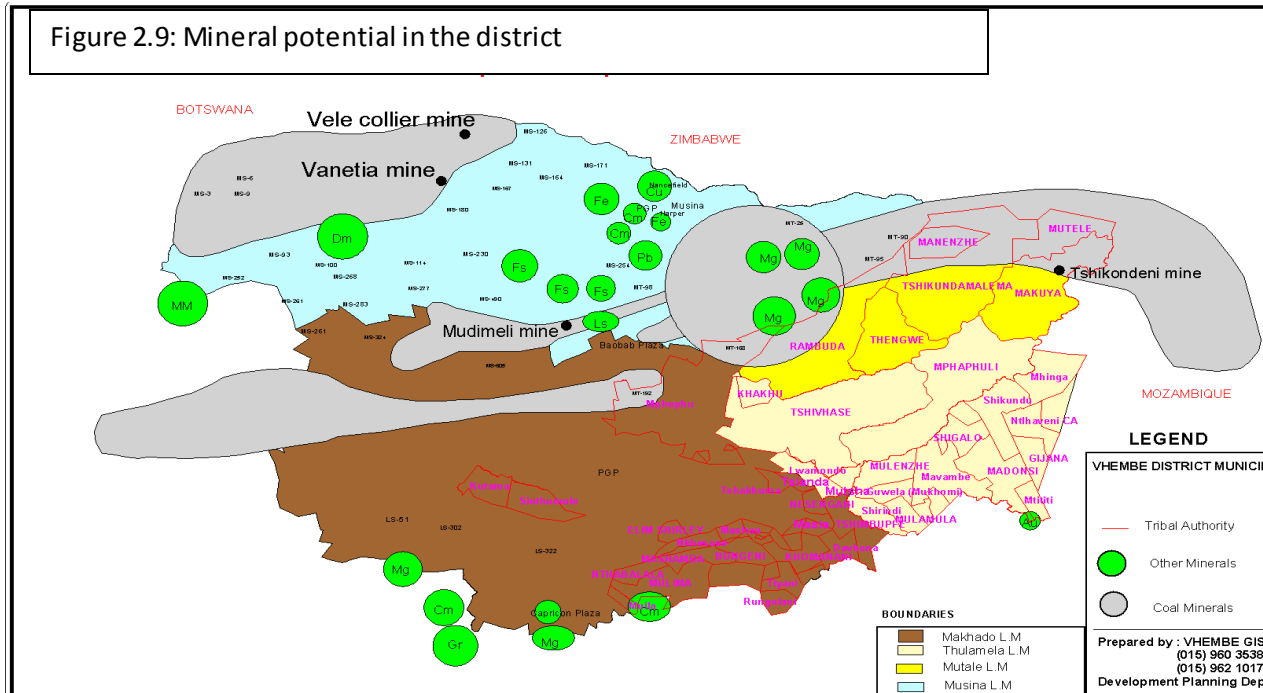


Table 2.56: Opportunities in the mining sector

Opportunities	Potential Projects	Musina	Mutale	Makhado	Thulamela
Existing mines	• Supply of manufacturing inputs in the mines	✓	✓	✓	✓
	• Subcontracting of cleaning and catering services	✓	✓	✓	✓
Mineral Deposits not yet extracted	• Small scale mining cooperatives	✓	✓	✓	✓
	• Local mineral processing and beneficiation activities	✓	✓		
	• Steel beneficiation	✓	✓		
	• Jewel making	✓	✓		
	• Coal beneficiation	✓	✓	✓	
• Magnesium production	✓	✓			
Low grade talc	• Tombstone manufacturing			✓	
Gemstone	• Water filtration using			✓	

Opportunities	Potential Projects	Musina	Mutale	Makhado	Thulamela
deposits	garnet crystals				
	• Gemstone production	√		√	
Graphite deposits	• Graphite extraction and beneficiation		√		
Increasing demand for bricks	• Expand brick production capacity	√	√	√	√
Increasing demand for concrete	• Expand concrete production	√			√

Though opportunities exist the mining sector as indicated in table 2.56 is faced with some obstacles hindering its full development. The challenges include lack of capital to maximise production potential, use of substandard extraction techniques resulting in depletion of resources, lack of skilled workforce, high transport costs and lack of access to market.

2.7.2.3 Enterprises development

The district developed Enterprise strategy to undertake a strategic evaluation of the potential of SMMEs in the district and to identify trends as well as specific gaps within the sector. Various types of businesses exist which are distributed amongst different sectors within the four local municipalities in Vhembe District. There is an uneven distribution of enterprises in the different sectors, with the retail sector claiming the biggest share in each local municipality as well as in the district as a whole. The majority of retail enterprises are “a one employee or family business” (due to their small sizes), resulting in their minimal contribution to employment opportunities and income generation.

SMMEs in the district are also negatively affected by the lack of contracts with producer, poor-skilled workforce, poor infrastructure, lack of access to finance, lack of space and business information. Despite these challenges there are 4373 enterprises recorded in the district in 2009 of which agriculture enterprises accounts for 28%, mining 1%, manufacturing 5%, construction 4%, retail 45% and tourism 16%. The district comprised of nine types of businesses: Fruit and vegetables constitute 16%, food 15%, retail 9%, supermarkets 8%, hair salons 6%, motor spares 6%, butchery 5%, dress making and clothing 4%, liquor stores 3% and, others 27%.

2.7.2.4 Green economy

Green economy is defined as a system of economic activities related to the production, distribution and consumption of goods and services that result in improved human well-being over the long term, while not exposing future generations to significant environmental risks or ecological scarcities. It implies the decoupling of resource use and environmental impacts from economic growth and characterized by substantially increased investment in green sectors, supported by enabling policy reforms. Green economy is a resource efficiency, low carbon development, economic growth and job creation.

The Industrial Development Corporation (IDC) has committed R25-billion to new investments in South Africa's "green economy" over the next five years and started with the installation of solar water geysers in new low-cost houses. The district together with UNIVEN/Gondal/CLGH and Eskom are engaged in supporting the Bio energy projects and manufacturing of Solar power in the district. Limpopo Eco-industrial park and Musina To Africa Strategis Hub Initiative (MUTTASHI) which are LEGDP catalytic projects and Musina has been declared special economic zone.

2.7.2.5 Agriculture, Forestry and Rural development

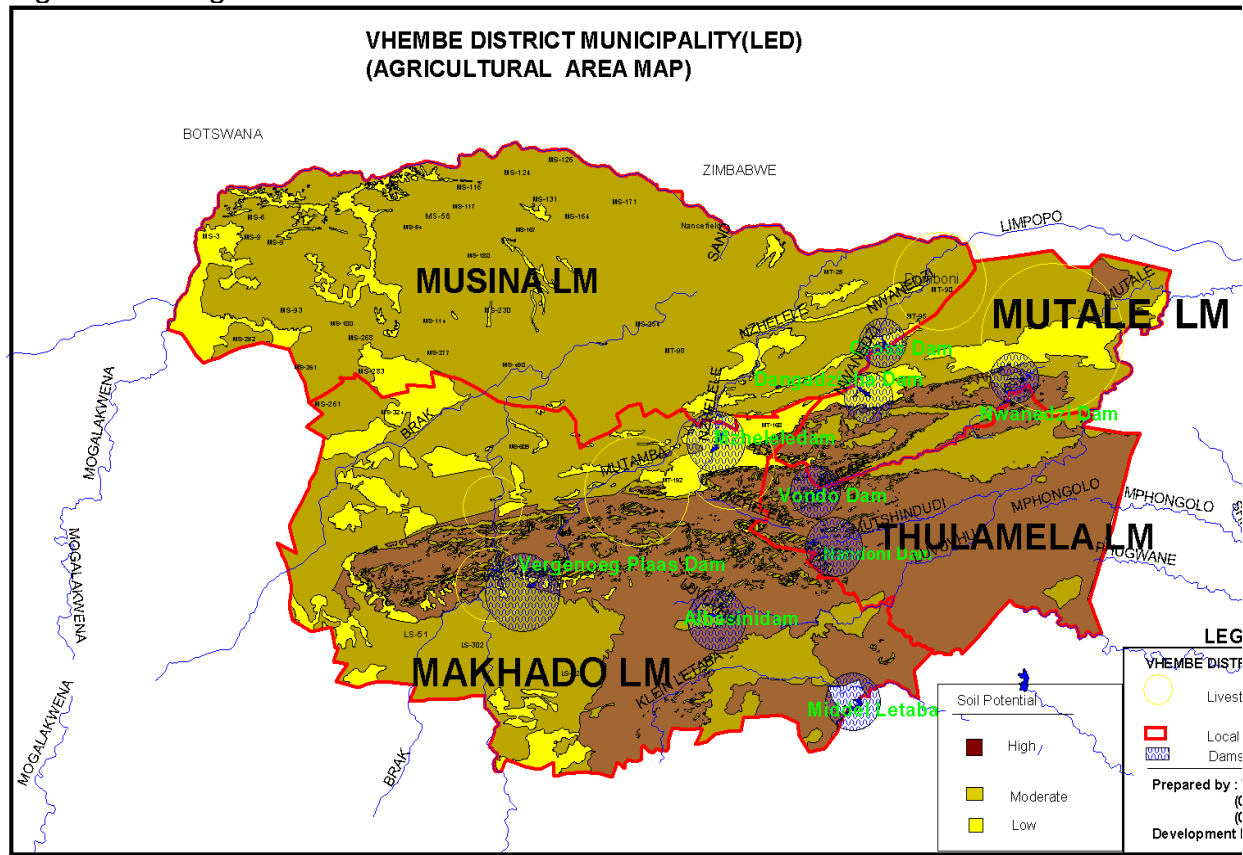
- **Agriculture**

Vhembe district's land is primarily used for grazing. Cultivated Land is concentrated in South-western and Eastern borders of the Vhembe District. There is also a small area of cultivated land in the North-eastern part of the Vhembe District along the border with Zimbabwe as indicated in figure 2.10 below.

The district has got a total area of 2,140,708 hectares of which 249,757 hectares declared arable land, 1,227,079 hectares declared marginal land and 661,859 hectares declared non arable land. The agricultural system is divided into two types i.e. Large scale commercial farming and small scale farming. 174,830 hectares arable land which is 70% is owned by white commercial farmers while small scale farmers which are black dominated own 74,927 hectares (30% arable land).

There are two existing Agricultural hubs in the district: Levubu and Nwanedi valleys while the third hub which is Nandoni hub is still at planning stage. Commodity groups and committees have been established for each commodity (citrus, avocado, macadamia, mango, banana, litchi, garlic,). Information days, symposiums & farmers days are held to provide technical knowledge and advice to farmers. Partnership with farmers Subtrop Tzaneen, ARC and LDA support emerging farmers through the fruit tree model.

Figure 2.10: Agricultural areas in the district



The colour brown in the figure 2.10 above indicate areas that are good for crop farming: Thulamela municipality has more areas with such fertile soil.

The district has Agriculture strategy which presents the strategic evaluation of the agricultural potential in the district and identifies trends as well as specific gaps within the sector. The challenges that affect agriculture sector in the district are high input costs, lack of ploughing machinery, increasing cases of stock theft and lack of succession plan to farmers. The district managed to undertake the following projects: Musekwa mbudzi, Mphalaleni orchard, Itsani piggery, Khakhanya youth project, Budeli poultry, Makuya feedlot and Fresh produce market. Annual Forestry & Agriculture information day, Agriculture summit, Female farmer of the year competition and Young farmer of the year are hosted in the district.

- **Crops farming**

There are 13145 hectares of maize production in the District with estimated yield of 157740 tons per season. The total maize monetary value in the District is R237 million (R1500/ton). The Citrus production covers 4431 hectares with an estimated yield of 155085 tons per year. The monetary value of the Citrus in the District is R388 million (R2500/ton). Mango production covers 4122 hectares with an estimated yield of 103067 tons per season/year. The mango monetary value in the District is R309 million (R300/ton). Banana production covers 2158 hectares with an estimated yield of 64755

per season/year with monetary value of R 648 million (R10 000/ton). Avocado production covers 1670 hectares with 16703 tons per season/year and monetary value of R134 million (R8000/ton)

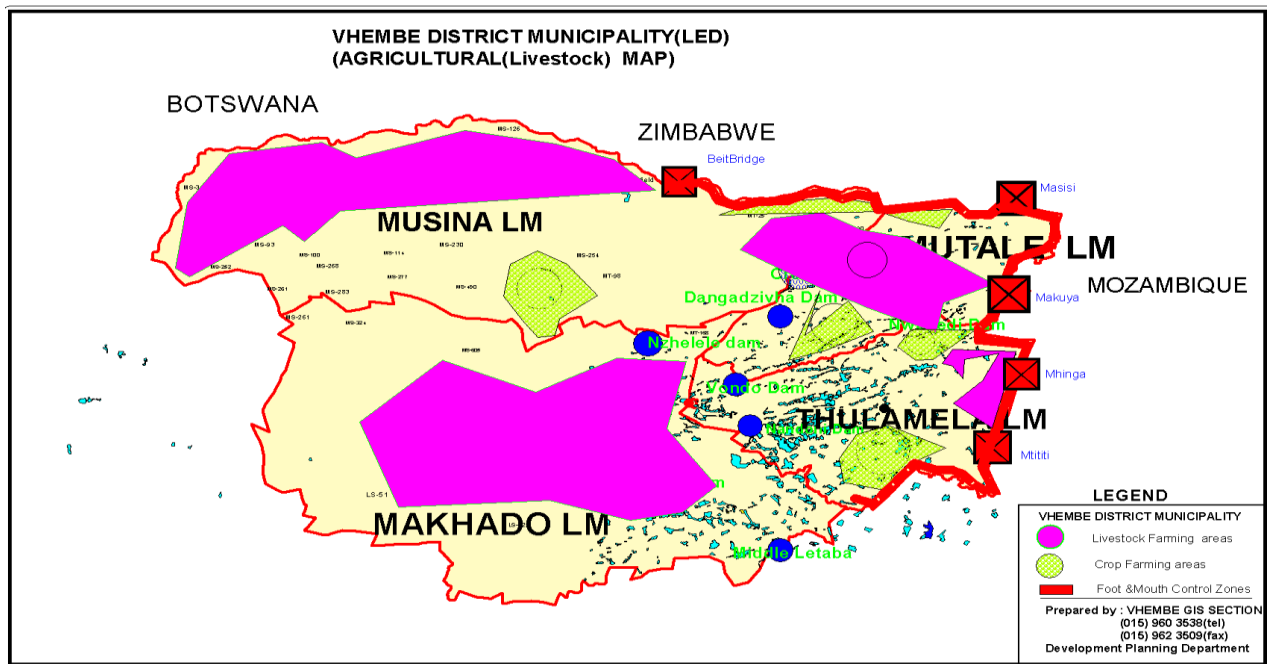
- **Bee farming**

Bee farming is a new commodity in the district whereby ARC and LDA facilitated EU funding for the project. Vhembe bee association and cooperatives has been established. ARC conducted training on bee farming of which harvesting and processing of honey is taking place. Theft or unlawful harvest of honey and shortage of bee hives equipments are the main problem encountered by bee farmers.

- **Livestock farming**

Stock theft, High feeds cost, diseases, lack of day old chick supply, lack of proper marketing channels and use of poor quality rams/buck are the major challenges for small stock farming in the district. Large stock farming however is mostly endangered by stock theft, drought, lack of water supply in the camps, shortage of grazing camps and vandalism of fences. Nonetheless, there are 42 grazing camps with the total area of 9362 hectares in the District.

Figure 2.11: Livestock areas in the district



Redline in the figure 2.11 above indicates foot and mouth control zones in the district. The zone is along Kruger national park in the Thulamela and Musina municipalities.

Goats do well in Vhembe district especially in Makhado, Mutale and Musina municipalities; and there is an estimated number of 77516 Goats in the District with the total monetary value of R47 million (R600/Goat). Majority of poor rural households are keeping goats in the homesteads for socio-economic reasons.

Sheep are mainly reared by commercial farmers in Makhado and Musina municipalities with an estimated number of 17477 Sheep. The total monetary value of sheep is R14 million (R800/Sheep). The estimated total number of Pigs in the District is 21818 with the total monetary value of R21,8 million (R1000/Pig). There are 204 poultry farms with estimated weekly production of 51719 broilers with the total Poultry monetary value of R107,6 million per year. The estimated total number of cattle is 180673 with the total monetary value of R722.7 million (R4000/Cattle).

- **Aquaculture**

The commodity is organized into a cooperative and there are 18 fish projects in the District. This type of farming is devastated by lack of funding to establish earth dams and water scarcity.

- **Irrigation schemes**

Lack of access roads and lack of debushing machineries are the main problems in this farming system. The district has 42 Irrigation schemes covering the total area of 6363 hectares whereby 544 hectares are under furrow Irrigation while 5819 hectares are under sprinkler and drip Irrigation. There are 4914 Registered Orchards farmers. The average orchard size hectares per farmer is at 3 hectares whereby 7659 hectares are fully developed while 6493 are still under developed. And 3183 are under irrigation while 10969 are under dry land.

There are 68 Agricultural cooperatives in the District. 29 are crop related, 15 Livestock and 24 are for multi-purposes and 4914 Registered Orchards farmers. The average orchard size hectares per farmer is at 3 hectares. 7659 hectares are fully developed while 6493 are still under developed. 3183 are under Irrigation while 10969 are under dry land.

2.7.2.6 FORESTRY

Poor transport for agricultural products, shortage of necessary skills and few processing factories are the main challenges facing forestry sector in the district. The district has 23 commercial forestry companies with a total of 23 203 planted hectares which composed of 7 173 ha of gum and 15 066 ha of pine species. There are 34 small timber growers with the average land under plantation of 259 ha from the total land size of 372 ha. They specialize in pine and eucalyptus. The estimated yield of commercial plantations is 238 9909 tons while for small timber growers is 26 780 tons. There are 4 sawmill, 4

manufacturers and 5 treatment plants in the district. Sawmill produce mainly pallets planks while manufactures products are mainly window frames and doors, and the treatment plant produce poles mainly. Two forestry plantation project under land reform: Rossbach and Ratombo had been handed over to the communities and there are 44 woodlots project in the district.

2.7.3 RURAL DEVELOPMENT

Agriculture and tourism are the main source of rural economic development in Vhembe district; however there are various challenges that hinder their development: Land tenure system (Communal land rights), Accessibility to business opportunities, Lack of mechanization in agriculture, High input cost, Disease outbreak, Waste management, Disasters, None Compliance to Legislation (environmental) and Communication between Traditional leaders, municipalities and other key stakeholders.

- **Land Reforms**

Land tenure system is confronted by the Lack of knowledge of interim protection of informal land right Act by tribal Authorities (IPILRA), unavailability of PTOs to farmers claiming the portion in food security projects and delays in finalizing lease agreement between investors and tribal Authority as the major problems.

The transfer of ARDC (12) projects from government to communities has been finalized. ARDC projects are classified into two categories: commercial and food security. Commercial project like Tsianda, Delmon Green and Munuzhu entered into new agreements (lease or strategic partnership) between tribal Authority and the private investors. In food security project farmers who are issued with permission to occupy by the Tribal authority are settled in their portion. LDA busy verifying the tenure system in all former ARDC projects.

18 farms have been purchased to previously disadvantaged individual /groups through land Redistribution for Agricultural Development (LRAD) programme. 41 communities have been restored to their rightful land and 2 of the communities in Livuvhu have strategic partner, where all other 5 communities of Livuvhu farms have farm managers. The rest of the communities have entered into interim farm management with the previous owners through lease agreement (Dept. Agic, 2009).

Land Redistribution and Restitution programme are negatively affected by post settlement support to land reform beneficiaries which is insufficient (only CASP), infighting amongst the group members and lack of agricultural skills by land reform beneficiaries, lack of agricultural business by communities, insufficient post settlement support especially financially and dilapidated infrastructure.

2.7.4 Regional economic development and Integration

Vhembe has parts of the two Trans Frontier Parks that involve four countries. The Kruger National Park of South Africa, Gonarezhou of Zimbabwe and Limpopo National Park of Mozambique form the Great Limpopo Trans frontier. Mapungubwe National Park of South Africa, Tuli Circle Safari Area in Zimbabwe, and Northern Tuli Game Reserve of Botswana are integrated to form Limpopo-Shashe Trans frontier Park. This presents Vhembe with a great potential to grow in the tourism sector.

Vhembe is strategically located to SADC markets as it is easy for companies to access these markets through the three border gates found in Vhembe. The district has twinning agreement with Buhera municipality while Musina municipality with Beitbridge rural district council in Zimbabwe.

2.8 JUSTICE CLUSTER PRIORITIES ANALYSIS

2.8.1 Provision of safety and security

None reporting of fraud and corruption cases by the whistle blowers, minimal declaration of interest by employees, reluctance of vetting by employees are the main challenges in the district. All reported cases within the district municipality are investigated and the findings and recommendations are submitted to the Accounting officer for further action. The information for the establishment of the District Fraud Hotline has been gathered and Corruption awareness campaigns are conducted. All employees are encouraged to complete the declaration of interest forms.

Corruption and Fraud cases are very serious concern in SA. Research shows that 31% of reported cases are caused by bad morals and ethics, 25% caused by greedy and desire for self enrichment, 18% poverty and unemployment, 14% weak checks and balances and 12% Legacy of apartheid (Dept. Safety & Security, 2009).

South African Police Services (SAPS) has various programmes to combat corruption and fraud: managing perceived and actual level of corruption, Anti- Corruption operations across criminal justice system, the prevention, detection and investigation of corruption within SAPS, compliance with legislative obligations, stock theft program, building relationship with farming community, partnership with the community, Farm/Patrols and partnership with traditional leaders. The aim of the South African Police Service (SAPS) is to prevent, combat and investigate crime, maintain public order, protect and secure the inhabitants of South Africa and their property, and uphold law enforcement.

2.8.2 District safety & security activities

Dominating crimes in the district are as follows: Armed robbery, Common assault, Assault GBH, Unlicensed liquor stores, and Rapes, which are found to be caused by abuse of liquor, greediness, negligent and unemployment. Unlicensed liquor stores and vandalism of electrical cables are predominant at Makhado, Waterpoort and Thohoyandou and Musina by community members. The District crime management forum composed of various stakeholders is existing and operating however the lack of designated coordinator to the forum from SAPS is the main challenge.

SAPS establish the following programmes to manage crime in the district: Raiding of Shebeens, Speed arrest, Foot & Vehicle Patrols, Roadblocks, Partnership Policing, Door To Door Campaigns, Vehicle Checkpoints, Awareness Campaigns, Road Patrols, Monitoring Check-in Transit, visit to Financial Institutions, Operation Greedy Meetings, Operation Focus, Reduction of Illegal Fire Arms, monitoring of Liquor Outlets, mobilization of the Community, fight against crime and victim empowerment program. Structures for Community involvement in Policing are Reservists (SAPS), CPF (SAPS Act), Community Patrol Groups, Street Watches, Street Committees, Neighborhood Watches and Business Watches.

✓ **Community Safety Forums and Street committee**

Crime prevention in South Africa is based on the principles of community policing; that is, partnerships between the community and the SAPS. Partnerships between police officers (who are appointed as sector managers) and communities strengthen existing community policing forums (CPFs), which have been in place since 1993. Community Police Forum objectives according to Sec 18 of SAPS Act, 1995 (Act No 68 of 1995) are establishing and maintaining a partnership between the community and the Service, promoting communication between the Service and the community, promoting co-operation between the Service and the community in fulfilling the needs of the community regarding policing, improving the rendering of police services to the community at national, provincial, area and local levels, improving transparency in the Service and accountability of the Service to the community and promoting joint problem identification and problem-solving by the Service and the community.

✓ **Rural and Urban safety**

Government views the safety and security of the rural community in South Africa as a priority. The seriousness of continued acts of violence against the rural community, required from the South African Police Service to formulate a comprehensive and holistic strategy. The rural safety strategy aimed at addressing rural safety as part and parcel of an integrated and holistic day to day crime prevention approach, based on the principles of sector policing which addresses the needs of the entire rural community, including the farming community. Rural safety on the South African borderline will further be strengthened in terms of integrating and coordinating of local deployment along borderline operations to combat illegal cross border movement of people, goods and contraband.

✓ **Sector policing program**

Sector Policing means policing that focuses on small manageable sectors of a police station area and a tool to implement Community Policing. Its purpose is to perform targeted visible police patrols, ensure a rapid response to complaints, address crime generators, investigate

reported cases and provide a localized policing service to the community in accordance with their respective needs. In Vhembe district sector policing is visible however there is a need to strengthen the sector by establishing more sectors. There are 36 sectors of which 04 in Levubu are not fully functional.

✓ **Tourism safety**

The tourist areas that need security attention are Songozwi , Nwanedi, Mapungubwe and Pafuri. The main factors that negatively affect tourism safety in the district are insufficient registered tourist guides, not readily available sites security, vandalism of fence by the undocumented people around the area of Nwanedi, poor road conditions, pouching, racism, and tribalism at Makuleke game farm.

2.8.3 Correctional services

✓ **Rehabilitation and Community Integration programme**

The Correctional services in the district endow with Rehabilitation and Community Integration programme: Education and Training with accredited institutions, Recreational programs (League games, top 8 tournaments, choirs, traditional games (Malende) and religious program. Community re-integration programmes include Parole and Community service programmes.

2.8.4 Boarder management

There is a serious challenge of influx of undocumented people particularly in Makhado, Thohoyandou, Mutale and Musina area. Improving regional cooperation is required to improve efforts in combating of crime that has the potential to affect the Southern African region and the Continent. The SAPS is taking a leading role in defining the relationship between a local police station, borderline, port of entry and exit, and a police station in a neighbouring country. The SANDF satellites offices to be established along the border fence and the army to resume monitoring in order to assist SAPS in minimizing unlawful entry to the country.

2.8.5 Legal Services

Vhembe District municipality is complying with all the legislative frameworks that govern it and meeting time frames. The municipality has appointed a legal firm which deals with all its legal disputes that have to go to court. SAPS is complying with all legislations and upholding all standing orders.

✓ **By-laws**

The district has gazetted the following by-laws on the 24th October 2008 under gazette no. 1550: Tariff by-laws, Customer care, Credit Control, Debt control and Emergency Services, Water and Sanitation. Fire and Rescue By laws Gazetted 2009. The water and sanitation By law still has challenges when it comes to implementation.

✓ **Demarcations of magisterial courts and Police Stations**

Transformation on magisterial courts is a serious problem in the district, e.g. Tshilwavhusiku is still referring their cases at Thohoyandou whilst Makhado magistrate is in the same jurisdiction area. There are however approximately 18 magisterial courts and 1 high court in the district.

✓ **Risk management**

Poor rating of strategic and/or operational risks within the municipality, none functionality of the Risk management committee and capturing of all the identified risks on Barnowl risk management system are the major challenges in the district. The annual risk assessment profile has been approved and the quarterly updated risk register is available. The Risk management strategy has been reviewed and the risk management maturity assessment from national Treasury has been completed. The Risk committee Charter has been developed and approved by the audit committee and the risk awareness workshop are conducted.

2.9 SWOT ANALYSIS

Table 2.57: INTERNAL STRENGTH\MUNICIPALITY

MAKHADO	MUTALE	MUSINA	THULAMELA	VDM
Municipal Transformation and Organisational Development				
Approved Organogram	Approved Organogram	Approved Organogram	Approved Organogram	Approved Organogram
Employee assistance programme	-	Employee assistance programme	Employee assistance programme	Employee assistance programme
Policies and by laws	Policies and by laws	Policies and by laws	Policies & by laws	Policies and by laws
Occupational Health and Safety (OHS)	-	Occupational Health and Safety (OHS)	Occupational Health and Safety (OHS)	Occupational Health and Safety (OHS)
Organizational PMS in place	Organizational PMS in place	Organizational PMS in place	Organizational PMS in place	Organizational PMS in place
IT system in place	IT system in place	IT system in place	IT system is in place	IT system in place
Good governance and public participation				
Policies and by laws	Policies and by laws	Policies and by laws	Policies & by laws	Policies and by laws
Political stability	Political stability	Political stability	Political stability	Political stability
Established ward committees	Established ward committees	Established ward committees	Established ward committees	IGR Forums (Mayors, Municipal Managers, DDP forums)
Availability of Mechanism for public participation (Imbizo, Budget and IDP Consultation)	Availability of Mechanism for public participation (Imbizo, Budget and IDP Consultation)	Availability of Mechanism for public participation (Imbizo, Budget and IDP Consultation)	Availability of mechanism for public participation(Imbizo,Budget & IDP Consultation)	Availability of Mechanism for public participation (Imbizo, IDP Rep forum and Budget Consultation)

Table 2.57: INTERNAL STRENGTH\MUNICIPALITY

Table 2.57: INTERNAL STRENGTH\MUNICIPALITY				
MAKHADO	MUTALE	MUSINA	THULAMELA	VDM
Approval of IDP and Budget as per MFMA/MSA	Approval of IDP and Budget as per MFMA/MSA	Approval of IDP and Budget as per MFMA/MSA	Approved Budget as per MFMA/MSA	Approval of IDP and Budget as per MFMA/MSA
High Rated IDP Reviews	Medium IDP Reviews	High Rated IDP Reviews	Medium Rated IDP Reviews	Credible IDP
Established and functional Oversight, Portfolio Audit and Bid committees	Established and functional Oversight, Portfolio Audit and Bid committees	Established and functional Oversight, Portfolio Audit and Bid committees	Established & functional Oversight, Portfolio Audit & Bid committees	Established and functional Oversight, Portfolio Audit and Bid committees
Approved SDF	Approved SDF	Approved SDF	Approved SDF	Approved SDF
Availability of special programmes	Availability of special programmes	Availability of special programmes	Availability of special programmes	Availability of special programmes
Financial viability				
Availability of Risk Register	Availability of Risk Register	Availability of Risk Register	Availability of Risk Register	Availability of Risk Register
Availability of assets register	Availability of assets register	Availability of assets register	Availability of assets register	Availability of assets register
-	-	High Revenue Base	-	-
Basic services delivery and Infrastructure development				
Electrification License	-	Electrification License	-	-
Water Service SLA in Place	Water Service SLA in Place	Water Service SLA in Place	Water Service SLA in Place	Water Authority Status

Table 2.57: INTERNAL STRENGTH\MUNICIPALITY				
MAKHADO	MUTALE	MUSINA	THULAMELA	VDM
Available water sources and infrastructure	Available water sources and infrastructure	Available water sources and infrastructure	Available water sources and infrastructure	Available water sources and infrastructure
-	-	-	-	Water Service Authority
-	-	-	-	Availability of fire and rescue equipment & Infrastructure
-	-	-	-	Availability of Disaster Management Centers
Availability of Thusong Service Centers	Availability of Thusong Service Centers	Availability of Thusong Service Centers	Availability of Thusong Service Centers	Availability of Thusong Service Centers
Local Economic Development				
LED Strategy	LED Strategy	LED Strategy	LED Strategy	LED Strategies

Table 2.57: INTERNAL WEAKNESSES\MUNICIPALITY				
MAKHA DO	MUTALE	MUSINA	THULAMELA	VDM
Municipal Transformation and Organisational Development				
Lack of Office space	Lack of Office space	Lack of Office space	Lack of space	Lack of Office space
Shortage of Technical (Scarce)	Shortage of Technical (Scarce)	Shortage of Technical (Scarce) Skills	Shortage of Technical (Scare) Skills	Shortage of Technical (Scarce)

Table 2.57: INTERNAL WEAKNESSES\MUNICIPALITY

MAKHA DO	MUTALE	MUSINA	THULAMELA	VDM
Skills	Skills			Skills
Lack of Retention and Succession plan	Lack of Retention and Succession plan	Lack of Retention and Succession plan	Lack of Retention & Success plan	Lack of Retention and Succession plan
Inadequate implementation of policies and by-laws	Inadequate implementation of policies and by-laws	Inadequate implementation of policies and by-laws	Inadequate implementation of policies & by laws	Inadequate implementation of policies and by-laws
Inadequate implementation of Risk management plan	Inadequate implementation of Risk management plan	Inadequate implementation of Risk management plan	Inadequate implementation of Risk management plan	Inadequate implementation of Risk management plan
Non compliance to service standards	Non compliance to service standards	Non compliance to service standards	Non compliance to service standards	Non compliance to service standards
Financial Viability				
No Revenue Enhancement Strategy	-	No Revenue Enhancement Strategy	-	No Revenue Enhancement Strategy
Basic services delivery and Infrastructure development				
Aging infrastructure (Water, Sanitation)	Aging infrastructure (Water, Sanitation,	Aging infrastructure (Water, Sanitation, Electricity, Roads/Streets)	Ageing infrastructure (Water, Sanitation, Electricity, Roads/Streets)	Aging infrastructure (Water, Sanitation,

Table 2.57: INTERNAL WEAKNESSES\MUNICIPALITY

MAKHA DO	MUTALE	MUSINA	THULAMELA	VDM
n, Electricity, Roads/Streets)	Electricity, Roads/Streets)			Electricity, Roads)
Lack of operation and maintenance infrastructure plan	Lack of operation and maintenance infrastructure plan	-	Lack of operation & maintenance infrastructure plan	Lack of operation and maintenance infrastructure plan
-	-	-	-	Monitoring & Metering of Water system
-	-	-	-	Lack of road master plan
-	-	-	-	Non compliance to waste water quality standards
-	-	-	-	Water services by laws
-	Lack of Infrastructure management plan	-	Lack of infrastructure management plan	Lack of Infrastructure management plan

Table 2.58: EXTERNAL OPPORTUNITIES \ MUNICIPALITY

MAKHADO	MUTALE	MUSINA	THULAMELA	VDM
Basic Services Delivery And Infrastructure Development				

Table 2.58: EXTERNAL OPPORTUNITIES \ MUNICIPALITY

Table 2.58: EXTERNAL OPPORTUNITIES \ MUNICIPALITY				
MAKHADO	MUTALE	MUSINA	THULAMELA	VDM
-	-	-	-	-
Local Economic Development (LED)				
Land availability	Land availability	Land Availability	Land Available for future development	Land Availability
Tourism attraction areas (destinations)	Tourism attraction areas (destinations)	Tourism attraction areas (destinations)	Tourism attraction areas(destinations)	Tourism attraction areas (destinations)
Mining and Agricultural opportunities	Mining and Agricultural opportunities	Mining and Agricultural opportunities	Agriculture & Tourism opportunities	Mining and Agricultural opportunities
Favourable climatic conditions for Agriculture	Favourable climatic conditions for Agriculture	Favourable climatic conditions for Agriculture	Favourable climatic conditions for Agriculture	Favourable climatic conditions for Agriculture
-	-	Twining agreements (Beit-bridge District Council).	-	Twining agreements (Bhuhera ,India, UNIVEN)
Training support from various sectors	Training support from various sectors	Training support from various sectors	Tranning support from various sectors	Training support from various sectors
Good Communication and Transport network	Good Communication and Transport network	Good Communication and Transport network	Good communication & Transport network	Good Communication and Transport network
Good Governance and Public Participation				

Table 2.58: EXTERNAL OPPORTUNITIES \ MUNICIPALITY

MAKHADO	MUTALE	MUSINA	THULAMELA	VDM
Participation of sector department in Planning Forum	Participation of sector department in Planning Forum	Participation of sector department in Planning Forum	Participation of sector departments in Planning Forum	Participation of sector department in Planning Forum
Good working relations amongst stakeholders	Good working relations amongst stakeholders	Good working relations amongst stakeholders	Good working relations amongst stakeholders	Good working relations amongst stakeholders

Table 2.58: EXTERNAL NEGATIVES (THREATS)\ MUNICIPALITY

MAKHADO	MUTALE	MUSINA	THULAMELA	VDM
Basic Services Delivery and Infrastructure Development				
Delay in settling land claims and invasion	Delay in settling land claims and invasion	Delay in settling land claims and invasion	Delay in settling land claims and invasion	Delay in settling land claims and invasion
Illegal demarcation of sites	Illegal demarcation of sites	Illegal demarcation of sites	Illegal demarcation of sites	Illegal demarcation of sites
Illegal connections of services	Illegal connections of services	Illegal connections of services	Illegal connections of services	Illegal connections of services
Theft and Vandalism of infrastructure	Theft and Vandalism of infrastructure	Theft and Vandalism of infrastructure	Theft & Vandalism Infrastructure	Theft and Vandalism of infrastructure
Illegal immigrants	Illegal immigrants	Illegal immigrants	Illegal Immigrants	Illegal immigrants

Table 2.58: EXTERNAL NEGATIVES (THREATS)\ MUNICIPALITY

MAKHADO	MUTALE	MUSINA	THULAMELA	VDM
Protests and Violence	Protests and Violence	Protests and Violence	Protests & Violence	Protests and Violence
Poor workmanship	Poor workmanship	Poor workmanship	Poor workmanship	Poor workmanship
Inadequate water infrastructure in municipal areas	Inadequate water infrastructure in municipal areas	Inadequate water infrastructure in municipal areas	Inadequate water infrastructure in municipal areas	Inadequate water infrastructure in municipal areas
Health and Environment				
Deforestation	Deforestation	Deforestation	deforestation	Deforestation
Pollution	Pollution	Pollution	Air & noise pollution	Pollution
Climate change	Climate change	Climate change	Climate change	Climate change
Lack of scare skills	Lack of scare skills	Lack of scare skills	Lack of scare skills	Lack of scare skills
Land claims & delay in settling claims	Land claims & delay in settling claims	Land claims & delay in settling claims	Land claims & delay in settling claims	Land claims & delay in settling claims
Illegal demarcation of sites	Illegal demarcation of sites	Illegal demarcation of sites	Illegal demarcation of sites	Illegal demarcation of sites
Natural Disasters (Drought, floods, veldfires, Storms, Landslides)	Natural Disasters (Drought, floods, veldfires, Storms, Landslides)	Natural Disasters (Drought, floods, veldfires, Storms, Landslides)	Natural Disasters(Drought,Floods,Veldfires,Storms,Landslides)	Natural Disasters (Drought, floods, veldfires, Storms, Landslides)
Prevalence of HIV/AIDS, Malaria and TB	Prevalence of HIV/AIDS, Malaria and TB	Prevalence of HIV/AIDS, Malaria and TB	Prevalence of HIV/AIDS, Malaria and TB	Prevalence of HIV/AIDS, Malaria and TB

Table 2.58: EXTERNAL NEGATIVES (THREATS)\ MUNICIPALITY

MAKHADO	MUTALE	MUSINA	THULAMELA	VDM
Illegal dumping	Illegal dumping	Illegal dumping	Illegal dumping	Illegal dumping
Local Economic Development (LED)				
Illegal public transport operations	Illegal public transport operations	Illegal public transport operations	Illegal public transport operations	Illegal public transport operations
Poverty and Unemployment	Poverty and Unemployment	Poverty and Unemployment	Poverty & Unemployment	Poverty and Unemployment
Stray Animals	Stray Animals	Stray Animals	Stray Animals	Stray Animals
Labour unrest	Labour unrest	Labour unrest	Labour unrest	Labour unrest
Low literacy rate	Low literacy rate	Low literacy rate	Low literacy rate	Low literacy rate

The SWOT analysis of the district shows that municipalities within the district have everything to make them a huge South African success story and that the weaknesses can be addressed through political and administrative will. It also reveals that the focus should be broadened to facilitate economic growth through visionary approach and commitment.

SECTION 3: VISION

VISION

A Developmental Municipality focusing on Sustainable Service Delivery and Socio-Economic Development towards an Equal Society.

SECTION 4: MISSION

MISSION

“To be an accountable and community driven municipality in addressing poverty and unemployment through sustainable socio-economic development and service delivery.”

SECTION 5: STRATEGIC OBJECTIVES, INDICATORS/ STRATEGIES AND TARGETS

5.1 Infrastructure Cluster

Table 5.1: Infrastructure cluster strategic objectives and indicator/strategies/ targets.

KPA	Priority/Focus Area	Strategic Objectives	Key Performance Indicators/ Strategies	Unit of Measurement	Annual Projected Target: 2013/2014
Basic Service Delivery	Water Supply	To improve access to services through provision, operation and maintenance of economic and social infrastructure by 2015	Provide water services above RDP standard	Number of connections	4000
			Provide Water services at RDP Standard	Number of households connected	15 583
			Review Water Service Development Plan	Number of plans reviewed	1
			Develop water by-laws and take legal action to defaulters (Illegal connections) to address water loss.	Number of bylaws developed	1
				% of defaulters penalized	100%
			Conduct water awareness campaigns	Number of campaigns	12
			Refurbishment of Weirs and reservoirs	Number of weirs refurbished	1
				Number of reservoirs refurbished	7
			Operation & Maintenance water purifications plants	Number of Plants maintained	5
Drilling and equipping of boreholes	Number of new boreholes drilled	30			

KPA	Priority/Focus Area	Strategic Objectives	Key Performance Indicators/ Strategies	Unit of Measurement	Annual Projected Target: 2013/2014
				and equipped	
			Implement Water Demand Management and Cost Recovery strategy	Number of bulk meters installed	30
				Number house meters installed	1500
	Sanitation	To improve access to services through provision, operation and maintenance of economic and social infrastructure by 2015	Provision of VIP toilets,	Number of units	4000
			Refurbishment of sewage works and sewage ponds	Number of sewage works refurbished	1
				Number of ponds refurbished	2
	Coordination of Housing	To improve access to services through provision, operation and maintenance of economic and social infrastructure by 2015	Facilitate establishment of housing with local municipalities, COgHSTA and other stakeholders	Number of coordination meetings held	4
	Coordination of Electricity supply	To improve access to services through provision, operation and maintenance of economic and social infrastructure by 2015	Facilitate electrification of households and Upgrading of electricity supply to businesses	Number of coordination meetings held	4

5.2 Governance and Administration Cluster

Table 5.2: G&A strategic objectives and indicators/strategies/ targets

KPA	Priority/Focus Area	Strategic Objectives	Key Performance Indicators/ Strategies	Unit of Measurement	Annual Projected Target: 2013/2014
Municipal Institutional Development and Transformation	Organizational structure and appointment (OD)	To establish an efficient and productive administration that prioritizes service delivery	Filling of 64 budgeted vacant posts	Number of posts filled	64
			Develop 1 organizational change management strategy by 30 Sept 2013	Number of strategies developed	1
	Employment Equity and		Facilitate job evaluation process with SALGA through submission of 200 job descriptions	Number of job descriptions submitted	200
	Skills development		Facilitate training of 60 employees on chronic illnesses	Number of employees trained	60
			Send 60 employees for medical surveillance,	Number of employees sent for surveillance	60
	OHS		Provision of personal protective equipment to 460 employees	Number of employees provided with protective clothing	460

KPA	Priority/Focus Area	Strategic Objectives	Key Performance Indicators/ Strategies	Unit of Measurement	Annual Projected Target: 2013/2014
			Develop 1 attendance and absenteeism policy	Number of policies Developed policies by 30 September 2013	1
	Labour relation		Resolve all (100%) reported labour dispute	% of cases reported and resolved	100%
			Conduct 4 workshops on disciplinary procedures	Numbers of employees trained	4
	Employment Assistance Programme (EAP)		Assessment and provision of 100% short term intervention to all reported cases	% of reported cases	100%
			Conduct 100% referrals to relevant institutions	% referrals of reported cases	100%
			Conduct 3 trainings on life skills programmes	Number of trainings	3
			Implement 100% leave without pay on all reported cases	% of reported cases	100%
	PMS (Individual PMS)		Develop 1 PMS policy	Number of Developed policies by 30 Sept 2013	1
			Cascade PMS to all levels by ensuring that 1 900 employees	Number of employees with signed	1900

KPA	Priority/Focus Area	Strategic Objectives	Key Performance Indicators/ Strategies	Unit of Measurement	Annual Projected Target: 2013/2014
			sign performance agreements	PAs by 30 July 2013	
			Facilitate 4 quarterly assessments	Number of assessments facilitated	4
			Conduct 4 PMS workshops	Number of workshops	4
	Information Technology		Implement security access control through installation of 1 system	Number of systems installed	1
			Upgrade Bandwidth from 512k to 2MB,	Number of bandwidth upgraded	1
			100% Maintenance of intranet and internet,	Up time on interment and intranet	100%
			Conduct 4 trainings on intranet usage and messaging system.	Number of trainings conducted	4
			Conduct 4 training on record management	Number of trainings conducted	4
			Registration of 15 municipal sites	Number of sites registered	15
Good Governance and Public Participation	Council Support	To promote a culture of accountability, participatory, responsiveness, transparency and clean governance	Facilitate 5 Council meetings	Number of meetings	5
			Facilitate 5 Mayoral Committee Meetings	Number of meetings	5
			Facilitate 5 Portfolio Committee Meetings	Number of meetings	5
			Facilitate 48	Number of	48

KPA	Priority/Focus Area	Strategic Objectives	Key Performance Indicators/ Strategies	Unit of Measurement	Annual Projected Target: 2013/2014
			Management Meetings	meetings	
			Facilitate 4 LLF Meetings	Number of meetings	4
	Intergovernmental Relations (IGR)		Coordinate district mayors Forum	Number of forum meetings	4
			Coordinate District Technical Forums	Number of forum meetings	4
			Coordinate all cluster meetings	Number of cluster meetings	16
	Audit Committee		Conduct Audit Committee meetings,	Number of meetings	4
			Compile Audit Committee reports	Number of reports	4
			Compile annual Audit Committee reports	Number of reports	4
	Internal Audit		Compile Internal Audit reports	Number of charters reviewed	4
			Conduct District Internal Audit Forum	Number of plans meetings	4
			Review audit committee charter	Number of charters reviewed	1
	Internal Audit		Review Audit methodology	Number of audit methodologies reviewed	1
			Review internal audit charter	Number of Reviewed	1

KPA	Priority/Focus Area	Strategic Objectives	Key Performance Indicators/ Strategies	Unit of Measurement	Annual Projected Target: 2013/2014
	Risk, Fraud and Corruption			audit charters	
			Conduct Annual Risk Assessment	Number of risk assessments	1
			Host Risk Management Committee meetings,	Number of meetings	4
			Review Risk Management Committee charter & framework,	Number of charters and frameworks reviewed	1
			Compile Risk assessment report.	Number of reports	4
			Conduct Anti- Fraud and Corruption workshops	Number of awareness workshops	4
			Compile reports, monthly reports from the Services Provider & Investigation reports	Number of reports	12
			Review of Anti-Fraud and Corruption Policy.	Number of policies reviewed	1
Good Governance and Public Participation	Auditor General Findings	To promote a culture of accountability, participatory, responsiveness, transparency and clean governance	Resolve all issues raised by the AG	Number of findings resolved	31
	Communication		Conduct quarterly researches	Number of researches	4
			Conduct District Communicators Forum,	Number of meetings	4
			Conduct Communication	Number of conferences	1

KPA	Priority/Focus Area	Strategic Objectives	Key Performance Indicators/ Strategies	Unit of Measurement	Annual Projected Target: 2013/2014
			Conference		
			Conduct Public participation events	Number of Participation events	4
			Conduct the State of the District Address	Number of events	1
			Produce quarterly brochures & newsletter	Number of brochures	4
				Number of news letters	4
			Advertise on National Magazines,	Number of adverts	1
			Advertisement on print media	Number of adverts	4
			Make Radio adverts	Number of adverts	10
	Thusong service centre		Convene Local Inter-sectorial Steering Committee meeting	Number of meetings	6
			Coordinate Service Awareness meetings	Number of meetings	6
	IDP		Production of Approved IDP Review document	Number of document	1
			Production of IDP framework	Number of framework	1
			Production of IDP process plan	Number of plan produced	1
			Production of corporate calendar	Number of Calendar	1
			Conduct IDP Rep	Number of	4

KPA	Priority/Focus Area	Strategic Objectives	Key Performance Indicators/ Strategies	Unit of Measurement	Annual Projected Target: 2013/2014
			Forum	forum	
			Conduct IDP/Budget Consultative	Number of consultative meeting	4
			Conduct Distract Development Planning Forum	Number of meetings	4
Municipal Financial Viability and Management	Budget	To ensure sound financial management of municipality by 2013/14	Prepare annual budget	Number of approved budgets	1
			Prepare financial statements that present the financial position, results and cash flow of the municipality	Number of financial statements	1
			Prepare and submitting of monthly, quarterly, midyear and annual reports on budget implementation as required by MFMA.	Number of reports	12
			Conduct the reviewal of the financial management policies and ensure approval by council	Number of Reviews conducted	1
			Review Revenue enhancement strategy	Number of strategies reviewed	1
	Facilitate the updating of the		Number of Updated	1	
	Revenue Management				

KPA	Priority/Focus Area	Strategic Objectives	Key Performance Indicators/ Strategies	Unit of Measurement	Annual Projected Target: 2013/2014
			indigent register	indigent registers	
			Establishment of Pay points	Number of pay point	2
	Expenditure Management		Preparation and reviewal of creditors reconciliation	Number of reconciliations	12
			Monitoring the creditors age analysis	Numbers of reports	12
			Ensure that payments are made within 30 days from the day of receiving valid tax invoice	Number of days taken to process the payments	30
	Supply Chain Management		Process formal quotations request & order within 03 days,	Number of days taken to processes formal quotations	3days
			Award tenders within 90 days	Number of days taken to award a tender	90days
			Conduct monthly inventory reconciliations	Number of reconciliations	12
			Prepare quarterly procurement statistics	Number of reports	4
	Asset Management		Verify property, plant and equipment twice a year	Number of assets count conducted	2
			Write-off all assets	Number write	1

KPA	Priority/Focus Area	Strategic Objectives	Key Performance Indicators/ Strategies	Unit of Measurement	Annual Projected Target: 2013/2014
			which are no longer in use	off events held	
			Dispose all assets that are no longer in use	Number of disposal events held	1
			Assets register reconciliation	Number of reconciliations	12

5.3 Social cluster

Table 5.3: Social cluster strategic objectives and indicators/strategies/ targets

KPA	Priority/Focus Area	Strategic Objectives	Key Performance Indicators/ Strategies	Unit of Measurement	Annual Projected Target: 2013/2014
Basic Service Delivery	Primary Health care	To provide effective primary, environmental Health Care and emergency services	Review the 2014/2015 District Operational Plan,	Number of plans reviewed	1
			Develop M&E plan by 30 Sept 2013	Number of plans developed	1
			Conduct 8 HAST awareness campaigns and trainings	Number of awareness campaigns	8
				Number of trainings	4
			Conduct meetings for DACTC and DAC	Number of meetings	8
			Distribution of condoms and condotainers	Number of condoms distributed	6000

KPA	Priority/Focus Area	Strategic Objectives	Key Performance Indicators/ Strategies	Unit of Measurement	Annual Projected Target: 2013/2014
	Environmental Health Services.		Conduct Inspections on waste disposal facilities	Number of inspections	20
			Conduct environmental health awareness campaigns.	Number of campaigns	40
			Develop Air Quality plan.	Number of plans	1
			Conduct Inspections on sources of air pollution	Number of inspections	40
			Conduct inspections of food and nonfood premises.	Number of inspections on nonfood premises	1600
				Number of inspections on food premises	3000
			Sampling of food, water and air pollution sources	Number of water samples	80
				Number food samples	20
				Number air samples	12
			Fire and Rescue Services	Conduct business and government building inspections	Number of inspections
	Assess business building plans for compliance			% of building plans assessed	100%
	Respond to all reported incidents			% response	100%
	Conduct fire training and awareness campaigns			Number of trainings	40
				Number of	40

KPA	Priority/Focus Area	Strategic Objectives	Key Performance Indicators/ Strategies	Unit of Measurement	Annual Projected Target: 2013/2014
				awareness campaigns	
	Disaster management provision		100% response to disaster incidents	% responses to incidents	100%
			Establishment of call center	Functional call center	1
			Conduct disaster seminar by 31 December 2013	Number of seminars	1
			Conduct workshops with the role players.	Number of workshops	2
			Conduct disaster management campaigns	Number of awareness campaigns	4
			Coordinate Establishment of disaster ward committees	Number of coordination meetings	4
	Sports , Arts And Culture	To promote active citizenry and social compact through community safety, education, sport, arts and culture	Coordinate District sporting councils meetings,	Number of meetings	4
			Coordinate District Arts and culture Councils meetings.	Number of meetings	4
			Facilitate district sporting activities	Number of events	7
			Facilitate arts & culture activities	Number of events	4
			Conduct Sports, Arts & Culture awareness campaigns	Number of campaigns	4
			Cascade District Special Developmental Plan to Ward level	Number of plans cascaded	1
	Special programmes	To promote active citizenry and social compact through	Conduct empowerment events for each focus group	Number of events	4

KPA	Priority/Focus Area	Strategic Objectives	Key Performance Indicators/ Strategies	Unit of Measurement	Annual Projected Target: 2013/2014
		community safety, education, sport, arts and culture	Develop strategy that addresses child labour by 30 June 2014.	Number of strategies	1
			Establish Morale regeneration forums at District, local and ward by 30 June 2014.	Number of forums	4
			Conduct public awareness campaigns	Number of campaigns	4
	Executive Mayor's bursary fund		Awarding of bursary to the needy learners by the end of the financial year	Number of applicants awarded with bursaries	60

5.4 Economic Cluster

Table 5.4: Economic cluster strategic objectives and indicators/strategies/targets

KPA	Priority/Focus Area	Strategic Objectives	Key Performance Indicators/ Strategies	Unit of Measurement	Annual Projected Target: 2013/2014
Local Economic Development (LED)	Enterprise development (SMMEs)	To create enabling environment to attract investment to generate economic growth and job creation	Number of SMMEs benefited from supply Chain procurement system	Number of SMMEs benefited	144
			LED programmes introduced and implemented.	Number of LED programmes introduced & implemented	13

KPA	Priority/Focus Area	Strategic Objectives	Key Performance Indicators/ Strategies	Unit of Measurement	Annual Projected Target: 2013/2014
			SMMEs supported and empowered through LED initiatives	Number of SMMEs	59
	EPWP		EPWP Jobs created	Number of jobs	7980
			Transferred of accredited and non-accredited skills	Number of EPWP Beneficiary and/or certificate	7980
			Identification of Vukuphile leaners contractors	Number of leaners contractors	10
			Identified Vukuphile supervisory learnership	Number of supervisory learnership	10
	Spatial planning	To ensure transformation of Human Settlements into integrated settlements through sound spatial development planning and governance	SDF Reviewal and implemented	% compliance to SDF	100%
				SDF Reviewed	1
			Land Development summit hosted	Number of summit	1
			Land forum conducted	Number of forum	4
			Facilitate demarcation of site	Number of site	990
	Geo-spatial technology (GIS)	To establish an efficient and productive administration that prioritizes delivery	GIS programmes	Number of exhibition	4
			Shape-File creation (Projects Coordinates)	Number of mapped shape files	25

KPA	Priority/Focus Area	Strategic Objectives	Key Performance Indicators/ Strategies	Unit of Measurement	Annual Projected Target: 2013/2014
			Reduction in unknown projects location	% Reduction in unknown projects location	100%
	Transport and logistics management	To ensure mobility through the implementation of an effective public transport system	Developed Road management system	Number of system	1
			Hosting of Public transport month programme	Number of programme	4
			Number of transport organized formations empowered	Number empowered	12

5.5 Justice Cluster

Table 5.5: Justice cluster strategic objectives and indicators/strategies/targets

KPA	Departmental Focus Area	Strategic Objectives	Key Performance Indicators/ Strategies	Unit of Measurement	Annual Projected Target: 2013/2014
Basic Service Delivery	Safety and security	To promote active citizenry and social compact through community safety, education, sport, arts and cultur	Conduct crime awareness campaigns.	Number of campaigns	4
			Conduct crime management forums	Number of forums	4
			Conduct workshops on crime prevention	Number of workshops	2

Municipal Institutional Development and Transformation	Legal Services	To establish an efficient and productive administration that prioritizes delivery	Promulgates all the relevant by-laws needed	Number of by-law promulgated	
			Represent the municipality legally in all litigations	% representations	100%
			Issue legal advice as and when it is needed	% of legal advice given	100%

SECTION 5.1: SPATIAL DEVELOPMENT FRAMEWORK AND RATIONALE

5.1.1 Spatial Development Framework (SDF)

Limpopo Province has developed Provincial Spatial Rationale which has identified settlement hierarchy for the whole Province and also makes provision for settlement hierarchy for Vhembe District Municipality. The Spatial Rationale highlighted the settlement hierarchy based on the classification of individual settlements (i.e. towns and villages) in which the hierarchy is characterized as follows:

First order settlement (Growth Points) which are further characterized into three categories i.e.

- ◆ Provincial Growth Point;
 - ◆ District Growth Point;
 - ◆ Municipal Growth Point;
- Second Order Settlements (Population Concentration Point);
 - Third Order Settlement(Local Service Points);
 - Fourth Order Settlement(Villages Services Areas);
 - Fifth Order Settlement (Remaining Small Settlements);

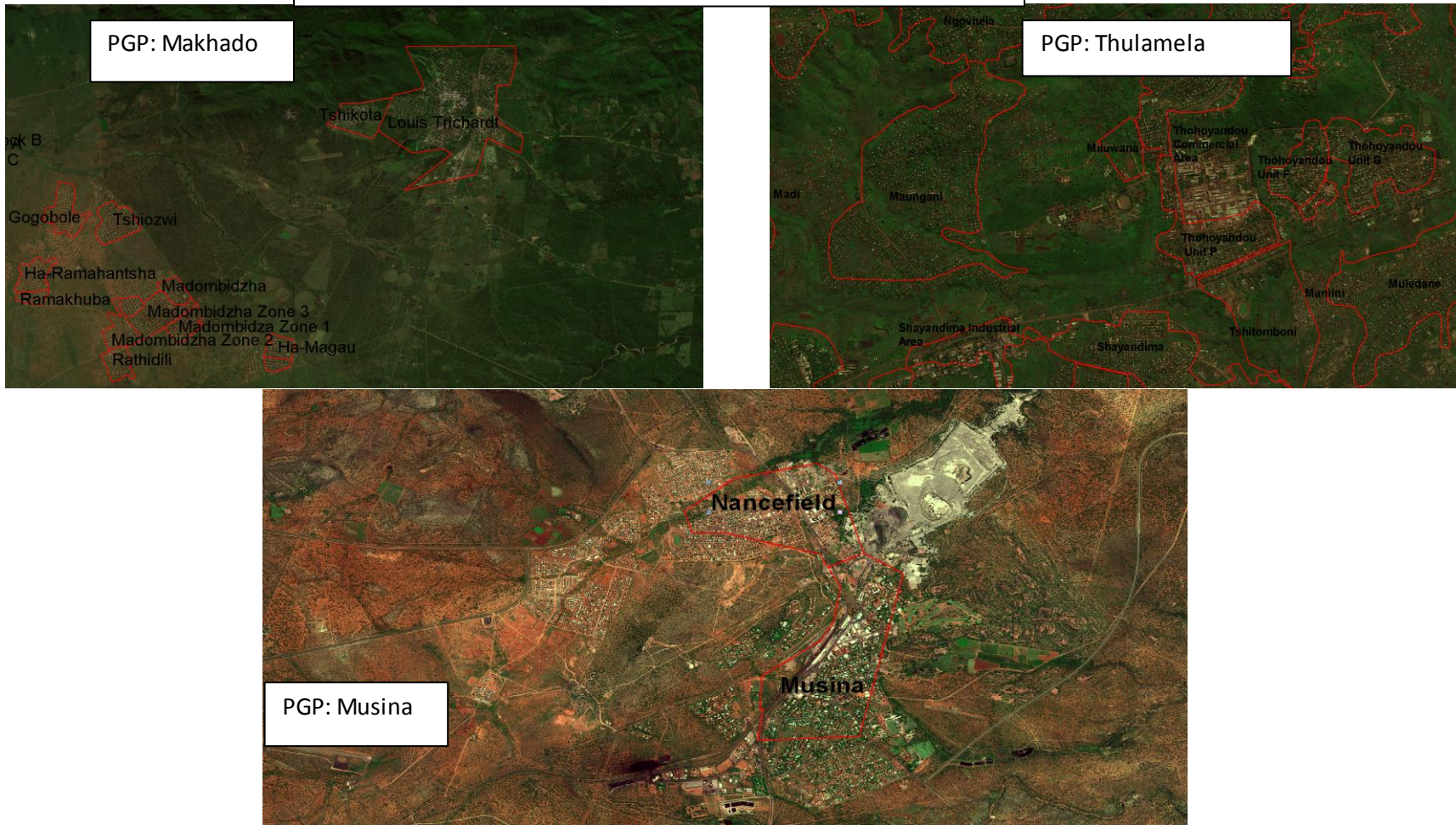
Settlement Clusters indicate priority development areas/ nodes in which primarily first order settlement and second order settlements are identified. Growth Points are therefore the highest order in the settlement hierarchy, with population concentration points being the second order in the settlement hierarchy. The Vhembe District Municipality Spatial Development Framework comprises of the following key development priority areas (*refer to the map: figure 5.1*).

Tables 5.6 below indicate that Makhado and Thulamela Municipality have more key developmental priority areas than Musina and Mutale Municipality.

Table 5.6: District key Development Priority Areas

GROWTH POINTS	MUSINA MUNICIPALITY	MAKHADO MUNICIPALITY	MUTALE MUNICIPALITY	THULAMELA MUNICIPALITY
Provincial Growth Point	Musina	Makhado	—	Thohoyandou
District Growth Point	—	Elim/Waterval	—	Sibasa and Malamulele
Municipal Growth Point	—	Vuwani, Dzanani, and Hlanganani/Bungeni	Tshilamba/ Tshandama and Masisi	Mhinga
Local Service Point	Tshipise	Vleifontein, Waterpoort, Valdezia, Oliphanthoek and Manyuka	—	Lwamondo Ext/Dzwerani, Phaphazela and Xikhundu

Figure 5.1 District key development areas



5.1.2 Proposed Development Corridor (refer to the map)

- Tshipise Corridor- from Tshipise to Sanari
- Shadani/ Makuya Corridor- from Shadani to Makuya
- Makhado to Messina- Along road N1 North Makhado
- Punda Maria Corridor- Along road R524 East of Makhado to Thohoyandou
- Makhado to Capricorn- Along road N1 South of Makhado to Polokwane
- Makhado to Elim- Road R578 south east of Makhado to Giyani
- Elim to Vuwani- From Elim heading East through villages to Vuwani
- Dzanani to Sibasa- Along road R52 east of Dzanani to Sibasa

5.1.3 Tourism Sector within the District

This are areas within the district which forms part of the four Local Municipalities in which provision of infrastructure should also be prioritized to these areas to attract tourist. Amongst these areas includes: Dongolo Trans-National Park, Soutpansberg Conservation, Nwanedi Nature reserve, Baobab Nature Reserve, Kruger National Park, Langjan Nature reserve, Happy Rest Nature Reserve and Honnet Nature Reserve.(*refer to the map*) Moreover, Municipal boundaries have created artificial barriers that cut across geographical areas, which should normally be regarded as tourism destinations. Amongst those Tourist destination areas includes the following areas:

- The “**Venda Heartland**”. This will be proposed as an important destination and attractions or products such as Dzata, Lake Fundudzi, Thate Vondo Forest and Phiphidi Waterfall, for example, actually lie within the three separate Local Municipalities of Makhado, Thulamela and Mutale. If Tshipise is regarded as a component of this destination then Musina Local Municipality would also be involved.
- There are also **Rock Art, Archaeological and Historical Routes** that falls within four Local Municipalities within Vhembe would need to be involved as well as Blouberg Municipality where the Makgeng is a critical part of the rock art attractions and Kruger National Park as the custodian of the Thulamela Archaeological site.
- The proposed new **Gate into Kruger Park at Shangoni** would physically be in the Thulamela Local Municipality and yet the main access road would be via Giyani that falls under Greater Giyani Local Municipality.
- **Middle Letaba Dam** is also a “border-line” case with the northwest (left) bank being in Makhado Local Municipality and the south-east falling within Greater Giyani. Future planning of any waterside resorts or facilities would need to ensure adequate consultation and joint planning.

5.1.4 Significance Mineral Occurrence

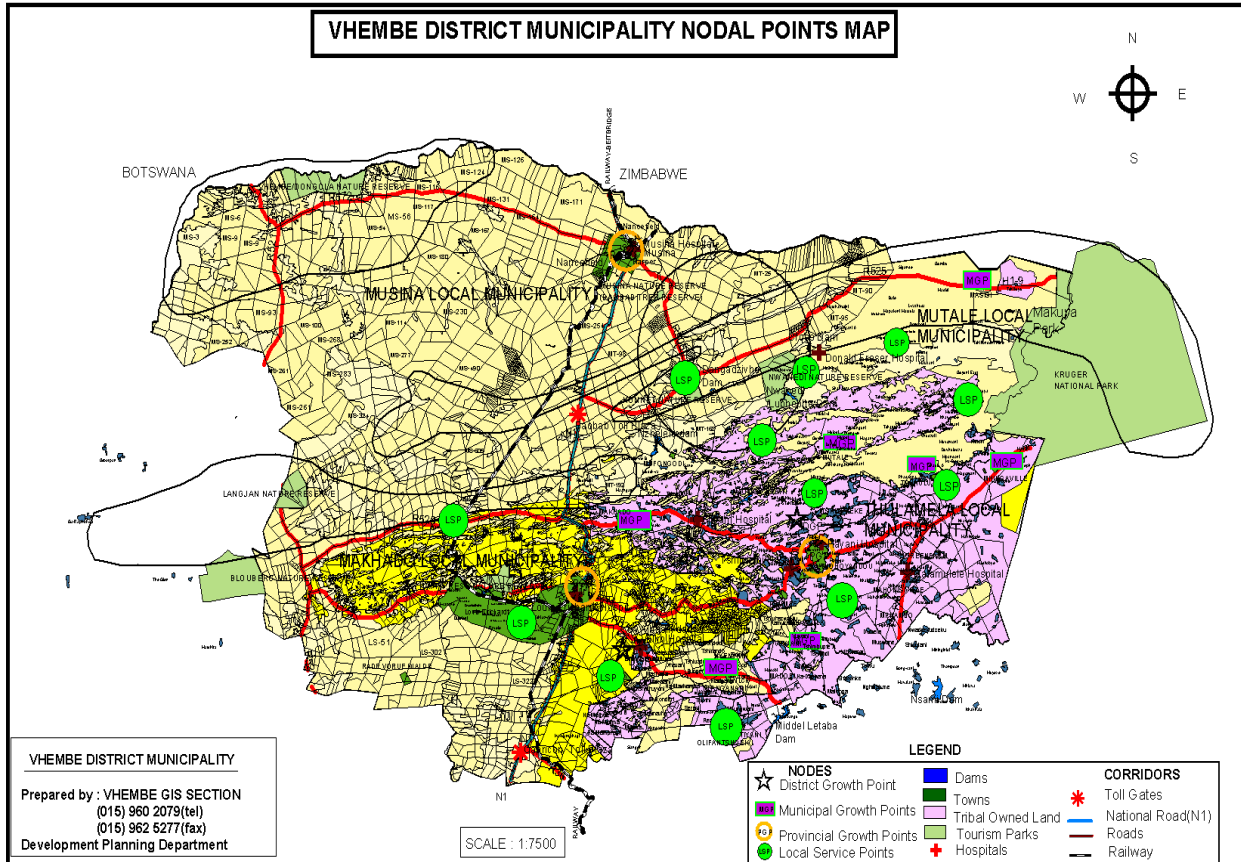
The most important mineral occurrences and zones in the Vhembe District include:

- Beit Bridge Complex / Limpopo Belt which hosts a number of minerals, the most important of which include: Iron, Dolomite, Diamonds, Marble and Graphite.
- The Tuli, Mopane, Tshipise and Pafuri coal fields;
- Tshipise magnesite field;
- Mussina copper;
- Schiel Complex; and
- Soutpansberg group host a number of minerals associated with corundum, feldspar, garnet, graphite, kieselguhr, limestone, phosphates and talc.

5.1.5 Significant Agricultural Occurrence

Vhembe District Municipality generates an intermediate contribution towards the provincial agriculture sector (11.1% in 1980 and 18.6% in 1994). The most important agricultural commodities are nuts (about 50% of provincial production), and subtropical fruit (26% of provincial production). The most important production area for these commodities is the Levubu Valley (*Refer to the SDF map: Figure 5.2.*)

Figure 5.2: Nodal Points Map



SECTION 5.2: BASIC SERVICE DELIVERY

5.2.1 Basic Services

Water Services

Water will be supplied from the source (surfaced and underground) or raw water and treated at Water Treatment Works (WTW). Water from WTW will be distributed to several command Reservoirs and then distributed to local Retail Reservoirs which will all metered.

The Water Service Providers (SP e.g. Thulamela) will then supply to various households through various methods e.g. RDP standard or High level of service which is household connection. Households, businesses and any money generated agency will be expected to pay for any water services so that operation and maintenance could be performed.

5.2.1.1 Free Basic Services

Free Basic Water will only be given to a household with a total combine salary which is less than R1 100.00. The relevant Service provider in the area will give Free Basic Water. All communities and household connected to the water service system will get free 6000 L/Months. All communities getting supply from the boreholes using diesel engines are regarded as free water beneficiaries and those supplied by Tankering are regarded as FBW. All VIPs toilets are regarded as Free Basic Sanitation.

5.2.1.2 The Indigent Policy

The indigent Registers are developed from local municipalities and Vhembe District municipality then integrate all the register. The Indigent policy developed in 2003 state that all households who qualified to be registered under the Indigent Register will get Free Basic Sanitation. All water services systems using the supply from boreholes diesel are regarded as FBS.

SECTION 5.3: LOCAL ECONOMIC DEVELOPMENT

5.3.1 Purpose

Local Economic Development (LED) strategy aims to provide the District with the following:

- A strategically focused local economic development profile
- Methods to enhance co-ordination, integration and participation in local economic development
- Learning tool/s for the sharing of lessons learnt from the project
- A local economic development plan, and
- Sustainable and commercially viable business opportunities appropriately packaged for investment.

The underlying principle is the fact that a gap exists between the existing levels of development and the potential level of development. In order to bridge this gap in the Vhembe District effectively with this LED strategy, the following aspects will be addressed:

- A sectoral composition profile
- Identification of latent development potential per municipality
- Identify opportunities for SMME development per municipality
- An institutional analysis
- An analysis of the main economic linkages per municipality

Existing urban/rural nodes	Proposed nodal expansions
Conservation areas	Tourism corridors
Corridor development	Commercial activities
Regional linkages	Comparative advantages
Sectoral linkages	Resource base

5.3.2 Opportunities of Agricultural Sector per Municipality

Table 5.7 to 5.10 below shows opportunities of agricultural sector per municipality in the district .

Table 5.7: Opportunities of Agricultural Sector in Musina

Existing Development	Potential opportunities
Existing production: vegetable, Oranges, cabbages, tomatoes, mopani worms, watermelons	Extracting oil from avocado; Animal feed production; Beauty products; Vegetable processing; Juice marking; Nut processing; Sun dried tomatoes; Tomato jam, purees, paste etc.; Canned vegetables; Organic farming; Processing of mopani worm; Watermelons (vegetables to be clustered); Baobab seed processing; Medicinal plants
Existing livestock farming (cattle, poultry etc)	Dairy production; Leather production; Poultry processing; Establishment of abattoirs
Mechanization	Letting of farming implements; Agriculture input services

Table 5.8: Opportunities of Agricultural Sector in Mutale

Existing Development	Potential opportunities
Abundance of marula	Marula tree nurseries; Production of natural laxatives; Production of marula beer
Existing livestock Farming (cattle, goats poultry)	Establishment of abattoirs; Meat processing plant; Dairy processing from goat milk
Growing demand for potato products	Processing of potatoes
Existing small scale production of bananas, papayas, mangoes, tomatoes	Fruit processing; Vegetable processing; Juice manufacturing; Fresh produce market
Abundance of Forestry	Expansion of saw mill; Carpentry and coffin making; Carpentry cluster; Baobab seed processing; Medicinal plants

Table 5.9: Opportunities of Agricultural Sector in Thulamela

Existing development	Potential opportunities
Abundance of oil producing & Crops such as avocados	Bio-diesel production; Oil extraction from avos
Existing production of mangoes, oranges, tomatoes	Fruit processing (Achaar etc.); Vegetable processing; Fresh produce market
Water sources	Aquaculture establishment; Stavia and sugar cane around Nandoni Dam
Existing livestock farming (cattle, goats, poultry)	Abattoirs establishment; Meat processing; Dairy processing from goat milk
Forestry cluster	Expansion of saw mill; Carpentry and coffin

	making; Carpentry cluster; Medicinal plants; Tea production ; Mushroom harvesting
--	--

Table 5.10: Opportunities of Agricultural Sector in Makhado

Existing development	Potential opportunities
Existing water sources	Aquaculture production
Existing livestock (cattle, goat, milk)	Abattoir establishment; Meat processing; Dairy processing
Existing production of bananas, mangoes, citrus, tomatoes, garlic and pepper, avocado oil production	Fruit processing (achaar); Fresh produce market; Macadamia nut processing and packaging plant; Organic farming
Forestry cluster: Bee farming	Wood for construction industry; Furniture manufacturing; Medicinal plants

5.3.3 Key constraints that need to be addressed in Agricultural sector.

Some of the key constraints that need to be addressed in Musina’s agricultural sector are:

- Transport of perishable goods, Lack of production facilities, Lack of initial capital, Lack of marketing, Lack of access to producers (Emerging farmers), Distance to market, Consistency of supply of raw materials, Competition from imports, Age of people employed in the agri-industry and Access for tourists to agricultural attractions

Constraints that need to be addressed in Mutale’s agricultural sector are:

- Lack of production facilities, Scale of production and quality control, Lack of initial capital, Disease outbreaks, Skilled Labour, Distance to markets, Lack of market awareness, Lack of commercial production facilities, Proper soil and climate, Age of people employed in the agri-industry and Access for tourists to agricultural attractions

Constraints that need to be addressed in Thulamela’s agricultural sector are:

- Lack of access to capital to fund the start- up cost of capital intensive agro processing project, Lack of skilled workers for management and growth of project, Lack of market for produce due to rigorous demands of private companies, High cost of transport for a bulky items, Land claims on the area, The lack of skills and experience, The lack of formalized, organized, reliable freight transit for perishable goods, The lack of market access particularly for livestock farmers, Age of people employed in the agri-industry and Access for tourists to agricultural attractions

Constraints that need to be addressed in Makhado’s agricultural sector

- Land claims on the area, Lack of access to initial capital, Lack of marketing, Lack of infrastructure for small scale farmers, Age of people employed in the agri-industry and Access for tourists to agricultural attractions

Some of the constraints are being addressed, e.g., training has been offered to 35 farmers and a fresh produce market is in the pipeline.

5.3.4 Mineral Potential

The Vhembe District Municipality has a diverse and rich mineral potential that is the basis of forming a strong and sustainable mining industry cluster. Mineral occurrences zones in the Vhembe District include:

- Limpopo belt, The Tuli, Mopane, Tshipise and Pafuri coal fields, Tshipise magnesite field, Musina copper, Schiel complex, Soutpansberg group, Diamond in Madimbo corridor, Copper in Makuya, Mangwele Diamond, Madonsi mine and Tshimbufe Iron

The following mineral deposits exist in the District:

- Chromium, Feldspar, Copper, Corundum, Graphite, Kyanite, Peg mafites, Sand and Salt etc.

5.3.5 Tourism

The following are some of the key existing natural resources that need to be expanded upon and developed into Tourism attraction at a District level:

- Vhembe Biosphere Reserve, Nwanedi Conservancy, Western Soutpansberg tourism plan, Lake Fundudzi, Matshakatini, Nandoni Dam, Breathing stone on Tswime mountain, Komatiland forests, Mutale gorge, Mukumbani waterfall, Tshatshingo Potholes, Mandadzi waterfall, Big Tree, Dongodzivha Dam, Tshavhadinda cave, Tshipise Sagole, Aventura Tshipise, Route development, Archeological and heritage sites and Transfrontier parks.

Figure 5.3: Tourism attraction centre map



5.3.6 Implementation Status of LED Strategy

Table 5.11 below is indicating the implementation status of LED Strategy of Vhembe District Municipality.

Table 5.11: Thrust and Implementation status of LED Strategy

Thrust	Implementation status of LED
1. Tourism	<ul style="list-style-type: none"> • Developing business plan for footsteps of the ancestor's route. • Developing Tourism Strategy • Community Tourism Association Training • Application process of declaration of the Vhembe biosphere reserve
2. Agriculture	<ul style="list-style-type: none"> • Developing Agricultural Strategy • Conducting Training for Farmers • Forestry summit
3. SMME	<ul style="list-style-type: none"> • Developing Enterprise Development Strategy • Conducting Training for SMMEs Entrepreneurs

SECTION 5.4: MUNICIPAL TRANSFORMATION AND ORGANIZATIONAL DEVELOPMENT

5.4.1 Performance Management Systems

The development, review and the implementation of Performance management in Vhembe municipal area is more than compliance to national legislation; it is regarded as a conscious commitment to translate strategy into action and drives performance improvement. It is also commitment not to deliver quality services within the context of limited resources but also to consistently report on the municipal performance. This constitutes a review framework for Vhembe District Municipality's Performance Management System adopted for 2007/2008.

The MSA 2000 and the Municipal Planning and Performance Regulations (2001) provide a framework to guide municipalities to develop and implement a PMS. It also stipulates that "a municipality's performance management-system entails a framework that describes and represents how the municipality's cycle and processes of performance planning, monitoring, measurement, review, reporting and improvement will be conducted, organized and managed, including determining the roles of the different role-players. The review of the municipal PMS is in line with this requirement. The framework acts as a municipal policy document that defines, develop and implement its performance management system. The following are considered in this review:

- ✓ Complies with all the requirements of the Act,
- ✓ Principles and objectives that informs the development and implementation of a PMS
- ✓ An adopted model that defines areas and processes of managing performance
- ✓ Institutional arrangements that are necessary; i.e. internally and externally
- ✓ The linkage between organizational and Section 57 managers

5.4.1.1 Aims

- **Facilitate increased accountability**

The performance management system should provide a mechanism for ensuring increased accountability between the communities and the municipal council; the political and administrative components of the municipality and each department and the office of the municipal manager.

- **Facilitate learning and improvement**

While ensuring that accountability is maximized, the performance management system must also provide a mechanism for learning and improvement. It should allow for the municipality to know which approaches are having the desired impact, and enable the municipality to improve delivery. It should form the basis for monitoring, evaluation and improving IDP implementation.

- **Provide early warning signals**

The performance management system should provide managers, the Municipal Manager, Portfolio Committees and the Executive Committee with diagnostic signal of the potential risks that are likely to affect the realization of full IDP implementation. It is important that the system ensure decision-makers are timeously informed of risks, so that they can facilitate intervention, where it is necessary and possible to do so.

- **Facilitate decision-making**

The performance management system should provide appropriate management information that will allow efficient, effective and informed decision-making, particularly in so far as indicating where the allocation of limited resources should be prioritized. The primary mechanisms to plan for performance management and monitor, review and improve the implementation of the municipal IDP should be seen through the successful implementation of a municipal PMS. Other objectives of the PMS are to improve the performance of municipalities through:

- Promoting a culture of best practice and encouraging shared learning among municipalities;
- Contributing towards the overall development of the local government system in the country;
- Helping to develop meaningful intervention mechanisms; Encourage the direction of the resources available to the municipality for the delivery of projects and programmes that meet development priorities; and
- Guiding the development of municipal capacity building programmes.

5.4.1.2 Implementation

Vhembe District Municipality has started to rollout the implementation of its Performance managements system in 2008/2009 financial year. Quarterly organizational review meetings are held regularly. Appraisals of all section 57 managers have been conducted. Cascading of the Performance management System to other levels has been started.

5.4.2 HIV/AIDS Strategic Plan

The Integrated HIV/AIDS Draft Strategy for Vhembe District Municipality is a planned response of the District municipality to alleviate impacts of HIV and AIDS in the District. It is an integrated approach in that it seeks to encompass the collective efforts of various organizations in the District that have chosen to respond to the challenge of HIV/AIDS. In furthering the principle of integration, the plan also insists on soliciting the commitment of other organizations and individuals that may have the potential to make a difference but as yet not committed.

The plan is holistic and comprehensive in as far as providing a wide span of services and in providing the quality of services that is determined by the beneficiaries. VDM has and will continue to consult with stakeholders on the strategy and do so again during its implementation. VDM believes that its role is to coordinate the different facets of responses to HIV/AIDS and to provide leadership towards achieving the goal of conquering HIV/AIDS through our AIDS councils. It is also our intention to review the Strategy regularly in order to remain current and relevant in our response to the epidemic.

5.4.2.1 Aims

5.4.2.1.1 Expanding Prevention

- Creating prevention programs that target women, commercial sex workers, youth, inmates, minority groups
- Improve management of condom distribution in the District
- Increasing uptake of VCT
- Intensifying awareness campaigns in terms of coverage and frequency

5.4.2.1.2 Expanding Treatment, care & support

- Increase coverage of home community based care services
- Expand child care support activities
- Promoting healthy living styles
- Improving participation of people living with HIV
- Improving awareness and promotion of ARVT sites

5.4.2.1.3 Expanding HIV/AIDS Legal & Human rights

- Introducing education and promotion of HIV/AIDS rights
- Improving access to justice by HIV/AIDS patients

5.4.2.1.4 Improving Research, M&E and surveillance

- Improve management of information and communication.

5.4.2.1.5 Implementation status

VDM is focusing on the co-ordination of programs that are spearheaded by sector Departments, Non-governmental organizations. District Aids Council , Vhembe District health council and Vhembe district home based care Forum are the relevant structures which ensures that implementation can be realized in the whole District. The following programs are done by District together with the relevant stakeholders namely:

- Awareness campaigns on HIV and AIDS.
- Workshops of Home based care on Management skills, budget, health and hygiene, Communicable and non-communicable diseases in the District.
- Assisting the Department of Health and Social Development in the adjudication of the NGOs regarding the funding process.
- Running all the meetings of health council, Aids council and Home based care forums.

5.4.3 Anti-corruption Strategy

Corruption can be defined as the illegal activities or unauthorized performance of such other person's powers, duties or functions,

An abuse of authority, breach of trust, or the violation of legal duty or set of rules; the achievement of unjustified results; or any other unauthorized or improper inducement to do or not to do anything is guilty of the offence of corruption.

5.4.3.1 Aims

This strategy will cover the broad policy on fraud and corruption and the strategies to reduce this. It does also highlight issues around the handling, investigation and remedial measures on fraud and corruption.

The strategy developed covered the following aspects

- Creating a culture within Vhembe District Municipality which is intolerant to unethical conduct, fraud and corruption;
- Strengthening community participation in the fight against corruption in Vhembe District Municipality;
- Strengthening relationships with key stakeholders, e.g. SALGA, employee representative unions and communities, that are necessary to support the actions required to fight corruption in municipalities;
- Deterrence of unethical conduct, fraud and corruption which cannot be deterred;
- Detection of unethical conduct , fraud and corruption
- Investigation detected unethical conduct , fraud and corruption
- Taking appropriate action in the event of such irregularities, e.g. disciplinary action, recovery of losses, prosecution, etc;
- Applying sanctions, which include redress in respect of financial losses.
- This anti corruption and fraud prevention plan has been developed as a result of the expressed commitment of government to fight corruption.
- The strategy covered the whistle blowing policy, code of conduct of Councilors and employees, actions constituting fraud , corruption and maladministration

5.4.3.2 Challenges

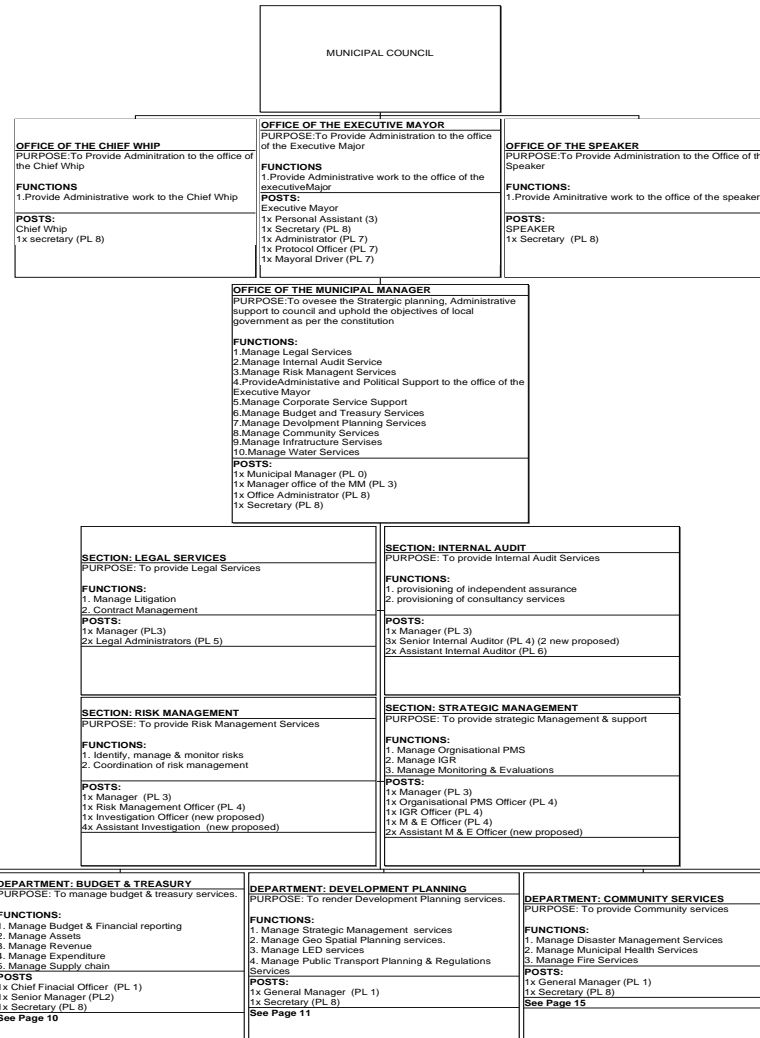
- No Clear direction from national treasury on which fraud hotline to utilize.
- Vetting of employees

5.4.3.3 Implementation

- One awareness campaign has been done to the new recruits.
- Fraud cases are dealt with on daily basis.
- Two awareness campaign to be conducted for the strategy and the fraud hotline during the current financial year
- Establishment of the Anti Corruption Committee during the year

5.4.4 ORGANISATIONAL STRUCTURE

HIGH LEVEL STRUCTURE



Office of the Executive Mayor

<p>OFFICE OF THE EXECUTIVE MAYOR</p> <p>PURPOSE: To provide administrative & political support to the Executive Mayor.</p> <p>FUNCTIONS:</p> <ol style="list-style-type: none"> 1. Manage Special programmes 2. Manage Communication services. <p>POSTS:</p> <p>1x General Manager (PL 1) 1x Secretary (PL 8) See Page 2</p>
--

<p>SECTION: SPECIAL PROGRAMME</p>	<p>SECTION: COMMUNICATION</p>
<p>PURPOSE: To manage Special Programmes</p>	<p>PURPOSE: To manage & coordinate communications Services</p>
<p>FUNCTIONS:</p> <ol style="list-style-type: none"> 1. Manage the coordination of special programmes (youth, children, gender, persons with disability, older persons) 	<p>FUNCTIONS:</p> <ol style="list-style-type: none"> 1. Manage Event & Marketing 2. Manage Public Participation 3. Manage Media Liason relations. 4. Manage communication Research services 5. Manage Thusong Services Centre 6. Co-ordinate & inculcate Batho Pele principles
<p>POSTS:</p> <p>1x Manager (PL 3) 3x Special Prpgrammes Officer (PL 4) 1x Admin Clerk (PL 8)</p>	<p>POSTS:</p> <p>1x Manager (PL 3) 1x Event & Marketing Officer (PL 4) 1x Public Participation Officer (PL 4) 1x Media Liason Officer (PL 4) 1x Communication Researcher (PL 4) 1x Internal Communication Officer (new proposed) 2x Thusong Services Centre Manager (PL 4) 2X Customer Helpdesk Officer (PL8) 1x Batho-Pele Coordinator (New proposed Post) 2x Customer Help Desk (PL 8)</p>

DEPARTMENT: CORPORATE SERVICES
PURPOSE: To provide Corporate services support
FUNCTIONS: 1. Manage HRM Services 2. Manage IT Services 3. Manage Auxiliary services 4. Manage Council Support Services
POSTS: 1x General Manager (PL 1) 1x Secretary (PL 8)
See Page 3

<p>DIVISION: HUMAN RESOURCE MANAGEMENT PURPOSE: To manage Human Resource Management Services</p> <p>FUNCTIONS: 1. Manage HR Services 2. Manage Payroll Services 3. Manage OD & Change Management Services 4. Manage Training & Equity Services</p> <p>POSTS: 1x Snr Manager (PL 2)</p> <p>See Page 4</p>	<p>SECTION: INFORMATION TECHNOLOGY PURPOSE: To manage the ICT Services.</p> <p>FUNCTIONS: 1. Manage Network systems. 2. Co-ordinate the Development & Maintenance of website. 3. Manage Helpdesk Support Services.</p> <p>POSTS: 1x Manager (PL 3) (See page 8)</p>	<p>SECTION: AUXILIARY SERVICES PURPOSE: To manage and provide a diverse range of efficient and effective auxiliary services</p> <p>FUNCTIONS: 1. Manage Fleet Services 2. Manage Registry Services 3. Manage Security Services 4. Manage all the Municipal Facilities</p> <p>POST 1x Manager (PL 3) See Page 9</p>	<p>SUB SECTION: COUNCIL & COMMITTEES SUPPORT PURPOSE: To provide secretariate services to the municipality.</p> <p>FUNCTIONS: 1. Preparing of agendas 2. Minutes taking 3. Filling of all the records 4. Distribution of incoming & outgoing mails. 5. Manage telephone & printing services</p> <p>POSTS: 1x Manager (PL 3) 1x Council Secretariat (PL 4) 2x Council Records Clerk (PL 8) 1x Committee Secretarit (PL 4) 2x Admin Clerk (PL 8) 3x Switchboard Operator (PL 9) 2x Printing Officer (PL 9)</p>
--	---	--	---

Corporate Services Department

<p>DIVISION: HUMAN RESOURCE MANAGEMENT</p> <p>PURPOSE: To manage Human Resource Management Services</p> <p>FUNCTIONS:</p> <ol style="list-style-type: none"> 1. Manage HR Services 2. Manage Payroll Services 3. Manage OD & Change Management Services 4. Manage Training & Equity Services <p>POSTS:</p> <p>1x Snr Manager (PL 2)</p> <p>See Page 4</p>

<p>SECTION: HUMAN RESOURCE ADMIN</p> <p>PURPOSE: To provide HR Admin Services</p> <p>FUNCTIONS:</p> <ol style="list-style-type: none"> 1. Render Labour Relations Services 2. Render OHS & EWP Services 3. Render Individual PMS Services 4. Render HR Systems Services <p>POSTS:</p> <p>1x Manager (PL 3)</p> <p>See page 5</p>	<p>SECTION: PAYROLL</p> <p>PURPOSE: To manage Payroll Services in Institution</p> <p>FUNCTIONS:</p> <ol style="list-style-type: none"> 1. Render Payroll services 2. Ensure that all policies and procedures relating to salaries and benefit are adhered to according to the conditions of services. 3. Monitor the correctness of formulas and tables to calculate earnings and deductions on the payday system. <p>POSTS:</p> <p>1x Manager (PL 3)</p> <p>2x Payroll Officer (PL 4)</p> <p>3x Salary Administrator (PL 5)</p>	<p>SECTION: OD & CHANGE MANAGEMENT</p> <p>Purpose: To manage Organisational Development & Change Management services.</p> <p>FUNCTIONS:</p> <ol style="list-style-type: none"> 1. Manage, develop and review the organisational structure. 2. Facilitate the development and reviewal of the job descriptions. 3. Coordinate job evaluation processes 4. Coordinate change management & processes. 5. Facilitate the allocation of office accommodation. 6. Design and control forms. <p>POSTS:</p> <p>1x Manager (PL3)</p> <p>1x OD Officer (PL 4)</p> <p>2x Assistant OD Officer (PL 6)</p>	<p>SECTION: TRAINING & DEVELOPMENT</p> <p>PURPOSE: To manage Training & Employment Equity Services</p> <p>FUNCTIONS:</p> <ol style="list-style-type: none"> 1. Manage Skills Development Services 2. Manage internship, learnership & bursary Services <p>POST</p> <p>1x Manager (PL 3)</p> <p>See page 7</p>
--	--	--	---

SECTION: HUMAN RESOURCE ADMIN
PURPOSE: To provide HR Admin Services
FUNCTIONS: 1. Render Labour Relations Services 2. Render OHS & EWP Services 3. Render Individual PMS Services 4. Render HR Systems Services
Post POSTS:
1x Manager (PL 3)
See page 5

SUB SECTION: LABOUR RELATION
PURPOSE: To manage employee relations.
FUNCTIONS: 1. Implement & administer labour policies, guidelines, structures and procedures. 2. Represent the department in bargaining council & consultation programme.
POSTS: 1x Labour Relation Officer (PL 4) 1x Assistant Labour Relation Officer (PL 6)

SUB SECTION: OHS & EWP
PURPOSE: To provide OHS & EWP Services
FUNCTIONS 1. Mitigate all health hazard 2. Ensure that the municipality provide a conducive working environment 3. Provide Employee Wellness Programmes. 4. Coordination of workplce HIV/AIDS
POSTS: 1x OHS Officer (PL 5) 6x Assistant OHS Officer (PL 6) 1X EWP Officer (PL 5) 1x Assistant EWP Officer (PL 6)

SUB SECTION: INDIVIDUAL PMS
PURPOSE: To provide Individual PMS Services
FUNCTIONS: 1. Facilitating signing of performance agreements for all employees 2. Assist all employees in developing Personal Development Plans and Work Plans 3. Arrange and facilitate individual performance assessments (Quarterly)
POSTS: 1x Individual PMS Officer (PL 4) 1x Assistant Individual PMS Officer (PL 5)

SUB SECTION: HR SYSTEMS
PURPOSE: To provide HR Systems Services
FUNCTIONS: 1. Create, maintain, safeguard and dispose general personnel records 2. Provide Benefits Services 2. Create and maintain employee benefits 3. Manage recruitment processes
POSTS: 1x HRM Officer (PL 4)
See Page 6

Corporate Services

SUB SECTION: HR SYSTEMS
PURPOSE: To provide HR Systems Services
FUNCTIONS: 1. Create, maintain, safeguard and dispose general personnel records 2. Provide Benefits Services 2. Create and maintain employee benefits 3. Manage recruitment processes
POSTS:
1x HRM Officer (PL 4)
See Page 6

UNIT: HR RECORDS
PURPOSE: To create, maintain, safeguard and dispose general personnel records
FUNCTIONS: 1. Keep general personnel information 2. Ensure that personnel records are adequately protected from unauthorized access 3. Protect against loss and unauthorized alteration
1x Personnel Officer: HR Records (PL 5) 2x HR Records Administrator (PL 8) 3x Leave Administrator (PL 8)

UNIT: BENEFITS
PURPOSE: To create and maintain employee benefits
FUNCTIONS: 1. Coordinate benefits plans that are in place 2. Provide periodic updates to each employee about the status of their benefits.
1x Personnel Officer: Benefits (PL 5) 2x Benefits Administrator (PL 8)

UNIT: RECRUITMENT
PURPOSE: To manage recruitment processes in the municipality.
FUNCTIONS: 1. Manage recruitment & selection of staff; 2. Promote fair employment practice.
1x Personnel Officer: Recruitment (PL 5) 2x Recruitment Administrator (PL 8)

Corporate services

SECTION: TRAINING & DEVELOPMENT
PURPOSE: To manage Training & Employment Equity Services
FUNCTIONS: 1. Manage Skills Development Services 2. Manage internship, learnership & bursary Services
POSTS: POST 1x Manager (PL 3)
See page 7

SUB SECTION SKILL DEVELOPMENT
PURPOSE: To Manage Skills Development Services
FUNCTIONS 1. Conduct skills audit. 2. Coordinate training to Councillors and Officials for better service delivery.
POSTS: 1x Skills Development Facilitator (PL 5) 2x Senior Training Officer (PL 6) 4x Training Officer (PL 7)

SUB SECTION: INTERNSHIP, LEARNERSHIP & BURSARY
PURPOSE: To manage internship, learnership & bursary, Services
FUNCTIONS: 1. Coordinate internship, learnership & bursary, programmes. 2. Provide bursary Services to employees and external.
POSTS: 1x Senior HRD Practitioner (PL 5) 1x HRD Practitioner (new proposed post)

SECTION: INFORMATION TECHNOLOGY
PURPOSE: To manage the ICT Services.
FUNCTIONS: 1. Manage Network systems. 2. Co-ordinate the Development & Maintenance of website. 3. Manage Helpdesk Support Services.
POSTS: 1x Manager (PL 3)
(See page 8)

SUB SECTION: NETWORK ADMINISTRATION
PURPOSE: To manage network systems.
FUNCTIONS: 1. Render network infrastructure. 2. Implement and monitor ICT security.
POSTS: 1x Network Administrator (PL 4) 1x Network Technician (PL 5)

SUB SECTION: WEB ADMINISTRATION
PURPOSE: To co-ordinate the Development & Maintenance of website.
FUNCTIONS: 1. Manage the website. 2. Support Local Municipalities
POSTS: 1x Web Administrator (PL 4) 1x Web Content Technician (PL 5)

SUB SECTION: HELPDESK SUPPORT
PURPOSE: To manage Helpdesk Support Services.
FUNCTIONS: 1. Attend to all IT queries.
POSTS: 1x Help Desk Analyst (PL 5) 4x Desktop Support (PL 8)

Coporate Services

<p>SECTION: AUXILIARY SERVICES</p> <p>PURPOSE: To manage and provide a diverse range of effecient and effective auxiliary services</p> <p>FUNCTIONS:</p> <ol style="list-style-type: none"> 1. Manage Fleet Services 2. Manage Registry Services 3. Manage Security Services 4. Manage all the Municipal Facilities <p>POST</p> <p>1x Manager (PL 3)</p> <p>See Page 9</p>
--

<p>SUB SECTION: FLEET MANAGEMENT</p> <p>PURPOSE: To provide fleet management services to all VDM employees</p> <p>FUNCTIONS:</p> <ol style="list-style-type: none"> 1. Servicing of municipal vehicles. 2. keeping of log books 3. Providing monthly returns on all vehicles <p>POSTS</p> <p>1x Fleet Management Officer (PL 4)</p> <p>3x Ass Fleet Management Officer (PL 5)</p> <p>3x Fleet Management Clerk (PL 8)</p> <p>5x Driver (PL 10)</p>	<p>SUB SECTION: REGISTRY</p> <p>PURPOSE: To manage registry services</p> <p>FUNCTIONS</p> <ol style="list-style-type: none"> 1. Monitor the compliance of custody of records. 2. Compile monthly returns. <p>POSTS</p> <p>1x Records Management Officer (PL 5)</p> <p>5x Records Clerk (PL 8)</p> <p>3x Messenger (PL 15)</p>	<p>SUB SECTION: FACILITIES MANAGEMENT</p> <p>PURPOSE: To provide facility management and Security services in all the buildings.</p> <p>FUNCTIONS:</p> <ol style="list-style-type: none"> 1. Provide the repairs and maintenance services. 2. provide cleanliness to all the buildings 3. ensure that all buildings are serviced. 4. Provisioning of security to all council building 5. Protection of all municipal employees <p>POSTS:</p> <p>1x Ass Facilities Management Officer (PL 5)</p> <p>1x Security Offiicer (PL 8)</p> <p>2x Assistant Security Officer (PL11)</p> <p>60x Security Guard (PL 15)</p> <p>1X Housekeeping Officer (PL 6)</p> <p>4x Ass Housekeeping Officer (PL 13)</p> <p>50x Cleaner (PL 15)</p> <p>20x Garderner (PL 15)</p>
--	--	---

Finance Department

<p>DEPARTMENT: BUDGET & TREASURY</p> <p>PURPOSE: To manage budget & treasury services.</p> <p>FUNCTIONS:</p> <ol style="list-style-type: none"> 1. Manage Budget & Financial reporting 2. Manage Assets 3. Manage Revenue 4. Manage Expenditure 5. Manage Supply chain <p>POSTS</p> <p>1x Chief Financial Officer (PL 1) 1x Senior Manager (PL2) 1x Secretary (PL 8)</p> <p>See Page 10</p>
--

<p>SECTION: BUDGET & FINANCIAL REPORTING</p> <p>PURPOSE: To manage budget & financial reporting</p> <p>FUNCTIONS:</p> <ol style="list-style-type: none"> 1. Consolidate & compile budget 2. Preparation of financial reports <p>POSTS:</p> <p>1x Manager (PL 3) 2x Accountant (PL 4) 1x Assistant Accountant (PL 5) 1x Financial Reporting Officer (PL 6) 1x Budget Clerk (PL 8)</p>	<p>SECTION: ASSETS MANAGEMENT</p> <p>PURPOSE: To manage assets</p> <p>FUNCTIONS:</p> <ol style="list-style-type: none"> 1. Compilation of GRAP compliant assets register 2. Alignment of assets register & financial statement. fleet management <p>POSTS:</p> <p>1x Manager (PL 3) 2x Accountant (PL 4) 2x Assistant Accountant (PL 5) 4x Admin Clerk (PL 8)</p>	<p>SECTION: REVENUE</p> <p>PURPOSE: To manage revenue</p> <p>FUNCTIONS:</p> <ol style="list-style-type: none"> 1. Ensure completeness & correctness of recorded revenue. 2. Debtors management 3. Cash control management 4. Billing management <p>POSTS:</p> <p>1x Manager (PL 3) 2x Accountant (PL 4) 1x Assistant Accountant (PL 5) 2x Cashier (PL 8) 2x Admin Clerk (PL 8)</p>	<p>SECTION: EXPENDITURE</p> <p>PURPOSE: To manage expenditure</p> <p>FUNCTIONS:</p> <ol style="list-style-type: none"> 1. Processing of payments 2. Compiling of expenditure control reconciliations. <p>POSTS:</p> <p>1x Manager (PL 3) 2x Accountant (PL 4) 3x Assistant Accountant (PL 5) 9x Admin Clerk (PL 8)</p>	<p>SECTION: SUPPLY CHAIN MANAGEMENT</p> <p>PURPOSE: To manage supply chain</p> <p>FUNCTIONS:</p> <ol style="list-style-type: none"> 1. Acquisition management 2. Logistics & demand management. 3. Database management <p>POSTS:</p> <p>1x Manager (PL 3) 3x Accountant (PL 4) 3x Assistant Accountant (PL 5) 6x Admin Clerk (PL 8)</p>
---	---	---	--	--

Development Planning Department

<p>DEPARTMENT: DEVELOPMENT PLANNING</p> <p>PURPOSE: To render Development Planning services.</p> <p>FUNCTIONS:</p> <ol style="list-style-type: none"> 1. Manage Strategic Management services 2. Manage Geo Spatial Planning services. 3. Manage LED services 4. Manage Public Transport Planning & Regulations Services <p>POSTS:</p> <p>1x General Manager (PL 1)</p> <p>1x Secretary (PL 8)</p> <p>See Page 11</p>

<p>SUB SECTION: IDP</p> <p>PURPOSE: To manage Intergrated Development Planning</p> <p>FUNCTIONS:</p> <ol style="list-style-type: none"> 1. Development of IDP 2. Coordinate planning processes <p>POSTS:</p> <p>1x Manager (PL 3)</p> <p>1x IDP Officer (PL 4)</p> <p>2x IDP Coordinator (PL 5)</p>	<p>SECTION: GEO SPATIAL PLANNING</p> <p>PURPOSE: To manage Geo Spatial Planning Services.</p> <p>FUNCTIONS:</p> <ol style="list-style-type: none"> 1. Manage GIS Services. 2. Manage Spatial Planning Services. 3. Manage Environmental Services. <p>POST</p> <p>1x Manager (PL 3)</p> <p>SEE PAGE 12</p>	<p>SECTION: LED</p> <p>PURPOSE: To manage LED services</p> <p>FUNCTIONS:</p> <ol style="list-style-type: none"> 1. Manage Argicultural development 2. Manage Enterprise development 3. Manage Tourism development 4. Manage mining development <p>POST</p> <p>1x Manager (PL 3)</p> <p>2x LED Facilitators (PL 5)</p> <p>1x Office Administrator (PL 8)</p> <p>SEE PAGE 13</p>	<p>SECTION: PUBLIC TRANSPORT PLANNING & REGULATIONS</p> <p>PURPOSE:To manage Public Transport services.</p> <p>FUNCTIONS:</p> <ol style="list-style-type: none"> 1. Manage Public Transport Planning 2. Manage Public Transport Regulations 3. Manage Road Safety <p>POST</p> <p>1x Manager (PL 3)</p> <p>SEE PAGE 14</p>
--	--	--	--

Development Planning Department

SECTION: LED
PURPOSE: To manage LED services
FUNCTIONS: 1. Manage Agricultural development 2. Manage Enterprise development 3. Manage Tourism development 4. Manage mining development
POST 1x Manager (PL 3) 2x LED Facilitators (PL 5) 1x Office Administrator (PL 8)
SEE PAGE 13

SUB SECTION: AGRICULTURAL DEVELOPMENT
PURPOSE: To manage agricultural development
FUNCTIONS: 1. Horticultural development. 2. Livestock development. 3. Land Reform development.
POST 1x Agricultural Officer (PL 4) 1x Horticultural Officer (PL 5) 1x Livestock Officer (PL 5) 1x Land Reform Officer (PL 5)

SUB SECTION: ENTERPRISE DEVELOPMENT
PURPOSE: To manage enterprise development
FUNCTIONS: 1. Business development (Co-operations, Industrial, ect).
POST 1x Enterprise Development Officer (PL 4) 1x Co-operative Development Officer (PL 5) 1x Enterprenural Development Officer (PL 5)

SUB SECTION: TOURISM MANAGEMENT
PURPOSE: To manage tourism development
FUNCTIONS: 1. Development and marketing of tourism.
POST 1x Tourism Officer (PL 4) 1x Tourism Development Officer (PL 5) 1x Marketing Officer (PL 5) 1x Liaison Officer (PL 5)

SUB SECTION: MINING DEVELOPMENT
PURPOSE: To manage mining development
FUNCTIONS: 1. Coordinating mining licensing processes 2. Coordination of social & labour plans.
POST 1x Mining officer (new proposed post)

Development Planning Department

SECTION: PUBLIC TRANSPORT PLANNING & REGULATIONS
PURPOSE: To manage Public Transport services.
FUNCTIONS: 1. Manage Public Transport Planning 2. Manage Public Transport Regulations 3. Manage Road Safety
POST 1x Manager (PL 3)
SEE PAGE 14

SUB SECTION: PUBLIC TRANSPORT PLANNING
PURPOSE: To manage Public Transport Planning services.
FUNCTIONS: 1. Develop & monitor the intergrated transport plans.
POST 1x Public Transport Planning Officer (PL 4) 1x Ass Public Transport Planning Officer (PL 5) 1x Admin Clerk (PL 8)

SUB SECTION: PUBLIC TRANSPORT REGULATIONS
PURPOSE: To manage Public Transport Regulations
FUNCTIONS: 1. Regulation of public transport 2. provision of public transport infrastructure.
POST 1x Public Transport Regulations Officer (PL 4) 1x Public Transport Licensing officer (PL 5)

SUB SECTION: ROAD & SAFETY
PURPOSE: To manage Road Safety
FUNCTIONS: 1. Implementation of Roads Safety Programmes
POST 1x Road Safety Officer (PL 4) 1x Assistant Road Safety Officer (PL 5)

DEPARTMENT: COMMUNITY SERVICES
PURPOSE: To provide Community services
FUNCTIONS: 1. Manage Disaster Management Services 2. Manage Municipal Health Services 3. Manage Fire Services
POSTS: 1x General Manager (PL 1) 1x Secretary (PL 8)
See Page 15

DIVISION: DISASTER MANAGEMENT
PURPOSE: To manage Disaster Services
FUNCTIONS: 1. Manage Response & Recovery Services 2. Manage Risk Assessment & Reduction Services 3. Manage Institutional Capacity Services
POSTS 1x Snr Manager (PL 2) 1x Administrator (PL 8) See Page 16

DIVISION: MUNICIPAL HEALTH
PURPOSE: To manage the Municipal Health Services.
FUNCTIONS: 1. Manage Environmental Health Services. 2. Manage Intergrated Pollution & Waste Management . 3. Manage HIV/AIDS 4. Manage Primary Health & Social Services 5. Manage Safety & Security Services 6. Manage sports, arts & culture services
POSTS 1x Senior Manager (PL 2) 1x Office Admin (PL 8) See Page 18

SECTION: FIRE AND RESCUE SERVICES
PURPOSE: To manage Fire and Rescue services
FUNCTIONS: 1. Manage Operational Services 2. Manage Fire Safety and Training Services
POST 1x Chief Fire Officer (PL 3) See Page 19

<p>SECTION: RISK ASSESMENT AND REDUCTION</p>
<p>PURPOSE: To manage Risk Assessment & Reduction Services Services</p>
<p>FUNCTIONS:</p> <ol style="list-style-type: none"> 1. Manage Risk Assessment Services 2. Manage Risk Reduction Services.
<p>1x Manager (PL 3)</p> <p>See Page 17</p>

<p>SUB-SECTION:DISASTER RISK ASSESSMENT</p>
<p>PURPOSE: To manage Risk Assessment & Reduction Services Services</p>
<p>FUNCTIONS:</p> <ol style="list-style-type: none"> 1. Identify vulnerable areas. 2. Identify high risk periods & conditions. 3. Activating preparedness & response actions. 4. Provide sustainable development planning. .
<p>POSTS:</p> <p>1x Disater Risk Assessment Officer ((New proposed)</p> <p>2x Disaster Risk Assessment Coordinator (New Proposed)</p>

<p>SUB-SECTION:DISASTER RISK REDUCTION</p>
<p>PURPOSE: To provideRisk Reduction Services</p>
<p>FUNCTIONS:</p> <ol style="list-style-type: none"> 1. Identify vulnerable areas. 2. Setting priority for risk reduction initiatives. 3. Scoping and developing disaster risk plan. 4. Integration of disaster risk reduction initiatives. 5. Implementation and monitoring of risk reduction activities.
<p>POSTS:</p> <p>1x Disaster Risk Reduction Officer (PL 4)</p> <p>2x Disaster Risk Reduction Coordinator (New proposed)</p>

Community Services department

DIVISION: MUNICIPAL HEALTH
PURPOSE: To manage the Municipal Health Services.
FUNCTIONS: 1. Manage Environmental Health Services. 2. Manage Intergrated Pollution & Waste Management . 3. Manage HIV/AIDS 4. Manage Primary Health & Social Services 5. Manage Safety & Security Services 6. Manage sports, arts & culture services
POST: 1x Senior Manager (PL 2) 1x Office Admin (PL 8) See Page 18

SECTION: Environmental Health
PURPOSE: To manage Environmental Health Services.
FUNCTIONS: 1. Manage health promotion 2. Food hygiene control. 3. Water quality control 4. Health Surveillance of Premises 5. Control of communicable diseases. 6. Manage environmental pollution & noise control. 7. Manage disposal of the dead
POST 1x Manager (PL 3) 4x EHS District Coordinator (PL 4) 10x EHS Sattellite Coordinators (PL 5) 71x EHP (PL 7)

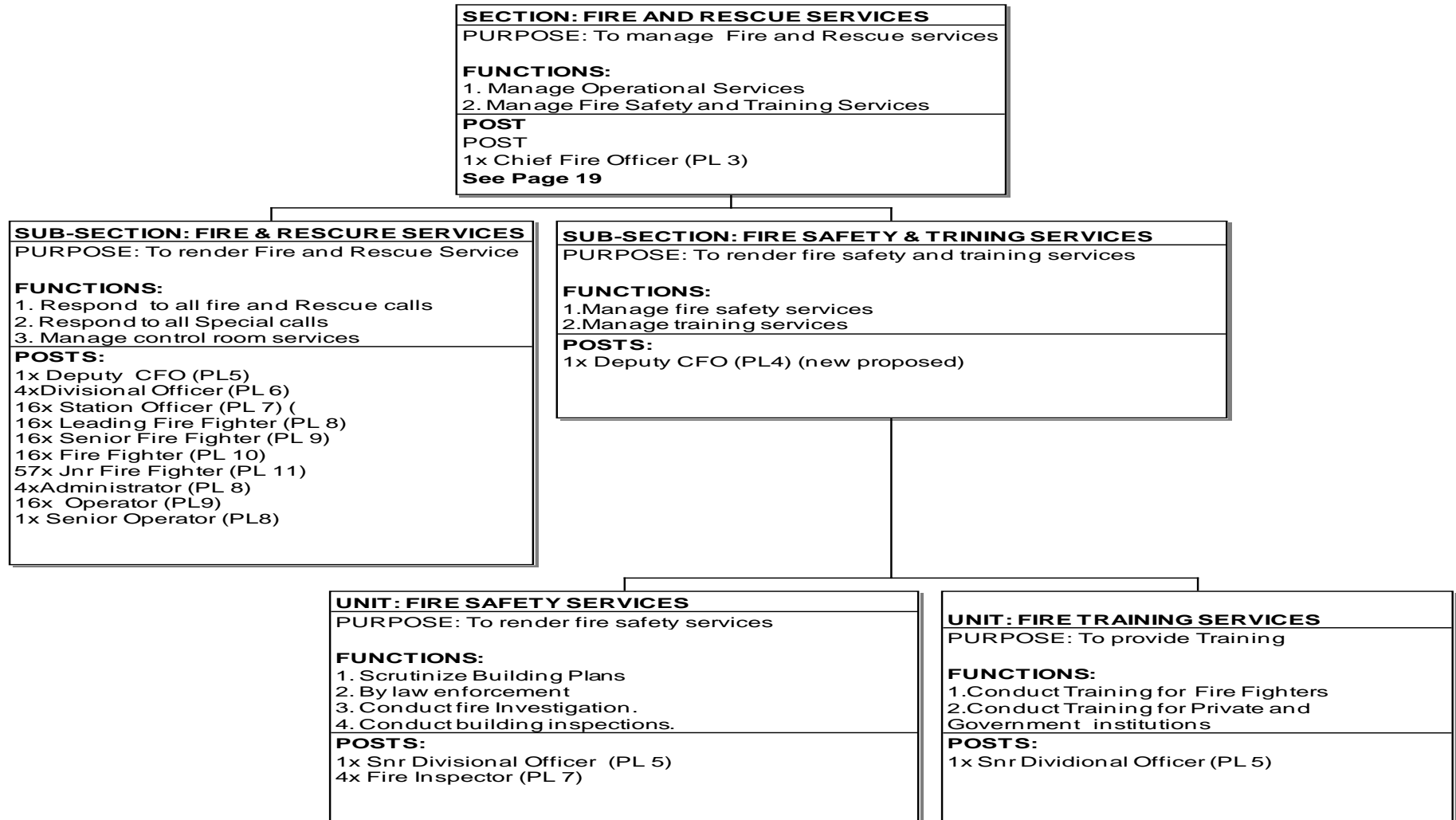
SECTION: INTERGRATED POLLUTION & WASTE MANAGEMENT
PURPOSE: To provide integrated pollution (air quality) and waste management services .
FUNCTIONS: 1. Coordinate and ensure sound management of comprehensive air quality and waste. 2. Provide Atmospheric Emission Licensing function . 3. Develop and implement integrated air quality and waste management plans. 4. Develop and monitor pollution and waste management facilities and systems
POST 1x Manager (PL 3) 1x Administrator (PL 8) 1x Air Quality Officer (PL 4) 2x Emission Monitoring Inspector (PL 5)

SUB -SECTION:HIV/AIDS
PURPOSE: To manage & coordinator primary health care & social development services
FUNCTIONS: 1. Coordinate and provide technical support of AIDS Council, Health Council, AIDS Council technical committee and all sectors. 2. Provide support and capacity building program for stakeholders involved in HIV & AIDS. 3. Conduct community HIV & AIDS outreach services (Community awareness).
POSTS: 1x HIV & AIDS Coordinator (PL 4) 1x Primary Health Care Officer (PL 5)

SECTION:SAFETY AND SECURITY SERVICES
PURPOSE:To coordinate and manage safety and security services
FUNCTIONS: 1. Coordinate Crime Management Forum and Community Safety Forums. 2. Coordinate Youth Against Crime program. 3. Assist in promotion of safety and security in schools.
POSTS: 1x Safety and Security Coordinator(new proposed) 1x Safety and Security Officer(PL6)

SECTION: SPORT, ARTS & CULTURE SERVICES
PURPOSE: To manage sport,arts & culture services
FUNCTIONS: 1. Coordinate sport development programmes. 2. Cordinate recreational activities. 3. Cordinate arts & culture service
POSTS: 1x Manager (PL 3) 1x Sports & Recreation Coordinator (PL 4) 1x Arts & Culture Coordinator (PL 4)

Community Services department



Technical Services Department

<p>DEPARTMENT: INFRASTRUCTURE SERVICES</p> <p>PURPOSE: To render & manage infrastructure services</p> <p>FUNCTIONS:</p> <ol style="list-style-type: none"> 1. Manage PMU. 2. Manage road & transport infrastructure services 3. Manage EPWP 4. Manage refurbishment of infrastructure.
<p>POSTS:</p> <p>1x General Manager (PL 1)</p> <p>1x Senior Manager (PL 2)</p> <p>1x Secretary (PL 8)</p>
<p>See Page 20</p>

<p>SECTION: PMU</p> <p>PURPOSE: To manage infrastructure projects</p> <p>FUNCTIONS:</p> <ol style="list-style-type: none"> 1. Develop & review infrastructure development designs. 2. Management of projects funds 3. Management of project contracts. 4. Ensure compliance of MIG conditions. 5. Coordinante energy & housing matters. <p>POSTS:</p> <p>1x Manager (PL 3)</p> <p>9x Project Implementation Manager (PL 4)</p> <p>2x Data Capture (PL 8)</p> <p>2 x Assistant Accountant Infrastructure Project (PL 5)</p> <p>1x Sanitation Officer (PL 4)</p> <p>4x Technician (PL5)</p>	<p>SECTION: ROAD & TRANSPORT INFRASTRUCTURE</p> <p>PURPOSE: To manage development of road infrastructure & Maintenance services.</p> <p>FUNCTIONS:</p> <ol style="list-style-type: none"> 1. Develop & review roads infrastructure development designs. 2. Management of road infrastructure projects. 3. Management of road insfrasructure contracts. 4. Maintenance of district roads. <p>POSTS:</p> <p>1x Manager (PL 3)</p> <p>2x Chief Tech: Road Infrastructure Dev (PL 4)</p> <p>2 x Chief Tech: Road Infrastructure Maintanance (PL 4)</p> <p>1x Admin Clerk (PL 8)</p>	<p>SECTION:EPWP</p> <p>PURPOSE: To manage EPWP</p> <p>FUNCTIONS:</p> <ol style="list-style-type: none"> 1. Manage leanership programmes (contractor development). 2. Management of job creation on all projects. 3. Ensure compliance with EPWP guidlines on all projects. 4. Management of OHS on projects. 5.4. Manage ISD services <p>POSTS:</p> <p>1x Manager (PL 3)</p> <p>1x EPWP Coordinator (PL 4)</p> <p>2x OHS Officer (PL 5) (new proposed posts)</p> <p>1x Admin Clerk (PL 8)</p> <p>2x Data Captures (new proposed posts)</p> <p>1x Snr ISD Officer (PL 4)</p> <p>2x ISD Officer (PL 5)</p> <p>11x Community Development Officer (PL 10)</p>	<p>SECTION:REFURBISHMENT</p> <p>PURPOSE: To manage refurbishment infrastructure</p> <p>FUNCTIONS</p> <ol style="list-style-type: none"> 1. Development of refurbishment plan. 2. Condition assessment of infrastructure. 3. Management of conrancts. <p>POSTS:</p> <p>1x Manager (PL 3) (New proposed post)</p> <p>4x Refurbishment Officer (PL 5) (2x new proposed post)</p>
---	--	---	---

Technical Services department

<p>DEPARTMENT: WATER SERVICES</p> <p>PURPOSE: To manage water services</p> <p>FUNCTIONS:</p> <ol style="list-style-type: none"> 1. Manage water & sanitation planning services 2. Enforce compliance 3. Ensure WDM & WCM 4. Render O & M Services <p>POSTS:</p> <p>1x General Manager (PL 1) (New proposed) 1x Senior Manager (PL 2) 1x Secretary (PL 8)(new proposed)</p> <p>See Page 21</p>

<p>SECTION: WATER & SANITATION PLANNING</p> <p>PURPOSE: To manage water & sanitation planning services</p> <p>FUNCTIONS:</p> <ol style="list-style-type: none"> 1. Render sanitation Planning Services 2. Render Water Planning Services <p>POST:</p> <p>1x Manager (PL 3)</p> <p>See Page 22</p>

<p>SECTION: COMPLIANCE</p> <p>PURPOSE: To enforce compliance</p> <p>FUNCTIONS:</p> <ol style="list-style-type: none"> 1. Ensure compliance to water quality standards 2. Regulate & enforce provision of water services laws. <p>POST:</p> <p>1x Manager (PL 3)</p> <p>See Page 23</p>
--

<p>SECTION: WDM & WATER CONSERVATION</p> <p>PURPOSE: To ensure WDM & WCM</p> <p>FUNCTIONS:</p> <ol style="list-style-type: none"> 1. Management of water conservation and demands 2. Balancing of water system <p>POSTS:</p> <p>1x Manager (PL 3) 1x Snr Water Demand & Cost Recovery Officer (PL 4) 4x Water Demand Officer (PL 6) 4x Cost Recovery Officer (PL 6)</p>

<p>SECTION: OPERATIONS & MAINTENANCE</p> <p>PURPOSE: To manage O & M Services</p> <p>FUNCTIONS</p> <ol style="list-style-type: none"> 1. Manage portable Water infrastructure 2. Manage Waste Water Infrastructure 3. Manage Central Maintenance <p>POST:</p> <p>1x Manager (PL 3)</p> <p>See Page 24</p>
--

SECTION: WATER & SANITATION PLANNING
PURPOSE: To manage water & sanitation planning services
FUNCTIONS: 1. Render sanitation Planning Services 2. Render Water Planning Services
POST: 1x Manager (PL 3)
See Page 22

SUB SECTION: SANITATION PLANNING
PURPOSE: To render Sanitation Planning Services
FUNCTIONS 1. Planning Sanitation infrastructure
POSTS: 1x Deputy Manager (PL 4) 5x Technician (PL5)

SUB SECTION: WATER PLANNING
PURPOSE: To render Water Planning Services
FUNCTIONS: 1. Planning Water Infrastructure
POSTS: 1x Deputy Manager (PL 4) 5x Technician (PL 5)

SECTION: OPERATIONS & MAINTENANCE
PURPOSE: To manage O & M Services
FUNCTIONS 1. Manage portable Water infrastructure 2. Manage Waste Water Infrastructure 3. Manage Central Maintenance
POST: 1x Manager (PL 3) See Page 24

SUB SECTION: O&M PORTABLE WATER
PURPOSE: To manage portable Water infrastructure
FUNCTIONS 1. Manage operations services 2. Manage Bulk Maintenance services 3. Manage Retail Maintenance services 4. Manage Admin Support Services
POSTS: 4x Deputy Managers (PL 4) 12x Satellite Managers (PL 5)
See Page 25

SUB SECTION: O&M WASTE WATER
PURPOSE: To manage Waste Water Infrastructure
FUNCTIONS 1. To manage waste water operations services. 2. To manage waste water bulk maintenance services. 3. To manage waste water retail maintenance services
POSTS: 1x Deputy Manager PL 4 (new proposed) 3x Satellite Managers PL 5 (new proposed)
See Page 28

SUB SECTION: CENTRAL MAINTENANCE
PURPOSE: To manage Central Maintenance
1. Provide electrical maintenance services 2. Provide mechanical maintenance and heavy machinery services 3. Manage Admin Support Services
POSTS: 1x Deputy Manager PL 4 (new proposed)
See Page 29

Technical Services department

<p>SUB SECTION: O&M PORTABLE WATER</p> <p>PURPOSE:To manage portable Water infrastructure</p> <p>FUNCTIONS</p> <ol style="list-style-type: none"> 1. Manage operations services 2. Manage Bulk Maintenance services 3. Manage Retail Maintenance services 4. Manage Admin Support Services <p>POSTS:</p> <p>4x Deputy Managers (PL 4) 12x Satellite Managers (PL 5)</p> <p>See Page 25</p>

<p>UNIT: BULK OPERATION</p> <p>PURPOSE:To manage operations services</p> <p>FUNCTIONS</p> <ol style="list-style-type: none"> 1. Supply of water 2. Purification of Water <p>POSTS</p> <p>15x Chief water Plant sup (PL 6) 12x Principal water Plant sup (PL 9) 88x Senior Water Plant Sup (PL 10) 181x Water plant supt (PL 12) 26x Snr Water Plant Operator (PL 12) 104x Water plant Operator (PL 15) 171x Snr Operator (PL 14) 37x Driver Operator (PL 14) 352x Operator (PL 15) 269x General worker (PL 15)</p>
--

<p>UNIT: BULK MAINTENANCE</p> <p>PURPOSE:To manage bulk maintenance services.</p> <p>FUNCTIONS</p> <ol style="list-style-type: none"> 1. Provide civil & reservoir maintenance 2. Provide boreholes maintenance 3. Provide pipelines maintenance <p>POSTS:</p> <p>4x Snr Artisan sup (PL 6)</p> <p>See Page 26</p>
--

<p>UNIT: RETAIL MAINTENANCE</p> <p>PURPOSE:To manage retail maintenance services.</p> <p>FUNCTIONS</p> <ol style="list-style-type: none"> 1. Provide civil & reservoir maintenance 2. Provide boreholes maintenance 3. Provide pipelines maintenance <p>POSTS</p> <p>4x Snr Artisan sup (PL 6)</p> <p>See Page 27</p>

<p>UNIT: ADMINISTRATION SUPPORT</p> <p>PURPOSE:To provide Administrative support</p> <p>FUNCTIONS</p> <ol style="list-style-type: none"> 1. Coordination of Procurement services 2. Coordination of Human Resources functions 3. Provision of Personnel services 4. Provision of Finance services <p>POSTS:</p> <p>12x Chief Admin Clerk (PL 8) 120x Snr Admin Clerk (PL 9) 7x Admin Clerk (12) Driver (PL 14) General Worker (PL 15) Security Guard (PL 15)</p>
--

Technical Services department

<p>UNIT : BULK MAINTENANCE</p> <p>PURPOSE:To manage bulk maintainance services.</p> <p>FUNCTIONS</p> <ol style="list-style-type: none"> 1. Provide civil & reservoir maintenance 2. Provide boreholes maintenance 3. Provide pipelines maintenance <p>POSTS:</p> <p>4x Snr Artisan sup (PL 6)</p> <p>See Page 26</p>

<p>SUB UNIT:CIVIL AND RESEVOIR MAINTENANCE</p> <p>PURPOSE:To provide civil and reservoir maintainance</p> <p>FUNCTIONS</p> <ol style="list-style-type: none"> 1.Ensure maintenance of of bulk supply structures and hardware <p>POSTS:</p> <p>4x Artisan sup (PL 7) 8x Artisan Foreman (PL 8) 8x Artisan (PL 10) 8x Principal General Foreman (PL 11) 16x Snr General Foreman (PL 13) 32X General Foreman (PL 14) 48x General Worker (PL 15)</p>
--

<p>SUB UNIT:BOREHOLES MAINTENANCE</p> <p>PURPOSE:To provide boreholes maintenance services</p> <p>FUNCTIONS</p> <ol style="list-style-type: none"> 1. Ensure maintenance of of bulk supply structures and hardware <p>POSTS:</p> <p>4x Artisan sup (PL 7) 8x Artisan Foreman (PL 8) 8x Artisan (PL 10) 8x Principal General Foreman (PL 11) 16x Snr General Foreman (PL 13) 32X General Foreman (PL 14) 48x General Worker (PL 15)</p>
--

<p>SUB UNIT:PIPELINES MAINTENANCE</p> <p>PURPOSE:To provide pipelines maintenance services.</p> <p>FUNCTIONS</p> <ol style="list-style-type: none"> 1. Ensure maintenance of of bulk supply structures and hardware <p>POSTS:</p> <p>4x Artisan sup (PL 7) 8x Artisan Foreman (PL 8) 8x Artisan (PL 10) 8x Principal General Foreman (PL 11) 16x Snr General Foreman (PL 13) 32X General Foreman (PL 14) 48x General Worker (PL 15)</p>

SECTION: COMPLIANCE
PURPOSE: To enforce compliance
FUNCTIONS: 1. Ensure compliance to water quality standards 2. Regulate & enforce provision of water services laws.
POST: 1x Manager (PL 3)
See Page 23

SUB SECTION: WATER QUALITY
PURPOSE: To ensure compliance to water quality standards
Functions: 1. Ensure compliance with portable water quality standards 2. Ensure compliance with waste water effluent standards
POST 1x Deputy Manager (new proposed)

SUB SECTION: GOVERNANCE
PURPOSE: To regulate & enforce provision of water services laws.
FUNCTIONS 1. Facilitation of municipal by-laws & development of policies. 2. Ensure compliance with free basic water guidelines.
POST 1x Deputy Manager (Vacant New proposed) 2x Compliance Officer (PL 5) 2X Free Basic Water Officer (PL 5)

UNIT: PORTABLE WATER
PURPOSE: To ensure compliance with portable water quality standards
FUNCTIONS 1. Assessment of water quality supply within the communities. 2. Development of strategies for water quality intervention.
POSTS: 2x Snr Portable Water Officer (PL 5) 8x Portable Water Officer (PL 6)

UNIT: WASTE WATER
PURPOSE: To ensure compliance with waste water effluent standards
FUNCTIONS: 1. Assessment of water quality supply within the communities. 2. Development of strategies for water quality intervention.
POSTS: 2x Snr Waste Water Officer (PL 5) 4x Waste Water Officer (PL 6)

Technical Services department

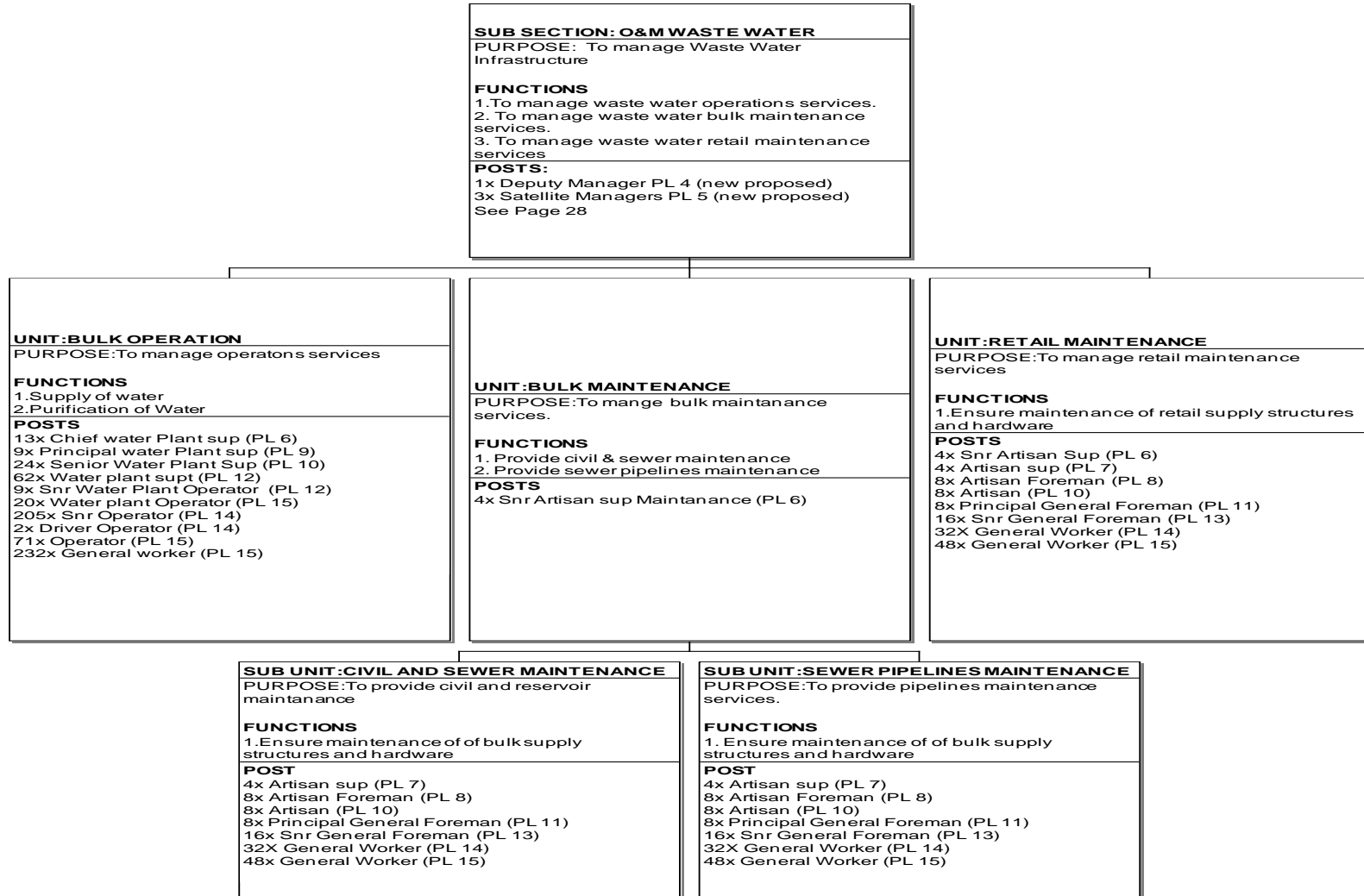
<p>UNIT:RETAIL MAINTENANCE</p> <p>PURPOSE:To manage retail maintainance services.</p> <p>FUNCTIONS</p> <ol style="list-style-type: none"> 1. Provide civil & reservoir maintenance 2. Provide boreholes maintenance 3. Provide pipelines maintenance <p>POSTS</p> <p>4x Snr Artisan sup (PL 6)</p> <p>See Page 27</p>
--

<p>SUB UNIT:CIVIL AND RESEVOIR MAINTENANCE</p> <p>PURPOSE:To provide civil and reservoir maintainance</p> <p>FUNCTIONS</p> <p>1.Ensure maintenance of of retail supply structures and hardware</p> <p>POSTS:</p> <p>4x Artisan sup (PL 7)</p> <p>8x Artisan Foreman (PL 8)</p> <p>8x Artisan (PL 10)</p> <p>8x Principal General Foreman (PL 11)</p> <p>16x Snr General Foreman (PL 13)</p> <p>32X General Worker (PL 14)</p> <p>48x General Worker (PL 15)</p>
--

<p>SUB UNIT:BOREHOLES MAINTENANCE</p> <p>PURPOSE:To provide boreholes maintenance services</p> <p>FUNCTIONS</p> <p>1. Ensure maintenance of of retail supply structures and hardware</p> <p>POSTS:</p> <p>4x Artisan sup (PL 7)</p> <p>8x Artisan Foreman (PL 8)</p> <p>8x Artisan (PL 10)</p> <p>8x Principal General Foreman (PL 11)</p> <p>16x Snr General Foreman (PL 13)</p> <p>32X General Worker (PL 14)</p> <p>48x General Worker (PL 15)</p>
--

<p>SUB UNIT:PIPELINES MAINTENANCE</p> <p>PURPOSE:To provide pipelines maintenance services.</p> <p>FUNCTIONS</p> <p>1. Ensure maintenance of of retail supply structures and hardware</p> <p>POSTS:</p> <p>4x Artisan sup (PL 7)</p> <p>8x Artisan Foreman (PL 8)</p> <p>8x Artisan (PL 10)</p> <p>8x Principal General Foreman (PL 11)</p> <p>16x Snr General Foreman (PL 13)</p> <p>32X General Worker (PL 14)</p> <p>48x General Worker (PL 15)</p>

Technical Services department



Technical Services department

<p>SUB SECTION: CENTRAL MAINTENANCE</p> <p>PURPOSE: To manage Central Maintenance</p> <p>1. Provide electrical maintenance services 2. Provide mechanical maintenance and heavy machinery services 3. Manage Admin Support Services</p> <p>POSTS: 1x Deputy Manager PL 4 (new proposed) See Page 29</p>
--

<p>UNIT: ELECTRICAL MAINTENANCE</p> <p>PURPOSE: To provide electro maintenance services</p> <p>FUNCTIONS 1. Ensure maintenance of of bulk supply structures and hardware</p> <p>POSTS 4x Snr Artisan Sup (PL 5) 4x Artisan sup (PL 7) 8x Artisan Foreman (PL 8) 8x Artisan (PL 10) 4x Driver: HVM (PL 12) 4x Driver EHVM (PL 12) 8x Principal General Foreman (PL 11) 16x Snr General Foreman (PL 13) 32X General Foreman (PL 14) 48x General Worker (PL 15)</p>

<p>UNIT: MECHANICAL & HEAVY MECHINERY MAINTENANCE</p> <p>PURPOSE: To provide mechanical maintenance services</p> <p>FUNCTIONS 1. Ensure maintenance of bulk supply structures and hardware</p> <p>POSTS 4x Snr Artisan Sup (PL 5) 4x Artisan sup (PL 7) 8x Artisan Foreman (PL 8) 8x Artisan (PL 10) 4x Driver: HVM (PL 12) 4x Driver EHVM (PL 12) 8x Principal General Foreman (PL 11) 16x Snr General Foreman (PL 13) 32X General Foreman (PL 14) 48x General Worker (PL 15)</p>

<p>UNIT: ADMINISTRATION SUPPORT</p> <p>PURPOSE: To provide Administrative support</p> <p>FUNCTIONS 1. Coordination of Procurement services 2. Coordination of Human Resources functions 3. Provision of Personnel services 4. Provision of Finance services</p> <p>POSTS 1x Snr Admin Clerk (PL 9) 2x Admin Clerk (PL 12) 4x General Worker (PL 15)</p>
--

SECTION 5.5: MUNICIPAL FINANCIAL VIABILITY AND MANAGEMENT

5.5.1 Basic interventions that address the Audit Report

The 2010/11 financial statement was prepared in terms of section 122 of the MFMA and submitted to the Auditor General for Audit. In terms of section 126(3) of the MFMA, the Auditor General must audit the financial statements to the Accounting Officer.

The Auditor General concluded the 2011/12 audit Report as disclaimer. Table 5.12 VDM prepared Audit Action plan to deal with the issues raised in the Audit report:

Table 5.12: Audit Findings and Interventions

No	DEPARTMENT	FINDINGS	PROPOSED REMEDIAL ACTION/ INTERVENTION
1	Finance	<p>Property Plant and Equipment Assets in the fixed assets register could not be verified.</p>	<p>The Unbundling report has been corrected and matched with the Assets Register The assets register will be updated as when the unbundling of the Project is completed and the description will be checked to ensure accuracy of data. The fixed assets register will be submitted to the satellite managers on monthly basis to ensure that they confirm the existence of the assets recorded in the Assets register Random spot verification will be performed to ensure that the information submitted by the satellite managers is Accurate and Reliable. Verification team has been established and the assets in the register have been traced to the ground and once identified they are marked with a spray paint as proof of verification</p>
2	Finance	<p>Property Plant and Equipment Municipality did not assess the assets for impairment as required by GRAP 21.</p>	<p>The Assessment impairment on the assets will be done on the final round of verification that will be done to ensure that all the assets are conditionally assessed and impaired where applicable. The satellite Managers will update the Assets Management unit on monthly basis regarding the condition of the assets. Due to the vastness of the Infrastructure assets of the Municipality we are in the view that on monthly basis we record any damages to the assets as identified by the satellite managers. During the final verification of the assets and</p>

			after considering the monthly reports showing the assets that were damaged then municipality will assess the impairment. Effectively it means impairment will be provided when the assets are verified.
3	Finance	<p>Revenue and Consumer Receivables No proper controls in place to ensure that completeness of revenue and receivables from Local Municipalities Provision of doubtful debts not correctly calculated and information disclosed by Local Municipality not agreeing with figures disclosed by the District.</p>	<p>The procedure manuals have been developed for testing the completeness and accuracy of the revenue on monthly basis and each municipality has been allocated a dedicated employee to ensure that the data of the municipality is checked and validated every month in line with the recommendations of the Auditor General Monthly reconciliations will be provided to Senior Manager for verification and progress report provided by each member. The Local Municipalities CFO'S are submitting the schedule of the Expenditures and Revenue Received and the figures are agreed by both Parties and signed off monthly. The services provider will be appointed to help with consolidation and proper accounting of water transaction.</p>
4	Finance	<p>Other Receivables Impairment for other receivables was not done retrospectively restated as required by the Standards of Generally Recognised Accounting Practices Prior years other receivables impairment not done in terms of the GRAP 104.</p>	<p>During the preparation of the Interim financial statements the all the matters relating to financial reporting will be addressed and independent reviewer will be requested to review compliance before submission is made to Auditor General. The service provider will be appointed to help with the preparation of the Annual Financial Statements and deal with water services issues.</p>
5	Finance	<p>Cash and Cash Equivalents Municipality did not implement adequate controls to ensure that the bank reconciliation are prepared and reviewed adequately on monthly basis and the following deficiencies were identified,</p>	<p>To review the contents of the Bank reconciliation Statements on Monthly basis and also the bank statement to ensure that all identical transactions are followed up immediately to avoid double payments. To provide more on job training to the Compliers of Reconciliations. The bank reconciliation function will be moved to Budget and Treasury office to create independence of the function.</p>

		<p>1.Stale cheques were identified</p> <p>2.Duplicate payment of R 782 549.00 was not investigated and followed up</p>	
6	Finance	<p>Value added Taxation</p> <p>The municipality has entered into agency agreement with the local municipalities but the vat was not accounted in accordance with the Vat Act .</p> <p>Vat was also claimed on non-qualifying items at wrong amounts</p>	<p>The discussions were held with Local Municipality and it was clearly agreed as from 1 July 2012 the Local municipality would not declare any Vat on the sale of water but the district will declare at the point where the consumers are paying to the Local Municipalities for services but not when Local municipality pays the District.</p> <p>Spot reconciliation of Invoices and General Ledger will be performed to ensure that the amounts for Vat are correct.</p> <p>All the invoices are captured individually to avoid the incorrect capturing of vat or vat on non-zero rated expenditure like fuel.</p> <p>Memorandum indicating the Non vat able and Zero Rated Transactions has been submitted to the Invoice capturers to enable them to process the correct vat amount</p> <p>Provide on Job training to the Expenditure Personnel.</p>
7	Finance	<p>Inventory</p> <p>Prior year Inventory balances were not properly adjusted</p>	<p>The Water inventory related expenditure has been ring-fenced to allow proper processes of inventory Valuation.</p> <p>On monthly basis verify the Water Inventory expenses to confirm if all the transactions that took place have been recorded to ensure completeness of Inventory.</p> <p>Obtain monthly production volumes from all the purification plants of the municipality.</p>
8	Finance	<p>Trade and other Payables</p> <p>The municipality did not accrue for invoices in respect of goods and services received amounting to R20 248 307</p>	<p>To provide more on job training and developing of procedure manuals. The municipality will issue an internal communication to indicate that all the invoices received after the 10th of June 2013 must be consolidated into a list to ensure that a proper accrual list is compiled. The Accrual list will be matched with the invoice register and Payment schedule or Bank statement to ensure completeness of the Accruals.</p>

9		<p>Trade and other Payables Consequently I was unable to determine whether any adjustment relating to trade and other payables of R3 579 955 (2011: R82 699 798) disclosed in note 12 to the financial statements was necessary.</p>	<p>Detailed transaction in the vote to be extracted and analysed to ensure proper classification and recording. All Journals processed in the vote should be inspected to check its correctness and validity. Regular review of monthly debtors accounts</p>
10	Finance	<p>Trade and other Payables-Retentions There was no system of control over the recoding and accounting for retentions in the accounting records and financial statements</p>	<p>The retention register is been compiled per project and all the individual certificate showing the Retention amount is filled with Reconciliation to ensure easy reference to the Reconcilaitions</p>
11	Finance	<p>Trade and other Payables-Water Payables The district municipality in its capacity as principal has entered into an agency agreement with its four local municipalities for the provision of water and sewerage services as agents. I have identified a difference of R248 459 064 between the water payables included in note 12 to the financial statements and the amounts per local municipalities' financial statements. There were no satisfactory alternative procedures I could perform to obtain reasonable assurance that the water creditors are correctly recorded</p>	<p>The procedure manuals have been developed for testing the completeness and Accuracy of the Expenditure and Payables on monthly basis and each municipality has been allocated a dedicated employee to ensure that the data of the municipality is checked and validated every month in line with the recommendations of the Auditor General Municipalities submitting the signed accounts supported by portfolio of evidence to ensure accuracy of information on monthly basis and the information must be signed off for Accountability Purposes.</p>

12	All Departments	<p>Provisions There was no system of control over the leave records of the municipality on which I could rely for the purpose of my audit as I noted differences between the actual leave days taken by employees per approved leave forms and the days recorded in the payroll system</p>	Human Resources section to conduct the leave Audit in order to detect the differences between the leave on the system and the leave days per actual forms take.
13	Finance	<p>Provisions Included in the provision amount of R21 120 244 in note 6 to the financial statements is an amount of R5 385 488 (2011: R5 012 884) relating to long service awards that should have been disclosed and classified separately as in terms of South African Standards of Generally Recognised Accounting Practice, GRAP 19, Provisions</p>	Obtained the financial statement preparation guide showing the proper presentation of the Annual Financial Statements. The municipality will engage the service of independent reviewer of AFS and the financial statement preparation process will be tabled to the Audit Committee for inputs
14	Finance	<p>Expenditure Management Invoices were not paid in within 30 days from date of submission</p>	<p>Implementation of invoice register and following up on the Invoices that are not paid within 30 days. Creating the database of all long outstanding invoices and making follow up as why the invoices were not paid. The municipality has established a payment schedule whereby all the invoices received before the 10th are paid on the 15th and all invoices received 15th are paid on the 29th.By comparing the Invoice register and payments processed the municipality will be able to identify the invoices that are not paid. The process will enable us to identify invoices that were not paid within on normal intervals and follows will be made on invoices with disputes to ensure compliance with 30 days.</p>

16	Finance	<p>Provisions The district municipality in its capacity as principal has entered into an agency agreement with its four local municipalities for the provision of water and sewerage services as agents. I have identified an unexplained difference of R5 708 188 between the leave provision balances from the local municipalities recorded in the financial records and the confirmation letters received from the local municipalities</p>	<p>Local Municipalities to submit the signed accounts supported by portfolio of evidence to ensure accuracy of information on monthly basis and the information must be signed off for Accountability Purposes. Extract all the Journals that have been processed within the vote and to ensure that the transactions have been correctly classified.</p>
17	Finance	<p>Accumulated Surpluses SA Standards of GRAP 3, Accounting Policies, Changes in Accounting Estimates and Errors requires that an entity to correct material prior period errors retrospectively in the first set of financial statements authorised for issue after their discovery by restating the comparative amounts for the period presented in which the error occurred. I noted that corrections of prior period errors for property, plant and equipment to the value of R32 356 754 were accounted for against repairs and maintenance of R61 261 646 (2010: R50 893 983), instead accumulated surplus. The comparative figures</p>	<p>All journals imputed into the account vote are analysed to ensure the correct classification of accounts.</p>

		were also not restated as required by SA Standards of GRAP 3, Accounting Policies, Changes in Accounting Estimates and Errors.	
18	Technical Services & Finance	<p>Commitments I identified contracts to the value of R71 097 652 that were not included in the contracts register and thus unutilised amounts excluded from the commitments balance disclosed in note 30 to the financial statements. I further identified differences between the underlying financial records and the commitments disclosed in the financial statements</p>	A register of all contract awarded by the Municipality will establish to ensure that the commitment register is completed with the Accurate information. The contact register will further be agreed to the retention register to ensure that all the projects that exist have been recorded.
19	Finance	<p>Personnel Expenditure I was unable to obtain sufficient appropriate audit evidence or explanations on the difference of R2 484 416 noted between the payroll system and financial statements</p>	The salary suspense account reconciliation is performed on monthly basis and the differences that are identified between the Payday systems and Promise Financial Management System are followed up to determine the causes
20	Finance	<p>Revenue Management No weekly reconciliations of performed by the Municipality</p>	Revenue reconciliations to be prepared and ensuring that the reconciliation accounts agreed to the total revenue votes of the Municipality
21	Technical Services & Finance	<p>Distribution Losses I could not obtain sufficient and appropriate audit evidence to confirm the value, occurrence, completeness and accuracy of the distribution losses of 12 369 485kl as disclosed in note 42 to</p>	Technical services will on Monthly basis provide Finance section with the water readings ensuring that Distribution Losses are identified and monitored throughout the year.

		the financial statements	
23	Finance & PMS	Human Resources Management Finance and supply chain Management officials were not assessed promptly in order to identify and address gaps in competency levels as required by the Municipal Regulations on Minimum Competency Level regulation	Finance and Supply chain Officials to Participate in the CPMD programme
24	Finance, Corporate & PMS	Human Resources Management The annual report of the Municipality did not reflect information on compliance with prescribed minimum competencies as required by the Regulations	The annual report will be updated to reflect the information compliance with prescribed Minimum competencies as required by the Regulations on Minimum Competency Level Regulations
28	Finance	Water Services Expenditure The district municipality in its capacity as principal has entered into an agency agreement with its four local municipalities for the provision of water and sewerage services as agents. There was no system of control over water expenditure on which I could rely on for the purpose of my audit, and there were no satisfactory alternative procedures that I could perform to obtain reasonable assurance that all water service expenditure was properly recorded	The procedure manuals have been developed for testing the completeness and Accuracy of the Expenditure and Payables on monthly basis and each municipality has been allocated a dedicated employee to ensure that the data of the municipality is checked and validated every month in line with the recommendations of the Auditor General
30	Finance	Cash Flow statement Presentation of a cash flow statement,	The municipality will engage the service of the independent reviewer to ensure that minimum requirement of reporting are complied with.

		summarising the municipality's operating, investing and financing activities, is required by the Standard of Generally Recognised Accounting Practice, GRAP 2, Cash flow statements. Included in the cash flow statement are the following amounts which could not be substantiated to the amounts disclosed in the statements of financial position and performance	The process of data purification has commenced and we are validating all the transactions that were processed within the individual votes.
31	Finance	Revenue Management Credit Control and debt collection policy was not implemented as required by the section 64(2)(h)	District to engage Local municipality on the issues of debt Collections enforcement. Cut-off procedures to be effected on the more especially on the Businesses and Government Department Service provider to be appointed to deal with Credit Control in Local Municipality.

5.5.2 VDM 2013/14-2015/16 BUDGET

The 2013/16 draft budget is compiled in line with the requirements of Chapter 4 of the Municipal Finance Management Act as well as the Budget and Reporting Regulations. In preparing the budget, the budget circulars issued by the National Treasury were also considered. The National Treasury has gazetted the Municipal Budget and Reporting Regulations to ensure alignment with the GRAP accounting standards.

National Treasury issued circular 48, 51, 54, 55, 58, 66 and 67 guiding municipalities for the preparation of their 2013/16 draft budget

- **OPERATING BUDGET**

The operating budget has increased by 23% compared to the 2012/13 allocation of R610 686 823 to R746 436 752 in the 2013/14 budget. This results from increased in compensation of employees after taking into account the multi-year Salary and Wage Collective Agreement for the period 1st July to 30 June 2015 and the transfer of water staff from the local municipalities and appointment of securities.

The agreement provides for a wage increase based on the average CPI for the period 1st February 2012 and until 31st January 2013, plus 1.25 per cent for the 2013/14 financial year. The takeover of water employees from the local municipalities contributed significantly in the increased salaries bill of the municipality. Due to the financial constraints resulting from the increase salaries expenditure we have taken a decision that:

- In the 2013/14 Financial Year, priority shall be given to critical positions (those which the municipality cannot do without) which shall be subjected to Senior Management for consideration before approval by the Accounting Officer or as and when the budget allows.

The total allocation of operating budget is R746 436 752, 35 which are 56% of the total budget and is allocated as follows:

Table 5.13 : OPERATING BUDGET	
Employee Related Cost	412,688,051.37
Councillor Remuneration	9,546,361.51
General Expenses	260,952,693.79
Repairs and Maintenance	63,249,645.69
TOTAL	746,436,752.35

- **CAPITAL BUDGET**

The total allocation to the capital expenditure is R582 689 547, 74 which is 44% of the total budget and it is distributed as follows:

TABLE 5.14: CAPITAL BUDGET ALLOCATION	
Capital Outlay	4,620,000.00
Contribution to Project	578,249,547.74
TOTAL	582,869,547.74

TABLE 5.15: CONTRIBUTION TO CAPITAL PROJECTS	
Roads	6,000,000.00
Led projects	8,550,000.00
Water	521,199,547.74
Sewer	17,500,000.00
Sanitation	25,000,000.00

TOTAL 578,249,547.74

5.5.3 Risk Management Strategy

The effective management of risks within Vhembe District Municipality is of critical importance. The Risk Management Unit assists PM in achieving its objectives by using a systematic, disciplined approach to evaluate and improve the effectiveness of risk management, control and governance processes. This will be done through the implementation of approved Risk Management Strategy and the Anti-Fraud and Corruption strategy. The strategy therefore is the base on which the individual departments should have in order to put together the risk plan on how the priorities in the strategic plan are to be implemented with minimum delays.

5.5.3.1 Aim

The aims of this risk management are to help Management to make informed choices:

- To provide a level of assurance that current significant risks are effectively managed;
- Improve municipality's performance by assisting and improving decision making and planning;
- Promote a more innovative, less risk averse culture in which the taking of calculated risks in pursuit of opportunities to benefits the organisation is encouraged;
- Provide a sound basis for integrated risk management and internal controls as components of good corporate governance
- Establish a culture of risk management within Vhembe District Municipality;
- Effectively manage specific risks within the municipality such as fraud and corruption; and
- Ensure that the municipality complies with legislation, policies, and regulatory requirements
- Development of the Strategic Risk Management assessment and operational risk assessment

5.5.3.2 Challenges

- Performance Agreement signed by Section 57 Managers must include issues of Risk Management as a performance measure

5.5.3.3 Implementation

- Strategic risk assessment conducted
- Adoption of the risk management strategy by council
- Tabling of the strategic risk assessment to the Audit Committee
- Workshops of the strategy to the Employees of the municipality
- Review of the strategy on annual basis
- Updating of the risk register on monthly basis
- Tabling to council and Audit committee the strategic risk assessment for the development of the internal audit plan
- Establishment of the risk management committee

5.5.4 Revenue Enhancement Measures

The Municipality is to a large extent dependent on grants and subsidies to augment its operating income and, with little income received from Bulk water sale. The district municipality will ensure that local municipalities are being billed on a monthly basis for bulk water consumed by local community. The district will also ensure the service charges are paid in line with the service level agreement e.g rental fees. The district is in the process of developing Revenue enhancement strategy.

MUNICIPAL PUBLIC ACCOUNTS		0	7	/	1	5	/	2	1	/	2	8	1	8	/	L	4/	D	C	2	8
Imbizos/DCF/ISSC																					
District Spokee's Forum																					
Council																					
Mayor's Committee																					
Portfolio Committee	Mayor's Forum																				
meetings	Technical																				
Quarterly Review meeting																					
M&E Forum																					
Local Labour Forum																					
Management meeting																					
General staff Mass Meeting																					
Audit Committee meeting																					
IDP/Budget Cons. Meetings																					
IDP Rev Forum																					
District Dev Planning Forum																					
IDP Cluster meeting																					
IDP Steering Committee meeting																					
ICT Forum																					
Youth, Senior Citizen, Gender																					
District water Services planning &																					
District Sanitation & Operation &																					
District Energy Forum																					
PMU meetings																					
Cost recovery & refurbishment																					
Road Infrastructure Forum																					
Technical Managers Forum																					
Disaster Advisor Committee																					
District Sport, Arts & Culture																					
Crime Management Forum																					
Food control committee																					
Waste Management Forum																					
AIDS Technical Council																					
AIDS Council																					
Health council																					
Community Services Forum																					
Corporate Forum/ C.F.O Forum																					
Land (Reform) Forum																					
GIS Forum/ Technical Forum																					
Forestry Forum																					
SMME Forum / LED Council																					
Tourism Forum/Regional Tourism																					
Agricultural Forum																					
Transport & licencing Forum																					
Strategic meetings																					

MUNICIPAL PUBLIC ACCOUNTS	12/2013			16/17
Imbizos/DCF/LISSC				L1 0/19
District Speaker's Forum			21	216
Council				
Mavoral Committee			114	118
Portfolio Committee			21	019
meetings				
Quarterly Review meeting				
M&E Forum			00	00
Local Labour Forum			005	007
Management meeting			04	15/29
General staff Mass Meeting			210	219
Audit Committee meeting				
IDP/Budget Cons. Meetings				3/4/5
IDP Res Forum			01	10
District Dev Planning Forum				
IDP Cluster meeting		13/29		
IDP Steering Committee meeting				
ICT Forum			07	08
Youth, Senior Citizen, Gender	Y15	C18/G	22/D27	S06/C10/G17/
District water Services planning &			15	24
District Sanitation & Operation &			08	126
District Energy Forum				12
PMU meetings			08	14
Cost recovery & refurbishment			06	15
Road Infrastructure Forum			07	02
Technical Managers Forum			07	02
Disaster Advisory Committee				
District Sport, Arts & Culture				15
Crime Management Forum			26	6
Food control committee			02	
Waste Management Forum			01	
AIDS Technical Council			02	
AIDS Council			10	
Health council			16	
Community Services Forum				
Corporate Forum/ C.F.O Forum				07
Land (Reform) Forum				22
GIS Forum/ Technical Forum			11	12
Forestry Forum				00
SMME Forum / LED Council	LED	C	11	10
Tourism Forum/Regional Tourism			17	22
Agricultural Forum				
Transport & licencing Forum			02	
Strategic meetings	APRIL	2013	02/11/13	MAY. 2
FOURTH QUARTER				
APRIL-JUNE 2013				

MUNICIPAL PUBLIC ACCOUNTS		2013	2014	2015	2016
Imbizos/DCF/LISSC				06 /	18
District Speaker's Forum					
Council					
Mavoral Committee					
Portfolio Committee					
Meetings					
Quarterly Review meeting					
M&E Forum					
Local Labour Forum					
Management meeting		7		10 /	11
General staff Mass Meeting					
Audit Committee meeting					
IDP/Budget Cons. Meetings					
IDP Res Forum					
District Dev Planning Forum					
IDP Cluster meeting					
IDP Steering Committee meeting					
ICT Forum					
Youth, Senior Citizen, Gender		M2		C	05/
		8/Y		07	Y11
		24			
District water Services planning &					
District Sanitation & Operation &					
District Energy Forum					
PMLI meetings					
Cost recovery & refurbishment					
Road Infrastructure Forum					
Technical Managers Forum					
Disaster Advisory Committee					
District Sport, Arts & Culture				A	07
Crime Management Forum				C	
Food control committee					
Waste Management Forum					
AIDS Technical Council					
AIDS Council					
Health council					
Community Services Forum					
Corporate Forum/ C.F.O Forum					
Land /Reform Forum					
GIS Forum/ Technical Forum		4			
Forestry Forum					
SME Forum / LED Council					
Tourism Forum/Regional Tourism					
Agricultural Forum				0	7
Transport & licencing Forum					
Strategic meetings					
D A T E S		0	J	2	3
		1	U	0	
		3	N	1	
			E	3	
			2		
			0		
			1		
			3		
Address: Private Bag x 5006 Thohoyandou 0950 Tel: (015) 960 3500 Fax: (015) 962 1017 Website: www.Vhembe.gov.za Developed by Development Planning Department		FOOTNOTES: 1st Council - Approval of IDP Framework and Process Plan, and SDBIP 2nd Council – Approval of Policies, Plans and Strategies etc. 3rd Council – Approval of Draft IDP Review and Budget for Public Comment/ Input 4th Council – Approval of Final IDP review and Budget		NB. Office of the Executive Mayor's Meetings S- Senior Citizen meetings, PWD- Persons with Disability, Y- Youth Council, G- Gender and MRM- Moral Regeneration Movement, DC- District Communicators Forum, L- LISSC	
		NB.SPORTS, ARTS & CULTURE MEETINGS AC- Arts & Culture meetings and S– Sports Council			

SECTION 6: IMPLEMENTATION PLAN

6.1 VDM PROGRAMME AND PROJECTS

Table 6.1: Infrastructure Programmes and Projects

VDM INFRASTRUCTURE PROJECTS FOR 2013/14-2016/17 YEARS														
PROJECTS NO.	PROGRAMME AND PROJECT NAME	PROGRAMME/ PROJECTS DESCRIPTION	LOCATION				IMPLEMENTING AGENT	Overall Budget	PLANNING AND DESIGN		IMPLEMENTING PERIOD AND BUDGET			
			District Municipality	Local Municipality	Town/Village	Coordinates			Financial Year	Budget	2013/14	2014/15	2015/16	2016/17
1. PROGRAMME(S)														
	Public Transport Management System	Developing the road asset management system	VD M	ALL			VD M				R300 000.00			
	Car rental & lease		VD M				VDM				R16 750 000.00			
	Water Indaba		VD M				VDM				R650 000.00			

VDM INFRASTRUCTURE PROJECTS FOR 2013/14-2016/17 YEARS														
PROJECTS NO.	PROGRAMME AND PROJECT NAME	PROGRAMME/ PROJECTS DESCRIPTION	LOCATION				IMPLEMENTING AGENT	Overall Budget	PLANNING AND DESIGN		IMPLEMENTING PERIOD AND BUDGET			
			District Municipality	Local Municipality	Town/Village	Coordinates			Financial Year	Budget	2013/14	2014/15	2015/16	2016/17
	EPWP worker		VDM				VDM				R1.5m			
	Community Operators		VDM				VDM				R3m			
	Technical support		VDM				VDM				R2m			
	Road management system		VDM	All			VDM				R1.6m			
2. WATER & SANITATIONS PROJECTS														
2.1. DWA FUNDED PROJECTS														
	Vhembe District Municipality rural sanitation		VDM	Thul/ma k			VDM				R 25m			

VDM INFRASTRUCTURE PROJECTS FOR 2013/14-2016/17 YEARS														
PROJECTS NO.	PROGRAMME AND PROJECT NAME	PROGRAMME/ PROJECTS DESCRIPTION	LOCATION				IMPLEMENTING AGENT	Overall Budget	PLANNING AND DESIGN		IMPLEMENTING PERIOD AND BUDGET			
			District Municipality	Local Municipality	Town/Village	Coordinates			Financial Year	Budget	2013/14	2014/15	2015/16	2016/17
	Dzindi bulk water supply and reticulation Phase 2	Water reticulation	VD M	Thul			VD M				R 10m			
	Dzindi bulk water supply and reticulation Phase 3	Water reticulation	VD M	Thul			VD M				R 12m			
	Makhado upgrading of sewer plant	Upgrade of WWTW	VD M	Mak			VD M				R4m			
	Matsa, Mamvuka Manyii bulk water supply	bulk water supply	VD M	Mak			VD M				R 25m			
	Tshikhudini (Bulk line to budeli, mutoti,dumasi and Tshilivho Water Reticulation water supply	Bulk and Water reticulation	VD M	Thul			VD M				R20m			
	Shayandima Extensions 9,10 and 11 water reticulation Phase 2	Water reticulation	VD M	Thul			VD M				R4m			

VDM INFRASTRUCTURE PROJECTS FOR 2013/14-2016/17 YEARS														
PROJECTS NO.	PROGRAMME AND PROJECT NAME	PROGRAMME/ PROJECTS DESCRIPTION	LOCATION				IMPLEMENTING AGENT	Overall Budget	PLANNING AND DESIGN		IMPLEMENTING PERIOD AND BUDGET			
			District Municipality	Local Municipality	Town/Village	Coordinates			Financial Year	Budget	2013/14	2014/15	2015/16	2016/17
	Shayandima Extensions 9,10 and 11 water reticulation Phase A: Bulk water supply	Bulk water supply	VD M	Thul			VD M				R5m			
	Shayandima Extensions 9,10 and 11 water reticulation Phase B Reservoir	Reservoir	VD M	Thul			VD M				R9m			
	Xikundu/Mhinga water reticulation phase 2	Water reticulation	VD M	Thul			VD M				R 30m			
	Xikundu/Mhinga RWS Bulk water supply	Bulk Water supply	VD M	Thul			VD M				R 50m			
	Mavhode,Madatshistshi ,Tshamulungwi,Mafhoh oni water supply	Water supply	VD M	Mutale			VD M				R 3m			
	Malamulele West water reticulation phase 3	Water reticulation	VD M	Thul			VD M				R 30m			
	Malamulele West phase 1B- Muswani	Water supply	VD M	Thul			VD M				R 1m			
	Malamulele West	Water supply	VD	Thul			VD				R 3m			

VDM INFRASTRUCTURE PROJECTS FOR 2013/14-2016/17 YEARS														
PROJECTS NO.	PROGRAMME AND PROJECT NAME	PROGRAMME/ PROJECTS DESCRIPTION	LOCATION				IMPLEMENTING AGENT	Overall Budget	PLANNING AND DESIGN		IMPLEMENTING PERIOD AND BUDGET			
			District Municipality	Local Municipality	Town/Village	Coordinates			Financial Year	Budget	2013/14	2014/15	2015/16	2016/17
	phase 1B -Mpambo		M				M							
	Malamulele West phase 1B- Phaphazela Reservoir	Reservoir	VD M	Thul			VD M				R 4,2m			
	Malamulele West phase 1B- Elavated tanks	Elavated tanks	VD M	Thul			VD M				R 7m			
	Malamulele West water reticulation phase1B- phaphazela water reticulation	Water reticulation	VD M	Thul			VD M				R 8m			
	Malamulele West phase 1B – Mudabula water reticulation (including professional fees)	Water reticulation	VD M	Thul			VD M				R 9,5m			
	Kurhuleni North storage and reticulation	Water reticulation	VD M	Makh			VD M							R 21,4 m

VDM INFRASTRUCTURE PROJECTS FOR 2013/14-2016/17 YEARS														
PROJECTS NO.	PROGRAMME AND PROJECT NAME	PROGRAMME/ PROJECTS DESCRIPTION	LOCATION				IMPLEMENTING AGENT	Overall Budget	PLANNING AND DESIGN		IMPLEMENTING PERIOD AND BUDGET			
			District Municipality	Local Municipality	Town/Village	Coordinates			Financial Year	Budget	2013/14	2014/15	2015/16	2016/17
	Malamulele East: Jerome Command Reservoir(3.5ml) (including professional fees)	Reservoir	VD M	Thul			VD M				R6m			
	Malamulele East: Jerome Command Reservoir(3.5ml) system phase 2	Reservoir	VD M	Thul			VD M				R24m			
	Malamulele East: Jerome Basani water	Water reticulation	VD M	Thul			VD M				-			
	Malamulele East: Jerome Phaweni water reticulation	Water reticulation	VD M	Thul			VD M				R3,1m			
	Malamulele East: Jerome Tshikonelo reticulation	Water reticulation	VD M	Thul			VD M				R13m			
	Tshishivhe, Mulodi Mangaya reticulation of water to RDP level phase 2	Water reticulation	VD M	Mut			VD M							R 1m

VDM INFRASTRUCTURE PROJECTS FOR 2013/14-2016/17 YEARS														
PROJECTS NO.	PROGRAMME AND PROJECT NAME	PROGRAMME/ PROJECTS DESCRIPTION	LOCATION				IMPLEMENTING AGENT	Overall Budget	PLANNING AND DESIGN		IMPLEMENTING PERIOD AND BUDGET			
			District Municipality	Local Municipality	Town/Village	Coordinates			Financial Year	Budget	2013/14	2014/15	2015/16	2016/17
	Mutale upgrading of Raw water dam	Upgrading of raw water	VD M	Mutale			VD M				R 14,5m			
	Tshagwa,Baimore and Tshiungani water reticulation	Water reticulation	VD M	Mutale			VD M				R2,5m			
	Damani RWS : Makonde and Luvhimbi upgrading of water treatment works phase 2 (p4)	Upgrading of WTW	VD M	Thul			VD M				R 27m			
	Damani RWS : upgrading of water treatment works phase 1	Upgrading of WTW	VD M	Thul			VD M				R 3,8m			
	Hlungwane (Ntlaveni) Water Reticulation	Water reticulation	VD M	Thul			VD M				R4m			
	Albasin RWS: Replacement of Bulk AC Pipes	Bulk Pipeline	VD M	Mak			VD M							R 50m
	Nandoni RWS: Bulk supply from Valdezia to	Bulk Pipeline	VD M	Mak			VD M							R 21,5

VDM INFRASTRUCTURE PROJECTS FOR 2013/14-2016/17 YEARS														
PROJECTS NO.	PROGRAMME AND PROJECT NAME	PROGRAMME/ PROJECTS DESCRIPTION	LOCATION				IMPLEMENTING AGENT	Overall Budget	PLANNING AND DESIGN		IMPLEMENTING PERIOD AND BUDGET			
			District Municipality	Local Municipality	Town/Village	Coordinates			Financial Year	Budget	2013/14	2014/15	2015/16	2016/17
	ELIM via Mpheni Village												m	
	Refurbishment	Construction of Operators house	VD M	Makhado			VD M		2012/13				R 150,000.00	
	Refurbishment in the following villages: Mutititi, Ha-Mantsha, Mamvuka, Tshinolwe, Tshikunise and Manyii villages	Refurbishment of boreholes, Pipeline, Storage facilities.	VD M	Makhado			VD M						R 4,5m	
	Sinthumule, Kutama, LMB & Makhado Contract C	Bulk storage	VD M	Makhado			VD M						R 4,40 m	
	Sinthumule, Kutama, LMB & Makhado Contract B7	Bulk pipeline	VD M	Makhado			VD M						R 10,7 m	

VDM INFRASTRUCTURE PROJECTS FOR 2013/14-2016/17 YEARS														
PROJECTS NO.	PROGRAMME AND PROJECT NAME	PROGRAMME/ PROJECTS DESCRIPTION	LOCATION				IMPLEMENTING AGENT	Overall Budget	PLANNING AND DESIGN		IMPLEMENTING PERIOD AND BUDGET			
			District Municipality	Local Municipality	Town/Village	Coordinates			Financial Year	Budget	2013/14	2014/15	2015/16	2016/17
	Sinthumule,Kutama,LM B & Makhado Contract B8	Bulk pipeline	VD M	Makhado			VD M							R 10,7 m
	Sinthumule,Kutama/D WA	Bulk supply	VD M	Makhado			VD M							R 66m
2.2. MIG FUNDED WATER PROJECTS														
	Phiphidi,Ngwenani Ya Themeli,Tshiawelo & dovhoni Mathule Z8	Water reticulation	VD M	Thulamela			VD M				R19,8 m			
	Block J EXTand Tswinga Internal water reticulation	Water reticulation	VD M	Thulamela			VD M				R100 000.00			R 10,3m
	Thohoyandou Block K Ext and block R water reticulation	water reticulation	VD M	Thulamela			VD M				R4m			
	Budeli,Mutoti and surrounding villages	Water reticulation	VD M	Thulamela			VD M				R100 000.0			R 12

VDM INFRASTRUCTURE PROJECTS FOR 2013/14-2016/17 YEARS														
PROJECTS NO.	PROGRAMME AND PROJECT NAME	PROGRAMME/ PROJECTS DESCRIPTION	LOCATION				IMPLEMENTING AGENT	Overall Budget	PLANNING AND DESIGN		IMPLEMENTING PERIOD AND BUDGET			
			District Municipality	Local Municipality	Town/Village	Coordinates			Financial Year	Budget	2013/14	2014/15	2015/16	2016/17
	water reticulation										0			m
	Duthuni (subvillages), Tshisaulu and Makumbane Bulk water supply and reticulation	Bulk and reticulation	VD M	Thulamela			VD M				R100 000.00			R 52 m
	Dzwerani and sub villages bulk supply and reticulation	Bulk and reticulation	VD M	Thulamela			VD M				R100 000.00		R 21m	
	Feasibility study of Milaboni, Mudunungu, Tshirenzheni and Tshikombani and Tshithuthuni bulk and reticulation water supply	Bulk and reticulation	VD M	Thulamela			VD M				R1000 00.00			R 50 m

VDM INFRASTRUCTURE PROJECTS FOR 2013/14-2016/17 YEARS														
PROJECTS NO.	PROGRAMME AND PROJECT NAME	PROGRAMME/ PROJECTS DESCRIPTION	LOCATION				IMPLEMENTING AGENT	Overall Budget	PLANNING AND DESIGN		IMPLEMENTING PERIOD AND BUDGET			
			District Municipality	Local Municipality	Town/Village	Coordinates			Financial Year	Budget	2013/14	2014/15	2015/16	2016/17
	Feasibility study of MTITITI areas, Jilongo, Halala, Muchipisi, Matsakale, Merwe A,B& C, Dinga, Mapapila, Peningtsa, Gijhamhandeni, Madonsi, Xithlelani bulk and reticulation	Bulk and reticulation	VD M	Thulam ela			VD M							R 51 m
	Feasibility study on bulk and retail water supply to Bunzhe, Makononi, Siambe, Mavhunda, Tshififi , Tshitani, Tshitwamaranzhe, Tshabvuma and Lufule 1.	Bulk and reticulation	VD M	Thulam ela							R100 000.00			R 33 m

VDM INFRASTRUCTURE PROJECTS FOR 2013/14-2016/17 YEARS														
PROJECTS NO.	PROGRAMME AND PROJECT NAME	PROGRAMME/ PROJECTS DESCRIPTION	LOCATION				IMPLEMENTING AGENT	Overall Budget	PLANNING AND DESIGN		IMPLEMENTING PERIOD AND BUDGET			
			District Municipality	Local Municipality	Town/Village	Coordinates			Financial Year	Budget	2013/14	2014/15	2015/16	2016/17
	Feasibility study on bulk water supply and reticulation upgrading of Ngulumbi, Ngovhela, Madamalala, Phindula, Maembeni, Muledzhi	Bulk and reticulation (Feasibility study)	VD M	Thulamela			VD M				R100 000.00		R 60m	
	Gundani and Tshamutora Water Reticulation to RDP Level	Reticulation	VD M	Mutale			VD M				R10.3m	R 450,000.00		R 10,2m
	Luphephe /Nwanedi RWS: Construction of Bulk Water Project from Muswodi Dipeni to	(FEASIBILITY STUDY) Bulk Pipeline	VD M	Mutale			VD M				R100 000.00			R 6,90m

VDM INFRASTRUCTURE PROJECTS FOR 2013/14-2016/17 YEARS														
PROJECTS NO.	PROGRAMME AND PROJECT NAME	PROGRAMME/ PROJECTS DESCRIPTION	LOCATION				IMPLEMENTING AGENT	Overall Budget	PLANNING AND DESIGN		IMPLEMENTING PERIOD AND BUDGET			
			District Municipality	Local Municipality	Town/Village	Coordinates			Financial Year	Budget	2013/14	2014/15	2015/16	2016/17
	Tshiungani A+B													
	Luphephe Nwanedi RWS: Bulk Infrastructure, Water Abstr: Folovhodwe Phase 1: WTW	Water Treatment Works	VD M	Mutale			VD M							R 800 m
	Luphephe Nwanedi RWS: Bulk Infrastructure, Water Abstr: Folovhodwe Phase 3: WTW Mechanical	Water Treatment Works	VD M	Mutale			VD M							R 10, 5m
	Luphephe Nwanedi RWS: Bulk Infrastructure, Water Abstr: Folovhodwe Phase 4: Bulk line to	Water Treatment Works	VD M	Mutale			VD M							R 25, 5m

VDM INFRASTRUCTURE PROJECTS FOR 2013/14-2016/17 YEARS														
PROJECTS NO.	PROGRAMME AND PROJECT NAME	PROGRAMME/ PROJECTS DESCRIPTION	LOCATION				IMPLEMENTING AGENT	Overall Budget	PLANNING AND DESIGN		IMPLEMENTING PERIOD AND BUDGET			
			District Municipality	Local Municipality	Town/Village	Coordinates			Financial Year	Budget	2013/14	2014/15	2015/16	2016/17
	Masisi													
	Luphephe,Nwanedi RWS: Bulk Infrastructure Phase 2: Reservoir & bulk line	Reservoir & bulk line	VD M	Mutale			VD M							R 1,5 m
	Luphephe/Nwanedi RWS: Construction of Bulk Pipeline from Folovhodwe to Muswodi Tshisimani	Bulk Pipeline	VD M	Mutale			VD M							R 7m
	Luphephe/Nwanedi RWS: Construction of bulk pipe line from Luphephe WTW to Folovhodwe	Water Treatment Works	VD M	Mutale			VD M							R 5,2 m

VDM INFRASTRUCTURE PROJECTS FOR 2013/14-2016/17 YEARS															
PROJECTS NO.	PROGRAMME AND PROJECT NAME	PROGRAMME/ PROJECTS DESCRIPTION	LOCATION				IMPLEMENTING AGENT	Overall Budget	PLANNING AND DESIGN		IMPLEMENTING PERIOD AND BUDGET				
			District Municipality	Local Municipality	Town/Village	Coordinates			Financial Year	Budget	2013/14	2014/15	2015/16	2016/17	
	Luphephe/Nwanedi RWS: Construction of Bulk Water pipeline from Muswodi Dipeni to Zwigodini and Tshipise	Bulk Pipeline	VD M	Mutale			VD M								R 6,5 m
	Mahunguwi, Mutuzuni and Babangwe bulk and retail water supply	Bulk and reticulation	VD M	Thulam ela			VD M								R 24 m
	Makhuvha (Tshilivho) Bulk and retail water supply	Bulk and reticulation	VD M	Thulam ela			VD M								R 21 m
	Makwarela Extention 3 (Water Reticulation)	reticulation	VD M	Thulam ela			VD M								R 10,3m
	Maname bulk and retail water supply	Bulk and reticulation	VD M	Thulam ela			VD M								R 12

VDM INFRASTRUCTURE PROJECTS FOR 2013/14-2016/17 YEARS														
PROJECTS NO.	PROGRAMME AND PROJECT NAME	PROGRAMME/ PROJECTS DESCRIPTION	LOCATION				IMPLEMENTING AGENT	Overall Budget	PLANNING AND DESIGN		IMPLEMENTING PERIOD AND BUDGET			
			District Municipality	Local Municipality	Town/Village	Coordinates			Financial Year	Budget	2013/14	2014/15	2015/16	2016/17
														m
	Manyuwa, Khalavha and Tshivhidulu bulk Water supply and reticulation	Bulk and reticulation	VD M	Thulamela			VD M							R 30 m
	Maungani Tshimboni ,Shupekani and Beuster Bulk and reticulation water supply	Bulk and reticulation	VD M	Thulamela			VD M							R 29 m
	Mavhode/Madatshits hi/Tshamulungu/Maf hohoni Water Supply	reticulation	VD M	Mutale			VD M				R3m			
	Mhinga/Lambani Bulk Water Supply	bulk supply	VD M	Thulamela			VD M							R 200 m
	Middle Letaba RWS: Doubling of Bulk Pipe line from Middle	Bulk Pipeline	VD M	Makha do			VD M							R 21 m

VDM INFRASTRUCTURE PROJECTS FOR 2013/14-2016/17 YEARS														
PROJECTS NO.	PROGRAMME AND PROJECT NAME	PROGRAMME/ PROJECTS DESCRIPTION	LOCATION				IMPLEMENTING AGENT	Overall Budget	PLANNING AND DESIGN		IMPLEMENTING PERIOD AND BUDGET			
			District Municipality	Local Municipality	Town/Village	Coordinates			Financial Year	Budget	2013/14	2014/15	2015/16	2016/17
	Letaba WTW to Magoro													
	Mukumbani, Tshila, Tshivhu, Raba, Ngwe, Mavho, Gonde & lunu Water Phase 3	Reticulation	VD M	Thulamela			VD M				R9.6m			
	Pfanani water reticulation	Reticulation	VD M	Makha do			VD M						R 3m	
	Malonga Water reticulation	(Feasibility study) Reticulation	VD M	Makha do			VD M				R100 000.00		R 3m	
	Tshikuwi water reticulation	Reticulation	VD M	Makha do			VD M						R 11m	
	Chavani and surrounding villages bulk water and reticulation	Bulk water and Reticulation (Feasibility study)	VD M	Makha do			VD M				R100 000.00		R 11m	
	Mpheni bulk water supply and	Reticulation	VD M	Makha do			VD M						R 6m	

VDM INFRASTRUCTURE PROJECTS FOR 2013/14-2016/17 YEARS														
PROJECTS NO.	PROGRAMME AND PROJECT NAME	PROGRAMME/ PROJECTS DESCRIPTION	LOCATION				IMPLEMENTING AGENT	Overall Budget	PLANNING AND DESIGN		IMPLEMENTING PERIOD AND BUDGET			
			District Municipality	Local Municipality	Town/Village	Coordinates			Financial Year	Budget	2013/14	2014/15	2015/16	2016/17
	reticulation													
	Tshituni, Tembaluvhilo, Mawoni bulk water supply and reticulation	Reticulation	VD M	Makha do			VD M						R 7m	
	Luvhalani, Tshikuwi, Paradise water supply	Reticulation	VD M	Makha do			VD M						R 7m	
	Mashau and surrounding villages bulk supply and reticulation	Bulk supply and Reticulation (Feasibility study)	VD M	Makha do			VD M				R100 000.00		R 7m	
	Tshirolwe Ext 3 storage and surrounding villages bulk supply and reticulation	Bulk supply and reticulation (Feasibility study)	VD M	Makha do			VD M				R100 000.00		R 6m	

VDM INFRASTRUCTURE PROJECTS FOR 2013/14-2016/17 YEARS														
PROJECTS NO.	PROGRAMME AND PROJECT NAME	PROGRAMME/ PROJECTS DESCRIPTION	LOCATION				IMPLEMENTING AGENT	Overall Budget	PLANNING AND DESIGN		IMPLEMENTING PERIOD AND BUDGET			
			District Municipality	Local Municipality	Town/Village	Coordinates			Financial Year	Budget	2013/14	2014/15	2015/16	2016/17
	Mapila bulk and reticulation	Feasibility study	VD M	Makha do			VD M							
	Siloam, Tshalovhedzi, Makatu, Manngo and Tshikudo and surrounding villages water supply	Reticulation (Feasibility study)	VD M	Makha do			VD M				R100 000.00		R 6m	
	Murangoni,MaranzheVondo la Ntha, Vondo la Fhasi, Tshikunda and Matondoni (new names Sengani,Makanga,R amulongo and Mafunzwaini) bulk and retail water supply	Bulk and reticulation(Feasibility study)	VD M	Thulamela			VD M				R100 000.00			R 22,3m

VDM INFRASTRUCTURE PROJECTS FOR 2013/14-2016/17 YEARS														
PROJECTS NO.	PROGRAMME AND PROJECT NAME	PROGRAMME/ PROJECTS DESCRIPTION	LOCATION				IMPLEMENTING AGENT	Overall Budget	PLANNING AND DESIGN		IMPLEMENTING PERIOD AND BUDGET			
			District Municipality	Local Municipality	Town/Village	Coordinates			Financial Year	Budget	2013/14	2014/15	2015/16	2016/17
	Mutshedzi RWS: Upgrading of the WTW	WTW	VD M	Makha do			VD M							R 78 m
	Waterval to Shirley Bulk supply (Nandoni System)	Bulk Pipeline (feasibility study)	VD M	Makha do			VD M				100 000.00 0			R 10, 8m
	Nandoni RWS: Construction of bulk pipeline from Nandoni to Mutshedzi WTW (Feasibility Study)	Feasibility Study	VD M	Makha do			VD M							R 160 ,3m
	Nandoni RWS: Construction of Bulk Pipeline from NN20B to Malavuwe including villages around	Bulk Pipeline	VD M	Thulam ela			VD M							R 24, 3m
	Nandoni RWS:	(Feasibility	VD	Thulam			VD							R

VDM INFRASTRUCTURE PROJECTS FOR 2013/14-2016/17 YEARS														
PROJECTS NO.	PROGRAMME AND PROJECT NAME	PROGRAMME/ PROJECTS DESCRIPTION	LOCATION				IMPLEMENTING AGENT	Overall Budget	PLANNING AND DESIGN		IMPLEMENTING PERIOD AND BUDGET			
			District Municipality	Local Municipality	Town/Village	Coordinates			Financial Year	Budget	2013/14	2014/15	2015/16	2016/17
	Construction of Bulk Pipeline with reticulation from NN20B to Muraga via Mangondi including Sidou and Jimm Kone	study)Bulk Pipeline and reticulation	M	ela			M							11,8m
	Nandoni RWS: Construction of Bulk Pipeline from Valdezia to Mowkop Reservoir	Bulk Pipeline	VD M	Makha do			VD M							R 165 ,3m
	Construction of Bulk Pipeline Vuwani to Waterval Nandoni and construction of reservoir	Bulk Pipeline and construction of reservoir (feasibility study)	VD M	Makha do			VD M				R100 000.0 0			R 30, 3m

VDM INFRASTRUCTURE PROJECTS FOR 2013/14-2016/17 YEARS														
PROJECTS NO.	PROGRAMME AND PROJECT NAME	PROGRAMME/ PROJECTS DESCRIPTION	LOCATION				IMPLEMENTING AGENT	Overall Budget	PLANNING AND DESIGN		IMPLEMENTING PERIOD AND BUDGET			
			District Municipality	Local Municipality	Town/Village	Coordinates			Financial Year	Budget	2013/14	2014/15	2015/16	2016/17
	Nandoni RWS: Construction of Bulk Water Supply from Elim to Mailaskop via Lemana and Vleifontein	Bulk Pipeline	VD M	Makha do			VD M							R 95,6m
	Ngovhela Tshiheni Water supply	Bulk and reticulation	VD M	Thulam ela			VD M							R 9,3 m
	Ngudza& dzingahe incl Matatshe Prison bulk water and reticulation	Bulk and reticulation	VD M	Thulam ela			VD M				R27m			
	Nzhelele RWS Tshedza, Vuvha, Murunwa, Maelula Nzhelele weir	(Feasibility study)Reticulation	VD M	Makha do			VD M						R 4,5 m	

VDM INFRASTRUCTURE PROJECTS FOR 2013/14-2016/17 YEARS														
PROJECTS NO.	PROGRAMME AND PROJECT NAME	PROGRAMME/ PROJECTS DESCRIPTION	LOCATION				IMPLEMENTING AGENT	Overall Budget	PLANNING AND DESIGN		IMPLEMENTING PERIOD AND BUDGET			
			District Municipality	Local Municipality	Town/Village	Coordinates			Financial Year	Budget	2013/14	2014/15	2015/16	2016/17
	Nzhelele North RWS: Construction of bulk pipeline from pfumbembe to Maranikwe to Mangwele, Sane, Natalie and Dolidoli	Bulk Pipeline and reticulation (Feasibility study)	VD M	Makha do			VD M				R100 000.00			R 25 m
	Bulk supply from Tshakhuma to Tsianda	Feasibility study (Bulk supply)	VD M	Makh			VD M							
	Nzhelele North RWS: Construction of Bulk Pipeline from Nzhelele North to Mudimeli, Makushu, Maangani and Musekwa villages.	Bulk Pipeline (feasibility study)	VD M	Makha do			VD M				R100 000.00			R 63 m

VDM INFRASTRUCTURE PROJECTS FOR 2013/14-2016/17 YEARS															
PROJECTS NO.	PROGRAMME AND PROJECT NAME	PROGRAMME/ PROJECTS DESCRIPTION	LOCATION				IMPLEMENTING AGENT	Overall Budget	PLANNING AND DESIGN		IMPLEMENTING PERIOD AND BUDGET				
			District Municipality	Local Municipality	Town/Village	Coordinates			Financial Year	Budget	2013/14	2014/15	2015/16	2016/17	
	Nzhelele RWS: Construction of Bulk Pipeline from Dolidoli to Ndouvhada, Phembani, Khakhu, Gaarside, Ngonavhanyai, Tshiva Thononda, Tshiheni and Gombani and surrounding villages	Bulk Pipeline and reticulation (feasibility study)	VD M	Makha do			VD M				R100 000.00				R 33 m
	Magavhini, Vhutuwan gadzebu, Tshikota. m andiwana water supply	water supply Feasibility Study	VD M	Makha do			VD M				R100 000.00				
	Nzhelele South RWS: Nzhelele Valley Feasibility	Feasibility Study	VD M	Makha do			VD M								R 1,5 m

VDM INFRASTRUCTURE PROJECTS FOR 2013/14-2016/17 YEARS														
PROJECTS NO.	PROGRAMME AND PROJECT NAME	PROGRAMME/ PROJECTS DESCRIPTION	LOCATION				IMPLEMENTING AGENT	Overall Budget	PLANNING AND DESIGN		IMPLEMENTING PERIOD AND BUDGET			
			District Municipality	Local Municipality	Town/Village	Coordinates			Financial Year	Budget	2013/14	2014/15	2015/16	2016/17
	study													
	Thohoyandou Block A (Miluwani/Tshidaulu) construction of Reservoir	Reservoir	VD M	Thulam ela			VD M				R3m			R 27,5m
	Tshiendeulu Water Supply Project Phase 2	Bulk and reticulation	VD M	Thulam ela			VD M							R 7,7 m
	Tshishivhe, Mulodi and Mangaya Water Reticulation	Bulk and reticulation	VD M	Mutale			VD M							R 18 m
	Vondo RWS: Construction of a dedicated bulk line for Thohoyandou CBD	Bulk Pipeline	VD M	Thulam ela			VD M							

VDM INFRASTRUCTURE PROJECTS FOR 2013/14-2016/17 YEARS														
PROJECTS NO.	PROGRAMME AND PROJECT NAME	PROGRAMME/ PROJECTS DESCRIPTION	LOCATION				IMPLEMENTING AGENT	Overall Budget	PLANNING AND DESIGN		IMPLEMENTING PERIOD AND BUDGET			
			District Municipality	Local Municipality	Town/Village	Coordinates			Financial Year	Budget	2013/14	2014/15	2015/16	2016/17
	Vondo RWS: water & waste projects (Vhufuli,Tshitereke & Makhuba)	Bulk Pipeline	VD M	Thulamela			VD M			R33m				
	Vondo RWS: Costruction of a bulk Pipeline from R7 to Makwarela Ext. 4	Bulk Pipeline	VD M	Thulamela			VD M							
	Vondo RWS: Upgrading of Vondo Water Treatment works	WTW	VD M	Thulamela			VD M							
	Construction of Bulk Pipeline from Vuwani to Vyeboom and construction of Reservoir	Bulk Water supply	VD M	Makhadu			VD M							
	Nandoni to Tshakhuma via	Bulk Water Supply	VD M	Makhadu			VD M						R 15m	

VDM INFRASTRUCTURE PROJECTS FOR 2013/14-2016/17 YEARS														
PROJECTS NO.	PROGRAMME AND PROJECT NAME	PROGRAMME/ PROJECTS DESCRIPTION	LOCATION				IMPLEMENTING AGENT	Overall Budget	PLANNING AND DESIGN		IMPLEMENTING PERIOD AND BUDGET			
			District Municipality	Local Municipality	Town/Village	Coordinates			Financial Year	Budget	2013/14	2014/15	2015/16	2016/17
	Levubu CBD													
	Nandoni to Tshitale Middle Letaba System (South East Section)	Bulk Water Supply	VD M	Makha do			VD M						R 21m	
	Waterval To Shirley Bulk Water Supply(Nandoni System)	Bulk Water supply	VD M	Makha do			VD M						R 8,2 m	
	Mpheni to Waterval via Elim Hospital Bulk Water Supply	Bulk Water Supply	VD M	Makha do			VD M					R 10,6m		
	Construction of new Command Reservoir @ Gumbani	Bulk Sotarage	VD M	Thulam ela			VD M						R 7m	
	Construction of Reservoir @ Tshilungoma(R9)	Bulk Storage	VD M	Thulam ela			VD M						R 12m	

VDM INFRASTRUCTURE PROJECTS FOR 2013/14-2016/17 YEARS														
PROJECTS NO.	PROGRAMME AND PROJECT NAME	PROGRAMME/ PROJECTS DESCRIPTION	LOCATION				IMPLEMENTING AGENT	Overall Budget	PLANNING AND DESIGN		IMPLEMENTING PERIOD AND BUDGET			
			District Municipality	Local Municipality	Town/Village	Coordinates			Financial Year	Budget	2013/14	2014/15	2015/16	2016/17
	Construction of Bulk Line from Vleifonten to Tshitale, Northern Section)	Bulk Pipeline	VD M	Makha do			VD M						R 34m	
	Construction of Rising main from RV6 Pump Station to RV9 and gravity main to RV10 @ Vuwani(Nandoni system)	Bulk supply lines	VD M	Makha do			VD M						R 15m	
	Construction of Water Services Laboratory Building	Building	VD M	Thulam ela			VD M						R 5,6 m	
	Construction of Water Services Call Centre	Building	VD M	Thula			VD M						R 15m	
	Construction of O & M Operators House:	Building	VD M	Thul			VD M						R 10	

VDM INFRASTRUCTURE PROJECTS FOR 2013/14-2016/17 YEARS														
PROJECTS NO.	PROGRAMME AND PROJECT NAME	PROGRAMME/ PROJECTS DESCRIPTION	LOCATION				IMPLEMENTING AGENT	Overall Budget	PLANNING AND DESIGN		IMPLEMENTING PERIOD AND BUDGET			
			District Municipality	Local Municipality	Town/Village	Coordinates			Financial Year	Budget	2013/14	2014/15	2015/16	2016/17
	Tshakhuma RWS,											m		
	Water pipeline condition survey (Replacement of AC Pipes: Shayandima, Makhado Town, Makwarela town, Sibasa and Thohoyandou Town Malamulele)	Bulk and reticulation (feasibility study)	VD M	Thul Mak			VD M					R100 000.00		R 45 m
	Valdezia to Mpheni Bulk WaterSupply	Bulk Supply	VD M	Mak			VD M						R 24m	
	Nandoni RWS: Construction of Bulk Pipeline from Valdezia to Mowkop Reservoir	Bulk Pipeline	VD M	Makha do			VD M					R30m		

VDM INFRASTRUCTURE PROJECTS FOR 2013/14-2016/17 YEARS														
PROJECTS NO.	PROGRAMME AND PROJECT NAME	PROGRAMME/ PROJECTS DESCRIPTION	LOCATION				IMPLEMENTING AGENT	Overall Budget	PLANNING AND DESIGN		IMPLEMENTING PERIOD AND BUDGET			
			District Municipality	Local Municipality	Town/Village	Coordinates			Financial Year	Budget	2013/14	2014/15	2015/16	2016/17
MWIG PROJECTS														
ZL PV 02 9	Levubu CBD WS	Site & drill for boreholes	Vhembe	Makhado	Levubu CBD		VDM				R 250,000	R 750,000	R 0.00	
ZL PV 03 0	Elim/Vleifinfein RWS WS	New borehole, tanks and tap reticulation	Vhembe	Makhado	Magangeni Lemana		VDM				R 450,000	R 0.00	R 0.00	
ZL PV 07	Tshitale RWS WS	New borehole, tanks and tap	Vhembe	Makhado	Maila Ext		VDM				R 650,000	R 0.00	R 0.00	

VDM INFRASTRUCTURE PROJECTS FOR 2013/14-2016/17 YEARS														
PROJECTS NO.	PROGRAMME AND PROJECT NAME	PROGRAMME/ PROJECTS DESCRIPTION	LOCATION				IMPLEMENTING AGENT	Overall Budget	PLANNING AND DESIGN		IMPLEMENTING PERIOD AND BUDGET			
			District Municipality	Local Municipality	Town/Village	Coordinates			Financial Year	Budget	2013/14	2014/15	2015/16	2016/17
0		reticulation										0		
ZL PV 03 1	Tshitale RWS WS	New borehole, tanks and tap reticulation	Vhembe	Makhado	Mpofu		VDM					R 450,000	R 0.0 0	R 0.00
ZL PV 03 2	Middle Letaba RWS: Majosi	New borehole, tanks and tap reticulation	Vhembe	Makhado	Mufeba West		VDM					R 500,000	R 0.0 0	R 0.00
ZL PV 03 4	Elim/Vleifinfein RWS WS	New borehole, tanks and tap reticulation	Vhembe	Makhado	Mundzhedzi		VDM					R 450,000	R 0.0 0	R 0.00

VDM INFRASTRUCTURE PROJECTS FOR 2013/14-2016/17 YEARS														
PROJECTS NO.	PROGRAMME AND PROJECT NAME	PROGRAMME/ PROJECTS DESCRIPTION	LOCATION				IMPLEMENTING AGENT	Overall Budget	PLANNING AND DESIGN		IMPLEMENTING PERIOD AND BUDGET			
			District Municipality	Local Municipality	Town/Village	Coordinates			Financial Year	Budget	2013/14	2014/15	2015/16	2016/17
ZL PV 03 5	Tshitale RWS WS	New borehole, tanks and tap reticulation	Vhembe	Makhado	Nthabala		VDM			R 450,000	R 0.0 0	R 0.00		
ZL PV 03 6	Nzhelele North RWS	New borehole, tanks and tap reticulation	Vhembe	Makhado	Phemba ni		VDM			R 450,000	R 0.0 0	R 0.00		
ZL PV 03 7	Nzhelele RWS	New borehole, tanks and tap reticulation	Vhembe	Makhado	Posaito		VDM			R 400,000	R 0.0 0	R 0.00		
ZL PV 03	Mutale Main RWS	MIG Project to address problem	Vhembe	Makhado	Tshiend eulu		VDM			R 0	R 400 ,00	R 0.00		

VDM INFRASTRUCTURE PROJECTS FOR 2013/14-2016/17 YEARS														
PROJECTS NO.	PROGRAMME AND PROJECT NAME	PROGRAMME/ PROJECTS DESCRIPTION	LOCATION				IMPLEMENTING AGENT	Overall Budget	PLANNING AND DESIGN		IMPLEMENTING PERIOD AND BUDGET			
			District Municipality	Local Municipality	Town/Village	Coordinates			Financial Year	Budget	2013/14	2014/15	2015/16	2016/17
8												0.00		
ZL PV 00 1	Middle Letaba Scheme: Majosi & Magoro Areas	(a) Source: Drill & test for boreholes; (b) Extend reticulation & connector bulk; (c) Refurbish mech/el equipment & system; (d) Nkuzana Pumpstation: Repair Pump#2	Vhembe	Makhado	Middle Letaba Scheme: Extensions & Refurbishment (For scheme VM/ML/MAJ & MAG)	VDM					R 2,521,088.22	R 2,267,178.31	R 8,570,846.45	

VDM INFRASTRUCTURE PROJECTS FOR 2013/14-2016/17 YEARS														
PROJECTS NO.	PROGRAMME AND PROJECT NAME	PROGRAMME/ PROJECTS DESCRIPTION	LOCATION				IMPLEMENTING AGENT	Overall Budget	PLANNING AND DESIGN		IMPLEMENTING PERIOD AND BUDGET			
			District Municipality	Local Municipality	Town/Village	Coordinates			Financial Year	Budget	2013/14	2014/15	2015/16	2016/17
ZL PV 00 2	Middle Letaba Scheme: NL6MM)	(a) Source: Drill & test for boreholes; (b) Extend reticulation & connector bulk; (c) Refurbish mech/el equipment & system	Vhembe	Makhado	Middle Letaba Scheme: Extensions & Refurbishment (For Scheme NL6MM)		VDM			R 495,147. 07	R 671, 96 9.8 6	R 2,54 0,31 6.52		
1 3 ZL PV 00 3	Tshakhuma Scheme	(a) Source: Drill & test for boreholes; (b) Extend reticulation & connector bulk;	Vhembe	Makhado	Tshakhuma Scheme: Extensions & Refurbis		VDM			R 606,146. 10	R 1,5 51, 355 .67	R 5,86 4,74 8.76		

VDM INFRASTRUCTURE PROJECTS FOR 2013/14-2016/17 YEARS														
PROJECTS NO.	PROGRAMME AND PROJECT NAME	PROGRAMME/ PROJECTS DESCRIPTION	LOCATION				IMPLEMENTING AGENT	Overall Budget	PLANNING AND DESIGN		IMPLEMENTING PERIOD AND BUDGET			
			District Municipality	Local Municipality	Town/Village	Coordinates			Financial Year	Budget	2013/14	2014/15	2015/16	2016/17
		Refurbish mech/el equipment & system; (d) Tshakuma WTW: Refurbish pumps, mechanical items & chlorination			hment (For Scheme NL1/2)									
ZL PV 00 4	Tshitale Scheme (For Scheme NL10)	(a) Source: Equip boreholes drill & test for boreholes; (b) Extend reticulation & connector bulk; (c) Refurbish	Vhembe	Makhado	Tshitale Scheme: Extensions & Refurbishment (For Scheme	VDM				R 706,089.45	R 2,221,814.72	R 8,399,353.83		

VDM INFRASTRUCTURE PROJECTS FOR 2013/14-2016/17 YEARS														
PROJECTS NO.	PROGRAMME AND PROJECT NAME	PROGRAMME/ PROJECTS DESCRIPTION	LOCATION			IMPLEMENTING AGENT	Overall Budget	PLANNING AND DESIGN		IMPLEMENTING PERIOD AND BUDGET				
			District Municipality	Local Municipality	Town/Village			Coordinates	Financial Year	Budget	2013/14	2014/15	2015/16	2016/17
		mech/el equipment & system			NL10)									
ZL PV 00 5	Valdezia Scheme (NL9)	(a) Source: Drill & test for boreholes; (b) Extend reticulation & connector bulk; (c) Refurbish mech/el equipment & system	Vhembe	Makhado	Valdezia Scheme: Extensions & Refurbishment (For Scheme NL9)	VDM				R 256,246.10	R 853,839.33	R 3,227,856.28		
ZL PV 00	Matshavhawe Kunda Scheme (NN10)	(a) Source: Drill & test for boreholes; (b)	Vhembe	Makhado	Matshavhawe Kunda	VDM				R 62,648.8	R 566,39	R 2,141,19		

VDM INFRASTRUCTURE PROJECTS FOR 2013/14-2016/17 YEARS													
PROJECTS NO.	PROGRAMME AND PROJECT NAME	PROGRAMME/ PROJECTS DESCRIPTION	LOCATION			IMPLEMENTING AGENT	Overall Budget	PLANNING AND DESIGN		IMPLEMENTING PERIOD AND BUDGET			
			District Municipality	Local Municipality	Town/Village			Coordinates	Financial Year	Budget	2013/14	2014/15	2015/16
6		Extend reticulation & connector bulk			Scheme: Extensions & Refurbishment (For Scheme NN10)					6	4.49	9.13	
ZL PV 00 7	Nzhelele North Scheme (NN13)	(a) Source: Drill & test for boreholes; (b) Extend reticulation & connector bulk; (c) Refurbish mech/el equipment &	Vhembe	Makhado	Nzhelele North Scheme: Extensions & Refurbishment (For Scheme	VDM				R 380,954. 18	R 1,1 92, 678 .74	R 4,50 8,80 5.62	

VDM INFRASTRUCTURE PROJECTS FOR 2013/14-2016/17 YEARS														
PROJECTS NO.	PROGRAMME AND PROJECT NAME	PROGRAMME/ PROJECTS DESCRIPTION	LOCATION				IMPLEMENTING AGENT	Overall Budget	PLANNING AND DESIGN		IMPLEMENTING PERIOD AND BUDGET			
			District Municipality	Local Municipality	Town/Village	Coordinates			Financial Year	Budget	2013/14	2014/15	2015/16	2016/17
		system; (d) Musekwa sandwell: Refurbish chlorination			NN13)									
ZL PV 00 8	Nzhelele Scheme (NN14)	(a) Source: Drill & test for boreholes; (b) Extend reticulation & connector bulk (c) Refurbish mech/el equipment & system; (d) Nzhelele WTW: Refurbish	Vhembe	Makhado	Nzhelele Scheme: Extensions & Refurbishment (For Scheme NN14)	VDM				R 2,367,389.70	R 7,215,407.02	R 27,277,142.37		

VDM INFRASTRUCTURE PROJECTS FOR 2013/14-2016/17 YEARS														
PROJECTS NO.	PROGRAMME AND PROJECT NAME	PROGRAMME/ PROJECTS DESCRIPTION	LOCATION				IMPLEMENTING AGENT	Overall Budget	PLANNING AND DESIGN		IMPLEMENTING PERIOD AND BUDGET			
			District Municipality	Local Municipality	Town/Village	Coordinates			Financial Year	Budget	2013/14	2014/15	2015/16	2016/17
		booster pump #2 & meters; (e) New WTW at Kalavha: 2.5 Ml/day package plant												
ZL PV 00 9	Sinthumule/Kutama Scheme (NN16)	(a) Source: Drill & test for boreholes; (b) Extend reticulation & connector bulk; (c) Refurbish mech/el equipment & system	Vhembe	Makhado	Sinthumule/Kutama Scheme: Extensions & Refurbishment (For Scheme		VDM			R 1,478,512.99	R 3,346,653.67	R 12,651,697.74		

VDM INFRASTRUCTURE PROJECTS FOR 2013/14-2016/17 YEARS														
PROJECTS NO.	PROGRAMME AND PROJECT NAME	PROGRAMME/ PROJECTS DESCRIPTION	LOCATION				IMPLEMENTING AGENT	Overall Budget	PLANNING AND DESIGN		IMPLEMENTING PERIOD AND BUDGET			
			District Municipality	Local Municipality	Town/Village	Coordinates			Financial Year	Budget	2013/14	2014/15	2015/16	2016/17
					NN16)									
ZL PV 01 0	Tshifire Murunwa Scheme (NN18)	(a) Source: Drill & test for boreholes; (b) Extend reticulation & connector bulk; (c) Refurbish mech/el equipment & system; (d) Tshifire Murunwa WTW: Refurbish meters & chlorine pumps	Vhembe	Makhado	Tshifire Murunwa		VDM				R 516,717. 93	R 1,1 44, 750 .70	R 4,32 7,61 8.35	

VDM INFRASTRUCTURE PROJECTS FOR 2013/14-2016/17 YEARS														
PROJECTS NO.	PROGRAMME AND PROJECT NAME	PROGRAMME/ PROJECTS DESCRIPTION	LOCATION				IMPLEMENTING AGENT	Overall Budget	PLANNING AND DESIGN		IMPLEMENTING PERIOD AND BUDGET			
			District Municipality	Local Municipality	Town/Village	Coordinates			Financial Year	Budget	2013/14	2014/15	2015/16	2016/17
ZL PV 01 1	Vondo South Scheme (NN20D)	(a) Source: Drill & test for boreholes; (b) Extend reticulation & connector bulk; (c) Refurbish mech/el equipment & system	Vhembe	Makhado	Vondo South Scheme: Extensions & Refurbishment (For Scheme NN20D)		VDM			R 599,365. 29	R 1,1 48, 044 .35	R 4,34 0,06 9.69		
ZL PV 01 2	Elim / Vleifontein Scheme (NN22))	(a) Source: Drill & test for boreholes; (b) Extend reticulation & connector bulk; (c) Refurbish	Vhembe	Makhado	Elim / Vleifontein Scheme: Extensions & Refurbis		VDM			R 902,929. 70	R 1,4 21, 035 .46	R 5,37 2,08 5.93		

VDM INFRASTRUCTURE PROJECTS FOR 2013/14-2016/17 YEARS														
PROJECTS NO.	PROGRAMME AND PROJECT NAME	PROGRAMME/ PROJECTS DESCRIPTION	LOCATION				IMPLEMENTING AGENT	Overall Budget	PLANNING AND DESIGN		IMPLEMENTING PERIOD AND BUDGET			
			District Municipality	Local Municipality	Town/Village	Coordinates			Financial Year	Budget	2013/14	2014/15	2015/16	2016/17
		mech/el equipment & system			hment (For Schemes NN2)									
ZL PV 013	Buysdorp Scheme (NN3)	(a) Refurbish equipment & system	Vhembe	Makhado	Buysdorp Scheme: Extensions & Refurbishment (For Schemes NN3)		VDM				R 6,486.00	R 5,832.77	R 22,050.20	
ZL PV	Makhado Scheme (NN5)	(a) Refurbish equipment &	Vhe	Makhado	Makhado		VDM				R 55,278.4	R 396	R 1,49	

VDM INFRASTRUCTURE PROJECTS FOR 2013/14-2016/17 YEARS														
PROJECTS NO.	PROGRAMME AND PROJECT NAME	PROGRAMME/ PROJECTS DESCRIPTION	LOCATION				IMPLEMENTING AGENT	Overall Budget	PLANNING AND DESIGN		IMPLEMENTING PERIOD AND BUDGET			
			District Municipality	Local Municipality	Town/Village	Coordinates			Financial Year	Budget	2013/14	2014/15	2015/16	2016/17
014		System; (b) Albasini WTW: Investigate Refurbish	mbe	o	Scheme: Extensions & Refurbishment (For Schemes NN5)						0	,04 4.9 0	7,20 9.12	
MAKHADO											R 15,005,0 00	R 25, 153 ,00 0	R 90,7 41,0 00	
ZL PV 02 8	Musina Scheme (NN2)	Investigate and commence refurbishment	Vhembe	Musina			VDM				R 0.00	R 0.0 0	R 0.00	

VDM INFRASTRUCTURE PROJECTS FOR 2013/14-2016/17 YEARS														
PROJECTS NO.	PROGRAMME AND PROJECT NAME	PROGRAMME/ PROJECTS DESCRIPTION	LOCATION				IMPLEMENTING AGENT	Overall Budget	PLANNING AND DESIGN		IMPLEMENTING PERIOD AND BUDGET			
			District Municipality	Local Municipality	Town/Village	Coordinates			Financial Year	Budget	2013/14	2014/15	2015/16	2016/17
ZL PV 01 5	Luphephe/Nwanedi North Scheme (NN6B)	(a) Refurbish mech/el equipment & system	Vhe mbe	Mu sin a			VDM			R 90,000.00	R 180,000.00	R 225,000.00		
ZL PV 01 6	Luphephe /Nwanedi RWS	Source: Drill & test for boreholes; (b) Extend reticulation & connector bulk; (c) Refurbish mech/el equipment & system	Vhe mbe	Mu sin a			VDM			R 0.00	R 180,000.00	R 225,000.00		

VDM INFRASTRUCTURE PROJECTS FOR 2013/14-2016/17 YEARS														
PROJECTS NO.	PROGRAMME AND PROJECT NAME	PROGRAMME/ PROJECTS DESCRIPTION	LOCATION				IMPLEMENTING AGENT	Overall Budget	PLANNING AND DESIGN		IMPLEMENTING PERIOD AND BUDGET			
			District Municipality	Local Municipality	Town/Village	Coordinates			Financial Year	Budget	2013/14	2014/15	2015/16	2016/17
MUSINA										R 90,000	R 360,000	R 450,000		
ZL P V0 45	Mutale Main RWS	MIG Project to address problem	Vhembe	Mutale			VDM				R 0.00	R 450,000.00	R 0.00	
ZL PV 06 8	Masisi RWS	New borehole, tanks and tap reticulation	Vhembe	Mutale			VDM				R 350,000.00	R 0.00	R 0.00	
ZL PV 03	Mutale Makuya RWS	New borehole, tanks and tap reticulation	Vhembe	Mutale			VDM				R 250,000.00	R 0.00	R 0.00	

VDM INFRASTRUCTURE PROJECTS FOR 2013/14-2016/17 YEARS														
PROJECTS NO.	PROGRAMME AND PROJECT NAME	PROGRAMME/ PROJECTS DESCRIPTION	LOCATION				IMPLEMENTING AGENT	Overall Budget	PLANNING AND DESIGN		IMPLEMENTING PERIOD AND BUDGET			
			District Municipality	Local Municipality	Town/Village	Coordinates			Financial Year	Budget	2013/14	2014/15	2015/16	2016/17
9														
ZL PV 04 6	Mufongodi Main RWS	New borehole, tanks and tap reticulation	Vhembe	Mutale			VDM				R 450,000. 00	R 0.0 0	R 0.00	
ZL PV 04 4	Masisi RWS	Site & drill for boreholes	Vhembe	Mutale			VDM				R 150,000. 00	R 550 ,00 0.0 0	R 0.00	
ZL PV 03 3	Mutale Main RWS	New borehole, tanks and tap reticulation	Vhembe	Mutale			VDM				R 250,000. 00	R 0.0 0	R 0.00	

VDM INFRASTRUCTURE PROJECTS FOR 2013/14-2016/17 YEARS														
PROJECTS NO.	PROGRAMME AND PROJECT NAME	PROGRAMME/ PROJECTS DESCRIPTION	LOCATION				IMPLEMENTING AGENT	Overall Budget	PLANNING AND DESIGN		IMPLEMENTING PERIOD AND BUDGET			
			District Municipality	Local Municipality	Town/Village	Coordinates			Financial Year	Budget	2013/14	2014/15	2015/16	2016/17
ZL PV 04 7	Masisi RWS	New borehole, tanks and tap reticulation	Vhembe	Mutale			VDM			R 250,000.00	R 0.00	R 0.00		
ZL PV 04 2	Mutale Main RWS	New borehole, tanks and tap reticulation	Vhembe	Mutale			VDM			R 250,000.00	R 0.00	R 0.00		
ZL PV 04 8	Masisi RWS	New borehole, tanks and tap reticulation	Vhembe	Mutale			VDM			R 250,000.00	R 0.00	R 0.00		
ZL PV 04	Mutale Main RWS	New borehole, tanks and tap reticulation	Vhembe	Mutale			VDM			R 250,000.00	R 0.00	R 0.00		

VDM INFRASTRUCTURE PROJECTS FOR 2013/14-2016/17 YEARS														
PROJECTS NO.	PROGRAMME AND PROJECT NAME	PROGRAMME/ PROJECTS DESCRIPTION	LOCATION				IMPLEMENTING AGENT	Overall Budget	PLANNING AND DESIGN		IMPLEMENTING PERIOD AND BUDGET			
			District Municipality	Local Municipality	Town/Village	Coordinates			Financial Year	Budget	2013/14	2014/15	2015/16	2016/17
1														
ZL PV 04 9	Mutale Main Schemet (NN12A)	MIG Project to address problem	Vhembe	Mutale			VDM				R 0.00	R 0.00	R 0.00	
ZL PV 04 0	Mutale Makuya Scheme (NN12A)	New borehole, tanks and tap reticulation	Vhembe	Mutale			VDM				R 350,000.00	R 300,000.00	R 0.00	
ZL PV 01 7	Luphephe Nwanedi Scheme (NN6A & NN6B)	(a) Source: Drill & test for boreholes; (b) Extend reticulation &	Vhembe	Mutale			VDM				R 2,669,191.09	R 9,111,005	R 22,768,950.5	

VDM INFRASTRUCTURE PROJECTS FOR 2013/14-2016/17 YEARS														
PROJECTS NO.	PROGRAMME AND PROJECT NAME	PROGRAMME/ PROJECTS DESCRIPTION	LOCATION				IMPLEMENTING AGENT	Overall Budget	PLANNING AND DESIGN		IMPLEMENTING PERIOD AND BUDGET			
			District Municipality	Local Municipality	Town/Village	Coordinates			Financial Year	Budget	2013/14	2014/15	2015/16	2016/17
		connector bulk; (c) Refurbish mech/el equipment & system										.22	3	
ZL PV 01 8	Masisi Scheme (NN9)	(a) Source: Drill & test for boreholes; (b) Extend reticulaion & connector bulk; (c) Refurbish mech/el equipment & system	Vhembe	Mutale			VDM				R 296,833. 31	R 1,9 14, 529 .05	R 4,78 4,52 3.36	

VDM INFRASTRUCTURE PROJECTS FOR 2013/14-2016/17 YEARS														
PROJECTS NO.	PROGRAMME AND PROJECT NAME	PROGRAMME/ PROJECTS DESCRIPTION	LOCATION				IMPLEMENTING AGENT	Overall Budget	PLANNING AND DESIGN		IMPLEMENTING PERIOD AND BUDGET			
			District Municipality	Local Municipality	Town/Village	Coordinates			Financial Year	Budget	2013/14	2014/15	2015/16	2016/17
ZL PV 01 9	Luphephe Nwanedi RWS	(a) Source: Drill & test for boreholes; (b) Extend reticulation & connector bulk; (c) Refurbish mech/el equipment & system	Vhembe	Mutale			VDM			R 2,057,79 6.93	R 5,4 84, 463 .35	R 13,7 06,0 04.0 9		
ZL PV 02 0	Damani RWS	(a) Source: Drill & test for boreholes; (b) Extend reticulation & connector bulk; (c) Refurbish	Vhembe	Mutale			VDM			R 452,258. 53	R 1,9 55, 204 .58	R 4,88 6,17 3.95		

VDM INFRASTRUCTURE PROJECTS FOR 2013/14-2016/17 YEARS														
PROJECTS NO.	PROGRAMME AND PROJECT NAME	PROGRAMME/ PROJECTS DESCRIPTION	LOCATION				IMPLEMENTING AGENT	Overall Budget	PLANNING AND DESIGN		IMPLEMENTING PERIOD AND BUDGET			
			District Municipality	Local Municipality	Town/Village	Coordinates			Financial Year	Budget	2013/14	2014/15	2015/16	2016/17
		mech/el equipment & system												
ZL PV 04 3	Damani RWS	Site & drill for boreholes	Vhe mbe	Mutale			VDM				R 30,920.14	R 155,797.9	R 389,348.06	
MUTALE											R 8,307,000	R 19,921,000	R 46,535,000	
ZL PV	Damani RWS	New borehole, tanks and tap	Vhe mbe	Thulame la			VDM				R 250,000	R 0.0	R 0.00	

VDM INFRASTRUCTURE PROJECTS FOR 2013/14-2016/17 YEARS														
PROJECTS NO.	PROGRAMME AND PROJECT NAME	PROGRAMME/ PROJECTS DESCRIPTION	LOCATION				IMPLEMENTING AGENT	Overall Budget	PLANNING AND DESIGN		IMPLEMENTING PERIOD AND BUDGET			
			District Municipality	Local Municipality	Town/Village	Coordinates			Financial Year	Budget	2013/14	2014/15	2015/16	2016/17
065		reticulation										0		
ZL PV 06 4	Nzhelele RWS	New borehole, tanks and tap reticulation	Vhembe	Thulamela			VDM				R 250,000	R 0.00	R 0.00	
ZL PV 06 0	Nzhelele RWS	New borehole, tanks and tap reticulation	Vhembe	Thulamela			VDM				R 250,000	R 0.00	R 0.00	
ZL PV 06 2	Damani RWS	New borehole, tanks and tap reticulation	Vhembe	Thulamela			VDM				R 500,000	R 0.00	R 0.00	

VDM INFRASTRUCTURE PROJECTS FOR 2013/14-2016/17 YEARS														
PROJECTS NO.	PROGRAMME AND PROJECT NAME	PROGRAMME/ PROJECTS DESCRIPTION	LOCATION				IMPLEMENTING AGENT	Overall Budget	PLANNING AND DESIGN		IMPLEMENTING PERIOD AND BUDGET			
			District Municipality	Local Municipality	Town/Village	Coordinates			Financial Year	Budget	2013/14	2014/15	2015/16	2016/17
ZL PV 05 2	Damani RWS	New borehole, tanks and tap reticulation	Vhembe	Thulamela			VDM				R 250,000	R 0.0 0	R 0.00	
ZL PV 05 4	Nzhelele RWS	New borehole, tanks and tap reticulation	Vhembe	Thulamela			VDM				R 250,000	R 0.0 0	R 0.00	
ZL PV 06 1	Tshifudi RWS	New borehole, tanks and tap reticulation	Vhembe	Thulamela			VDM				R 250,000	R 0.0 0	R 0.00	
ZL PV 06	South Malamulele East RWS	New borehole, tanks and tap reticulation	Vhembe	Thulamela			VDM				R 250,000	R 0.0 0	R 0.00	

VDM INFRASTRUCTURE PROJECTS FOR 2013/14-2016/17 YEARS														
PROJECTS NO.	PROGRAMME AND PROJECT NAME	PROGRAMME/ PROJECTS DESCRIPTION	LOCATION				IMPLEMENTING AGENT	Overall Budget	PLANNING AND DESIGN		IMPLEMENTING PERIOD AND BUDGET			
			District Municipality	Local Municipality	Town/Village	Coordinates			Financial Year	Budget	2013/14	2014/15	2015/16	2016/17
3														
ZL PV 05 3	Vondo North Rural RWS	New borehole, tanks and tap reticulation	Vhembe	Thulamela			VDM				R 250,000	R 0.0 0	R 0.00	
ZL PV 06 6	Malamulele West RWS	New borehole, tanks and tap reticulation	Vhembe	Thulamela			VDM				R 250,000	R 1,0 00, 000 .00	R 0.00	
ZL PV 06 9	Damani RWS	New borehole, tanks and tap reticulation	Vhembe	Thulamela			VDM				R 250,000	R 0.0 0	R 0.00	

VDM INFRASTRUCTURE PROJECTS FOR 2013/14-2016/17 YEARS														
PROJECTS NO.	PROGRAMME AND PROJECT NAME	PROGRAMME/ PROJECTS DESCRIPTION	LOCATION				IMPLEMENTING AGENT	Overall Budget	PLANNING AND DESIGN		IMPLEMENTING PERIOD AND BUDGET			
			District Municipality	Local Municipality	Town/Village	Coordinates			Financial Year	Budget	2013/14	2014/15	2015/16	2016/17
ZL PV 05 6	Mutale Main RWS	New borehole, tanks and tap reticulation	Vhembe	Thulamela			VDM				R 250,000	R 0.0 0	R 0.00	
ZL PV 05 8	Mutale Main RWS	New borehole, tanks and tap reticulation	Vhembe	Thulamela			VDM				R 250,000	R 0.0 0	R 0.00	
ZL PV 05 9	Nzhelele RWS	MIG Project to address problem	Vhembe	Thulamela			VDM				R 0	R 350 ,00 0.0 0	R 0.00	
ZL PV	Vondo North Rural RWS	MIG Project to address problem	Vhembe	Thulamela			VDM				R 150,000	R 0.0	R 0.00	

VDM INFRASTRUCTURE PROJECTS FOR 2013/14-2016/17 YEARS														
PROJECTS NO.	PROGRAMME AND PROJECT NAME	PROGRAMME/ PROJECTS DESCRIPTION	LOCATION				IMPLEMENTING AGENT	Overall Budget	PLANNING AND DESIGN		IMPLEMENTING PERIOD AND BUDGET			
			District Municipality	Local Municipality	Town/Village	Coordinates			Financial Year	Budget	2013/14	2014/15	2015/16	2016/17
050												0		
ZL PV 06 7	Vondo Central RWS	New borehole, tanks and tap reticulation	Vhembe	Thulamela			VDM				R 250,000	R 0.00	R 0.00	
ZL PV 05 1	Malamulele Scheme (NN7S & NN7N)	MIG Project to address problem	Vhembe	Thulamela			VDM				R 250,000	R 0.00	R 0.00	
ZL PV 05 5	Lambani & Tshifudi Scheme (NN11 & NN19)	New borehole, tanks and tap reticulation	Vhembe	Thulamela			VDM				R 250,000	R 0.00	R 0.00	

VDM INFRASTRUCTURE PROJECTS FOR 2013/14-2016/17 YEARS														
PROJECTS NO.	PROGRAMME AND PROJECT NAME	PROGRAMME/ PROJECTS DESCRIPTION	LOCATION				IMPLEMENTING AGENT	Overall Budget	PLANNING AND DESIGN		IMPLEMENTING PERIOD AND BUDGET			
			District Municipality	Local Municipality	Town/Village	Coordinates			Financial Year	Budget	2013/14	2014/15	2015/16	2016/17
ZL PV 05 7	Damani Scheme (NN4)	New borehole, tanks and tap reticulation	Vhembe	Thulamela			VDM				R 250,000	R 0.0 0	R 0.00	
ZL PV 02 1	Malamulele West Scheme (NN8 & NL6MW)	(a) Source: Equip boreholes & pipes; (b) Extend reticulation & connector bulk; (c) Refurbish mech/el equipment & system (d) Malamulele Pumpstation: 3x Broken pumps & tanks leak; (e)	Vhembe	Thulamela			VDM				R 2,873,74 6.01	R 7,2 22, 081 .51	R 23,2 24,4 06.6 6	

VDM INFRASTRUCTURE PROJECTS FOR 2013/14-2016/17 YEARS														
PROJECTS NO.	PROGRAMME AND PROJECT NAME	PROGRAMME/ PROJECTS DESCRIPTION	LOCATION				IMPLEMENTING AGENT	Overall Budget	PLANNING AND DESIGN		IMPLEMENTING PERIOD AND BUDGET			
			District Municipality	Local Municipality	Town/Village	Coordinates			Financial Year	Budget	2013/14	2014/15	2015/16	2016/17
		Xikundu WTW: Refurbish NR4 Pumps, 4x dosing pumps & filter; (f) Malamulele WTW: Repairs to clear water pump#4, backwash pump#1 & 3x valves												
ZL PV 02 2	Vondo Main Scheme (NN20A)	(a) Source: Drill & test for boreholes; (b) Extend reticulation & connector bulk;	Vhembe	Thulamela			VDM				R 743,182.62	R 1,716,232.49	R 5,518,974.15	

VDM INFRASTRUCTURE PROJECTS FOR 2013/14-2016/17 YEARS														
PROJECTS NO.	PROGRAMME AND PROJECT NAME	PROGRAMME/ PROJECTS DESCRIPTION	LOCATION				IMPLEMENTING AGENT	Overall Budget	PLANNING AND DESIGN		IMPLEMENTING PERIOD AND BUDGET			
			District Municipality	Local Municipality	Town/Village	Coordinates			Financial Year	Budget	2013/14	2014/15	2015/16	2016/17
		(c) Refurbish mech/el equipment & system; (d) Wisani Pumpstation: Pump#1 broken; (e) Mhinga WTW: Filter pump broken, refurbish chlorination & meters												
ZL PV 02	Vondo East Scheme (NN20B)	(a) Source: Drill & test for boreholes; (b) Extend	Vhembe	Thulamela			VDM				R 1,557,630.92	R 4,285,346	R 13,780,600.4	

VDM INFRASTRUCTURE PROJECTS FOR 2013/14-2016/17 YEARS														
PROJECTS NO.	PROGRAMME AND PROJECT NAME	PROGRAMME/ PROJECTS DESCRIPTION	LOCATION				IMPLEMENTING AGENT	Overall Budget	PLANNING AND DESIGN		IMPLEMENTING PERIOD AND BUDGET			
			District Municipality	Local Municipality	Town/Village	Coordinates			Financial Year	Budget	2013/14	2014/15	2015/16	2016/17
3		reticulation & connector bulk; (c) Refurbish mech/el equipment & system; (d) Damani WTW: Refurbish clear water pump, lime & alum dosing systems										.07	8	
ZL PV 02 4	Vondo North Scheme (NN20C)	(a) Source: Drill & test for boreholes; (b) Extend reticulation & connector bulk;	Vhembe	Thulamela			VDM				R 1,504,688.47	R 3,061,194.35	R 9,844,034.91	

VDM INFRASTRUCTURE PROJECTS FOR 2013/14-2016/17 YEARS														
PROJECTS NO.	PROGRAMME AND PROJECT NAME	PROGRAMME/ PROJECTS DESCRIPTION	LOCATION				IMPLEMENTING AGENT	Overall Budget	PLANNING AND DESIGN		IMPLEMENTING PERIOD AND BUDGET			
			District Municipality	Local Municipality	Town/Village	Coordinates			Financial Year	Budget	2013/14	2014/15	2015/16	2016/17
		(c) Refurbish mech/el equipment & system (d) Nandoni WTW: Repairs to Mavambe Pump#3 & Gumbani Pump#2; (e) Mphambo WTW: Refurbish meters & chlorination equipment												
ZL PV 02		(a) Source: Drill & test for boreholes; (b)	Vhembe	Thulamela			VDM				R 2,716,24	R 6,524,	R 20,982,1	

VDM INFRASTRUCTURE PROJECTS FOR 2013/14-2016/17 YEARS														
PROJECTS NO.	PROGRAMME AND PROJECT NAME	PROGRAMME/ PROJECTS DESCRIPTION	LOCATION				IMPLEMENTING AGENT	Overall Budget	PLANNING AND DESIGN		IMPLEMENTING PERIOD AND BUDGET			
			District Municipality	Local Municipality	Town/Village	Coordinates			Financial Year	Budget	2013/14	2014/15	2015/16	2016/17
5		Extend reticulation & connector bulk; (c) Refurbish mech/el equipment & system; (d) Dzindi WTW: Commision generator & refurbish 2x raw water booster pumps; (d) Dzinghae WTW: Refurbish pumps; (d) Phiphidi									4.16	804.00	36.70	

VDM INFRASTRUCTURE PROJECTS FOR 2013/14-2016/17 YEARS														
PROJECTS NO.	PROGRAMME AND PROJECT NAME	PROGRAMME/ PROJECTS DESCRIPTION	LOCATION				IMPLEMENTING AGENT	Overall Budget	PLANNING AND DESIGN		IMPLEMENTING PERIOD AND BUDGET			
			District Municipality	Local Municipality	Town/Village	Coordinates			Financial Year	Budget	2013/14	2014/15	2015/16	2016/17
		Pumpstation: mechanical/electrical equipment (e) Vondo WTW: Repairs to pumps, chlorination system & telemetry; (f) Mudaswali Package Plant: Refurbish equipment												
ZL PV 02		(a) Source: Drill & test for boreholes; (b) Extend	Vhembe	Thulamela			VDM				R 339,525. 65	R 990 ,37 2.1	R 3,18 4,78	

VDM INFRASTRUCTURE PROJECTS FOR 2013/14-2016/17 YEARS															
PROJECTS NO.	PROGRAMME AND PROJECT NAME	PROGRAMME/ PROJECTS DESCRIPTION	LOCATION				IMPLEMENTING AGENT	Overall Budget	PLANNING AND DESIGN		IMPLEMENTING PERIOD AND BUDGET				
			District Municipality	Local Municipality	Town/Village	Coordinates			Financial Year	Budget	2013/14	2014/15	2015/16	2016/17	
6		reticulation & connector bulk; (c) Refurbish mech/el equipment & system											2	8.89	
ZL PV 02 7		(a) Source: Drill & test boreholes; (b) Extend reticulation & connector bulk	Vhembe	Thulamela			VDM					R 115,982. 18	R 301 ,96 9.4 6	R 971, 058. 22	
THULAMELA											R 14,501,0 00	R 25, 452 ,00	R 77,5 06,0 00		

VDM INFRASTRUCTURE PROJECTS FOR 2013/14-2016/17 YEARS														
PROJECTS NO.	PROGRAMME AND PROJECT NAME	PROGRAMME/ PROJECTS DESCRIPTION	LOCATION				IMPLEMENTING AGENT	Overall Budget	PLANNING AND DESIGN		IMPLEMENTING PERIOD AND BUDGET			
			District Municipality	Local Municipality	Town/Village	Coordinates			Financial Year	Budget	2013/14	2014/15	2015/16	2016/17
	VDM MWIG										R 37,903,000	R 70,886,000	R 215,232,000	
	REPAIR AND MAINTENANCE													
	Repair and maintenance of schemes	Maintenance	VD M	All			VD M					R27,5M		
	Borehole maintenance	Maintenance	VD M	All			VD M					R4m		

VDM INFRASTRUCTURE PROJECTS FOR 2013/14-2016/17 YEARS														
PROJECTS NO.	PROGRAMME AND PROJECT NAME	PROGRAMME/ PROJECTS DESCRIPTION	LOCATION				IMPLEMENTING AGENT	Overall Budget	PLANNING AND DESIGN		IMPLEMENTING PERIOD AND BUDGET			
			District Municipality	Local Municipality	Town/Village	Coordinates			Financial Year	Budget	2013/14	2014/15	2015/16	2016/17
	Repairs and maintenance of vehicles	Maintenance	VD M	All			VD M				R1.5m			
	Repairs and maintenance of machinery	Maintenance	VD M	All			VD M				R2m			
	Schemes chemical	Purchase	VD M	All			VD M				R18m			
	Electricity of schemes	Purchase	VD M	All			VD M				R45m			
	Fire equipment	Purchase	VD M	All			VD M				R600 000.00			
3. SEWER/SANITATION PROJECTS														
	Rural sanitation	VIP					VD M				R25M			
	Shayandima Ext 9, 10 & 11 sewer	Sewer reticulation	VD M	Thul			VD						R 5M	

VDM INFRASTRUCTURE PROJECTS FOR 2013/14-2016/17 YEARS														
PROJECTS NO.	PROGRAMME AND PROJECT NAME	PROGRAMME/ PROJECTS DESCRIPTION	LOCATION				IMPLEMENTING AGENT	Overall Budget	PLANNING AND DESIGN		IMPLEMENTING PERIOD AND BUDGET			
			District Municipality	Local Municipality	Town/Village	Coordinates			Financial Year	Budget	2013/14	2014/15	2015/16	2016/17
	reticulation						M							
	Block L sewer reticulation	Sewer reticulation	VD M	Thul			VD M						R 5M	
	Tshifulanani (including ponds repair) sewer reticulation	Sewer reticulation	VD M	Thul			VD M						R40 000 00	
	Block K (Thohoyandou)	Sewer reticulation	VD M	Thul			VD M							R 11 M
	Block M (remaining part) sewer reticulation	Sewer reticulation	VD M	Thul			VD M							R 8M
	Block C extension sewer reticulation	Sewer reticulation	VD M	Thul			VD M						R 5M	R5 00 00 00

VDM INFRASTRUCTURE PROJECTS FOR 2013/14-2016/17 YEARS														
PROJECTS NO.	PROGRAMME AND PROJECT NAME	PROGRAMME/ PROJECTS DESCRIPTION	LOCATION				IMPLEMENTING AGENT	Overall Budget	PLANNING AND DESIGN		IMPLEMENTING PERIOD AND BUDGET			
			District Municipality	Local Municipality	Town/Village	Coordinates			Financial Year	Budget	2013/14	2014/15	2015/16	2016/17
	Masisi sewage	Sewer reticulation	VD M	Mutale			VD M				00		R 6M	
	Makwarela extension 3 (Far East) sewer reticulation	Sewer reticulation	VD M	Thul			VD M							R 5M
	Block Q Extension sewer reticulation	Sewer reticulation	VD M	Thulamela			VD M							R 10 M
	Block N sewer reticulation	Sewer reticulation	VD M	Thulamela			VD M						R 5M	R5 00 00 00
	Block J Ext sewer reticulation	Sewer reticulation	VD M	Thulamela			VD M						R 5M	
	Sewerage network development at Eltivillas Extension 1	Sewer reticulation	VD M	Makhadu			VD M						R 8M	

VDM INFRASTRUCTURE PROJECTS FOR 2013/14-2016/17 YEARS														
PROJECTS NO.	PROGRAMME AND PROJECT NAME	PROGRAMME/ PROJECTS DESCRIPTION	LOCATION				IMPLEMENTING AGENT	Overall Budget	PLANNING AND DESIGN		IMPLEMENTING PERIOD AND BUDGET			
			District Municipality	Local Municipality	Town/Village	Coordinates			Financial Year	Budget	2013/14	2014/15	2015/16	2016/17
	Sewerage network development at Vuwani extension	Sewer reticulation	VD M	Makha do			VD M						R 6M	R3 00 00.00
	Sewerage network development at Makhado extension 9	Sewer reticulation	VD M	Makha do			VD M						R 10M	
	Upgrading of Makhado Sewage Treatment Plant and sewer in Makado Town	Upgrade of WWTW	VD M	Makha do			VD M				R3m			
TRANSPORT PROJECTS														
	Sidewalk from Sibasa Total garage, Raluswielo , Mbilwi &	Upgrading from gravel to block paving	VD M	Thulam ela			VD M				R5m			

VDM INFRASTRUCTURE PROJECTS FOR 2013/14-2016/17 YEARS														
PROJECTS NO.	PROGRAMME AND PROJECT NAME	PROGRAMME/ PROJECTS DESCRIPTION	LOCATION				IMPLEMENTING AGENT	Overall Budget	PLANNING AND DESIGN		IMPLEMENTING PERIOD AND BUDGET			
			District Municipality	Local Municipality	Town/Village	Coordinates			Financial Year	Budget	2013/14	2014/15	2015/16	2016/17
	Bergvlam													
	Tshilapfene/Mukumbani Road phase 1		VD M	Thulam el			VD M				R4.5m			
HOUSING														
	RDP	Rural programme	VD M	Musina			CO GH STA				300 units	993 units		
	RDP	Rural programme	VD M	Thulam ela			CO GH STA				1000 units	2284 units		

VDM INFRASTRUCTURE PROJECTS FOR 2013/14-2016/17 YEARS														
PROJECTS NO.	PROGRAMME AND PROJECT NAME	PROGRAMME/ PROJECTS DESCRIPTION	LOCATION				IMPLEMENTING AGENT	Overall Budget	PLANNING AND DESIGN		IMPLEMENTING PERIOD AND BUDGET			
			District Municipality	Local Municipality	Town/Village	Coordinates			Financial Year	Budget	2013/14	2014/15	2015/16	2016/17
	RDP	Rural programme	VD M	Makha do			CO GH STA				660 units	679 units		
	RDP	Rural	VD M	Mutale			CO GH STA				450 units	906 units		
	Demarcation of sites	Pegging of 150 Stands	VD M	Thulam ela	Lwamondo Tshivhale		VD M				R250 100.00			
		Pegging of 100 Stands			Mdabula									
		Pegging of 40 stands			T/Ndodu J									

VDM INFRASTRUCTURE PROJECTS FOR 2013/14-2016/17 YEARS													
PROJECTS NO.	PROGRAMME AND PROJECT NAME	PROGRAMME/ PROJECTS DESCRIPTION	LOCATION			IMPLEMENTING AGENT	Overall Budget	PLANNING AND DESIGN		IMPLEMENTING PERIOD AND BUDGET			
			District Municipality	Local Municipality	Town/Village			Coordinates	Financial Year	Budget	2013/14	2014/15	2015/16
		Pegging of 200 Stands		Makha do	Madobi								
		Pegging of 500 Stands				Mahatlani							
	Demarcation of sites	500 Stands	Mutale		Mufulwi		COGH STA			R 418 000.00			
		300 Stands			Guyuni			R 250 800.00					
		300 Stands			Matshena			R 250 800.00					
		500 Stands		Thulamela	Lufule			R 418 000.00					
		300 Stands		Makha do	Zamenkoste			R 250 800.00					

VDM INFRASTRUCTURE PROJECTS FOR 2013/14-2016/17 YEARS													
PROJECTS NO.	PROGRAMME AND PROJECT NAME	PROGRAMME/ PROJECTS DESCRIPTION	LOCATION			IMPLEMENTING AGENT	Overall Budget	PLANNING AND DESIGN		IMPLEMENTING PERIOD AND BUDGET			
			District Municipality	Local Municipality	Town/Village			Coordinates	Financial Year	Budget	2013/14	2014/15	2015/16
		500 Stands		Musina	Nancefield Ext 10					R 418 000.00			
		300 Stands			Nancefield Ext 6					R 250 800.00			

HOUSING

COGHSTA : DEVELOPMENT AREAS 2013/2014 FINANCIAL YEAR										
VHEMBE DISTRICT						Project Duration		Total expenditure	MTEF Estimates	
								2012-13	2013-14	2014-15
2013/14		WARD	VILLAGE (AREA)	SUBSIDY PROGRAMME	Beneficiaries/Houses				R'000	R'000
								None		
VHEMBE DISTRICT										
THULAMELA MUNICIPALITY										
	2013/2014	WARDS	AREAS	Rural/Urban	Beneficiaries/Houses					
			Tshuvhungulu	Rural	50	1/4/2013	31/03/14	None		
		31(32)	Ngwenani ya Themeli	Rural	50	1/4/2013	31/03/14	None		
			Phiphidi	Rural	50	1/4/2013	31/03/14	None		
			Ngudza	Rural	50	1/4/2013	31/03/14	None		
			Ngovhela	Rural	50	1/4/2013	31/03/14	None		
			Phindula	Rural	30	1/4/2013	31/03/14	None		
			Maembeni	Rural	50	1/4/2013	31/03/14	None		
			Muledzhi	Rural	50	1/4/2013	31/03/14	None		

						13	14			
			Madamalala	Rural	50	1/4/20 13	31/03/ 14	None		
			Ngulimbi	Rural	20	1/4/20 13	31/03/ 14	None		
		36	Tswinga	Rural	50	1/4/20 13	31/03/ 14	None		
			Thohoyandou	Rural	50	1/4/20 13	31/03/ 14	None		
			Muledane	Rural	50	1/4/20 13	31/03/ 14	None		
		08(10)	Madonsi	Rural	200	1/4/20 13	31/03/ 14	None		
			Tshipako	PHP	30	1/4/20 13	31/03/ 14	None		
			Tshidzivhe	PHP	30	1/4/20 13	31/03/ 14	None		
			Tshilungwi	PHP	25	1/4/20 13	31/03/ 14	None		
			Vhutalu	PHP	35	1/4/20 13	31/03/ 14	None		
			Tshiwani	PHP	25	1/4/20 13	31/03/ 14	None		
			Mudzidzidzi	PHP	25	1/4/20 13	31/03/ 14	None		
			Matondoni	PHP	25	1/4/20 13	31/03/ 14	None		
			Phiphidi	PHP	5	1/4/20 13	31/03/ 14	None		
			TOTAL		1000			None		
								None		
MAKHADO MUNICIPALITY										

		WARD	AREAS	SUBSIDY	Beneficiaries/H ouses					
	2013/2014	24	RAVELE	Rural	30	1/4/2013	31/03/14	None		
			MADABANI	Rural	30	1/4/2013	31/03/14	None		
		25	MIDORONI	Rural	30	1/4/2013	31/03/14	None		
			MURALENI	Rural	30	1/4/2013	31/03/14	None		
		26	TSHIKWARANI	Rural	30	1/4/2013	31/03/14	None		
			MUDULUNI	Rural	30	1/4/2013	31/03/14	None		
		27	HA-MUTSHA	Rural	60	1/4/2013	31/03/14	None		
		28	TSIANDA	Rural	30	1/4/2013	31/03/14	None		
			HA-MUTSHA	Rural	30	1/4/2013	31/03/14	None		
		29	TSHAKHUMA	Rural	60	1/4/2013	31/03/14	None		
		30	MAELULA	Rural	30	1/4/2013	31/03/14	None		
			KUNDA	Rural	30	1/4/2013	31/03/14	None		
		31	PHADZIMA	Rural	30	1/4/2013	31/03/14	None		
			TSHITAVHA	Rural	30	1/4/2013	31/03/14	None		
		34	MATIDZA	Rural	30	1/4/2013	31/03/14	None		
			RABALI	Rural	30	1/4/2013	31/03/14	None		

		35	MAWANI	Rural	20	1/4/20 13	31/03/ 14	None		
			TSHIROLWE	Rural	20	1/4/20 13	31/03/ 14	None		
			THEMBHALUV HILO	Rural	20	1/4/20 13	31/03/ 14	None		
		36	MATSA	Rural	20	1/4/20 13	31/03/ 14	None		
			TSHIKUWI	Rural	20	1/4/20 13	31/03/ 14	None		
			PARADISE	Rural	20	1/4/20 13	31/03/ 14	None		
	TOTAL				660			None		
		MUTALE MUNICIPALITY								
	2013/2014	WARD	AREAS	SUBSIDY	Beneficiaries/H ouses					
		1	Khakhu thondoni	Rural	45	1/4/20 13	31/03/ 14	None		
			Mangwele	Rural	20	1/4/20 13	31/03/ 14	None		
			Mazwororo	Rural	15	1/4/20 13	31/03/ 14	None		
			Mphagane	Rural	40	1/4/20 13	31/03/ 14	None		
			Dzamba	Rural	15	1/4/20 13	31/03/ 14	None		
			Tshifume	Rural	30	1/4/20 13	31/03/ 14	None		
			Mabulo	Rural	20	1/4/20 13	31/03/ 14	None		
			Luheni	Rural	60	1/4/20 13	31/03/ 14	None		

			Makuleni	Rural	25	1/4/20 13	31/03/ 14	None		
		2	Mavhode	Rural	85	1/4/20 13	31/03/ 14	None		
			Matshavhawe 2	Rural	20	1/4/20 13	31/03/ 14	None		
			Guyuni thengwe	Rural	15	1/4/20 13	31/03/ 14	None		
			Tshamulungwi	Rural	10	1/4/20 13	31/03/ 14	None		
			Tshitandani thondo	Rural	28	1/4/20 13	31/03/ 14	None		
			Tshilovi	Rural	22	1/4/20 13	31/03/ 14	None		
	TOTAL				450			None		
								None		
MUSINA LOCAL MUNICIPALITY										
		Ward	Area	Subsidy	Beneficiaries/H ouses					
			Domboni	Rural	30	1/4/20 13	31/03/ 14	None		
			Madimbo	Rural	40	1/4/20 13	31/03/ 14	None		
			Malale	Rural	70	1/4/20 13	31/03/ 14	None		
			Tshikhudini	Rural	100	1/4/20 13	31/03/ 14	None		
			Tanda	Rural	60	1/4/20 13	31/03/ 14	None		
	TOTAL				300			None		

ROADS AND TRANSPORT INFRASTRUCTURE PROJECTS: 2013/14 FINANCIAL YEAR									
No.	Project name	Municipality / Region	Municipality	Type of infrastructure	Implementing agent	Project duration		Source of funding	
						Date: Start	Date: Finish		
Intermodal facility (R90 million)					DoRT				
1	Thohoyandou public transport intermodal facility	Vhemb e	Thulamela	Construction of public transport intermodal facility	DoRT	01/04/2013	31/03/2014	Equita ble	
Preventative maintenance (R307.4 million)					DoRT				
2	D 3741 (Ndzhelele) to Sibasa	Vhemb e	Thulamela/ Makhado	Reseal/rehabilitation	DoRT	01/04/2013	31/03/2014	Condit ional Grant	
4	Malamulele to Giyani	Vhemb e	Thulamela	Reseal/rehabilitation	DoRT	01/04/2013	31/03/2014	Condit ional Grant	
13	Bandelierskop (N1) to Vuwani	Vhemb e	Makhado	Reseal/rehabilitation	DoRT	01/04/2013	31/03/2014	Condit ional Grant	
14	Makonde to Mutale	Vhemb e	Mutale	Reseal/rehabilitation	DoRT	01/04/2013	31/03/2014	Condit ional	

								Grant
15	Thoyandou (P98/1) to Sibasa	Vhembe	Makhado	Reseal/rehabilitation	DoRT	01/04/2013	31/03/2014	Conditional Grant
16	N1 (Makhado Town) to Elim	Vhembe	Makhado	Reseal/rehabilitation	DoRT	01/04/2013	31/03/2014	Conditional Grant
17	Venetia mine to Musina	Vhembe	Musina	Reseal/rehabilitation	DoRT	01/04/2013	31/03/2014	Conditional Grant
21	R523 to Alldays	vhembe	Musina	Reseal/rehabilitation	DoRT	01/04/2013	31/03/2014	Conditional Grant
1	Upgrading of low volume access roads from gravel to tar from Bungeni/Masakona	Vhembe	Thulamela	Upgrading of access roads	DoRT	01/08/2013	31/03/2014	Conditional Grant
2	Upgrading of low volume access roads from gravel to tar from Matapisa to Good Hope	Vhembe	Thulamela	Upgrading of access roads	DoRT	01/08/2013	31/03/2014	Conditional Grant
1	Routine Maintenance for Mopani and Vhembe Municipalities	Vhembe	Mutale	Routine Road Maintenance	DoRT	01/07/2013	31/03/2014	Conditional Grant
2	Routine Maintenance for Mutale, Musina & Makhado Municipalities	Vhembe	Thulamela	Routine Road Maintenance	DoRT	01/07/2013	31/03/2014	Conditional Grant
24	Household Routine Maintenance at Thulamela Municipality	Vhembe	Thulamela	Household based routine road maintenance	DoRT	01/10/2013	31/09/2014	Conditional Grant
25	Household Routine Maintenance at Mutale Municipality	Vhembe	Mutale	Household based routine road	DoRT	01/10/2013	31/03/2014	Conditional Grant

				maintenance				
26	Household Routine Maintenance at Makhado Municipality	Vhemb e	Makhado	Household based routine road maintenance	DoRT	01/09/2013	31/08/2014	Condit ional Grant
27	Household Routine Maintenance at Musina Municipality	Vhemb e	Musina	Household based routine road maintenance	DoRT	01/05/2013	31/04/2014	Condit ional Grant

ESKOM 2013/14 PLANNEN PROJECTS				
Municipality Code & Name	Project Name	IMPLEMENTING AGENT	Planned CAPEX	Planned Conn
LIM344 Makhado	Tshifhefhe	ESKOM	R2,025,000.00	150
LIM344 Makhado	Kwaaidraai	ESKOM	R540,000.00	40
LIM344 Makhado	Vuvha	ESKOM	R1,822,500.00	135
LIM344 Makhado	Posaito	ESKOM	R972,000.00	72
LIM344 Makhado	Funyufunyu/Muromani	ESKOM	R1,881,233.00	177

ESKOM 2013/14 PLANNEN PROJECTS				
Municipality Code & Name	Project Name	IMPLEMENTING AGENT	Planned CAPEX	Planned Conn
LIM344 Makhado	Mpheni A and C	ESKOM	R6,750,000.00	500
LIM344 Makhado	Mathothwe	ESKOM	R250,000.00	15
LIM344 Makhado	Nkuzana	ESKOM	R2,926,831.00	194
LIM344 Makhado	Matsa/Mamvuka	ESKOM	R3,047,279.00	226
LIM344 Makhado	Tshitungulwane	ESKOM	R1,525,500.00	113
LIM344 Makhado	Tshirolwe	ESKOM	R6,273,068.00	600
LIM341 Musina	Domboni	ESKOM	R810,000.00	60
LIM341 Musina	Madimbo	ESKOM	R4,876,200.00	372
LIM341 Musina	Tshikhudini	ESKOM	R1,363,500.00	101
LIM342 Mutale	Muswodi sunrise/Tshamakhwitha/Tshavatukana	ESKOM	R3,712,500.00	275
LIM342 Mutale	Pile/Baimore Ph 2	ESKOM	R1,674,000.00	124
LIM342 Mutale	Mafukani	ESKOM	R2,740,500.00	203
LIM342 Mutale	Lukau	ESKOM	R3,010,500.00	223
LIM343 Thulamela	Fandani/Lamvi	ESKOM	R5,623,192.00	330
LIM343 Thulamela	Khambele	ESKOM	R202,500.00	15
LIM343 Thulamela	Mpambo Ext	ESKOM	R3,078,000.00	228
LIM343 Thulamela	Tshaulu	ESKOM	R4,725,000.00	350

ESKOM 2013/14 PLANNEN PROJECTS				
Municipality Code & Name	Project Name	IMPLEMENTING AGENT	Planned CAPEX	Planned Conn
LIM343 Thulamela	Khubvi/Tshiseluselu/Mutamvuni	ESKOM	R3,468,370.00	296
Vhembe District Total			R63,297,673.00	4799

DEPARTMENT OF EDUCATION

EDUCATION													
Project name	Budget Program Name	Municipality Name	District Municipality Name	Type of Infrastructure	Type of Infrastructure	BAS Alignment	Target Start Date	Target Completion Date	Source of funding	Total Project Cost	MTE F 2 2013/14 (R'000)	MT EF 3 2014/15 (R'000)	MTE F 4 2015/16 (R'000)
Azwifari Secondary (offshoot)	Public Ordinary School Education	Thulamela	Vhembe	School - Secondary	New or Replaced Infrastructure Asset	New or Replaced Infrastructure Asset	01 April 2013	01 April 2016	Education Infrastructure Grant	R 20 900	R 5 000	R 3 800	R 11 150
Bababa Secondary	Public Ordinary School	Thulamela	Vhembe	School - Secon	Upgrade and	Upgrade and Additio	01 April 2015	31 March 2016	Education Infrastru	R 16 403			R 13 835

	Educatio n			dary	Additi ons	ns			cture Grant				
Bashas ha Primary	Public Ordinary School Educatio n	Thulam ela	Vhemb e	School - Primar y	Upgra de and Additi ons	Upgrad e and Additio ns	01 April 2013	31 March 2014	Educati on Infrastru cture Grant	R 8 017	R 3 175	R 0	
Beitbrid ge Primary	Public Ordinary School Educatio n	Musina	Vhemb e	School - Primar y	Upgra de and Additi ons	Upgrad e and Additio ns	01 April 2013	31 March 2016	Educati on Infrastru cture Grant	R 15 728	R 6 000	R 5 904	R 3 075
Bonwau di Primary	Public Ordinary School Educatio n	Musina	Vhemb e	School - Primar y	New or Repla ced Infrast ructue Asset	New or Replac ed Infrastr ucture Asset	01 April 2015	31 March 2016	Educati on Infrastru cture Grant	R 800		R 0	R 800
Botsele ni Primary	Public Ordinary School Educatio n	Thulam ela	Vhemb e	School - Primar y	Upgra de and Additi ons	Upgrad e and Additio ns	01 April 2013	31 March 2014	Educati on Infrastru cture Grant	R 4 300	R 4 300		R 0
Botsele ni Second ary	Public Ordinary School Educatio n	Thulam ela	Vhemb e	School - Secon dary	Upgra de and Additi ons	Upgrad e and Additio ns	01 April 2013	31 March 2015	Educati on Infrastru cture Grant	R 6 300	R 4 300	R 2 000	
David Mutshin yalo Second ary	Public Ordinary School Educatio n		Vhemb e	School - Secon dary	Upgra de and Additi ons	Upgrad e and Additio ns	01 April 2013	31 March 2014	Educati on Infrastru cture Grant	R 500	R 500		R 0

Denga Tshivhase Secondary	Public Ordinary School Education	Thulamela	Vhembe	school - Secondary	Upgrade and Additions	Upgrade and Additions	01 April 2013	31 March 2014	Education Infrastructure Grant	R 750	R 750		R 0
Denzhe Primary	Public Ordinary School Education	Thulamela	Vhembe	School - Primary	Upgrade and Additions	Upgrade and Additions	01 April 2013	31 March 2014	Education Infrastructure Grant	R 2 151	R 2 151		
Dolidoli Primary	Public Ordinary School Education	Makhado/Musina	Tshipise-Sagole	School - Primary	Rehabilitation, Renovations or Refurbishment	Renovations, Rehabilitation or Refurbishment	01 April 2015	31 March 2016	Education Infrastructure Grant	R 8 137			R 5 289
Dzata Secondary	Public Ordinary School Education	Makhado	Vhembe	School - Secondary	New or Replaced Infrastructure Asset	New or Replaced Infrastructure Asset	01 April 2015	31 March 2016	Education Infrastructure Grant	R 600		R 0	R 600
Dzwerani Primary	Public Ordinary School Education	Thulamela	Vhembe	School - Primary	New or Replaced Infrastructure Asset	New or Replaced Infrastructure Asset	01 April 2015	31 March 2016	Education Infrastructure Grant	R 600		R 0	R 600

Edzisan i Primary	Public Ordinary School Education	Makhad o	Vhemb e	School - Primar y	Upgra de and Additi ons	Upgrad e and Additio ns	01 April 2015	31 March 2016	Educati on Infrastru cture Grant	R 1 200		R 0	R 1 200
Edzisan i Primary	Public Ordinary School Education	Makhad o	Vhemb e	School - Primar y	Upgra de and Additi ons	Upgrad e and Additio ns	01 April 2015	31 March 2016	Educati on Infrastru cture Grant	R 1 200		R 0	R 1 200
Elim Second ary	Public Ordinary School Education	Makhad o	Vhemb e	School - Secon dary	Reha bilitati on, Reno vation s or Refur bishm ent	Renova tions, Rehabil itation or Refurbi shment s	01 April 2015	31 March 2016	Educati on Infrastru cture Grant	R 2 600			R 2 600
Fefe Primary	Public Ordinary School Education	Mutale	Tshipis e- Sagole	School - Primar y	Upgra de and Additi ons	Upgrad e and Additio ns	01 April 2015	31 March 2016	Educati on Infrastru cture Grant	R 600		R 0	R 600
Fhatuw ani Second ary	Public Ordinary School Education	Thulam ela	Vhemb e	School - Secon dary	Upgra de and Additi ons	Upgrad e and Additio ns	01- May- 12	2016/0 3/31	Educati on Infrastru cture Grant	R 12 390	R 4 800	R 4 500	R 2 500
Fhembe ledzani Primary	Public Ordinary School Education	Makhad o	Vhemb e	School - Primar y	Maint enanc e and Repai rs	Mainte nance and Repairs	01 April 2015	31 March 2016	Educati on Infrastru cture Grant	R 380		R 0	R 380

Frans Rasimphi Secondary	Public Ordinary School Education	Thulamela	Vhembe	School - Secondary	Upgrade and Additions	Upgrade and Additions	01 April 2015	31 March 2016	Education Infrastructure Grant	R 10 203			R 9 717
Fulufhelo Special School	Public Ordinary School Education	Thulamela	Vhembe	School - Specialised	New or Replaced Infrastructure Asset	New or Replaced Infrastructure Asset	01 April 2015	31 March 2016	Education Infrastructure Grant	R 2 600			R 2 600
Funzwani Primary	Public Ordinary School Education	Thulamela	Vhembe	School - Primary	Upgrade and Additions	Upgrade and Additions	01 April 2015	31 March 2016	Education Infrastructure Grant	R 14 700		R 5 733	R 8 267
Gateway Primary	Public Ordinary School Education	Musina	Vhembe	School - Primary	Upgrade and Additions	Upgrade and Additions	01 April 2015	31 March 2016	Education Infrastructure Grant	R 13 489		R 7 065	R 5 781
Georgeholtz Primary	Public Ordinary School Education	Thulamela	Vhembe	School - Primary	Rehabilitation, Renovations or Refurbishment	Renovations, Rehabilitation or Refurbishment	01-May-12	2016/03/31	Education Infrastructure Grant	R 17 104	R 8 000	R 5 299	R 3 000
Gogobole Primary	Public Ordinary School	Makhado	Vhembe	School - Primary	Maintenance and	Maintenance and	01 April 2015	31 March 2016	Education Infrastructure	R 3 321			R 3 321

	Education			y	Repairs	Repairs			cture Grant				
Gole Secondary	Public Ordinary School Education	Thulamela	Vhembe	School - Secondary	Upgrade and Additions	Upgrade and Additions	01 April 2015	31 March 2016	Education Infrastructure Grant	R 3 299	R 0	R 0	R 3 299
Gundani Primary	Public Ordinary School Education	Mutale	Tshipise-Sagole	School - Primary	Upgrade and Additions	Upgrade and Additions	01 April 2013	31 March 2014	Education Infrastructure Grant	R 500	R 500		
Hasani Primary	Public Ordinary School Education	Thulamela	Vhembe	School - Primary	New or Replaced Infrastructure Asset	New or Replaced Infrastructure Asset	01 April 2013	31 March 2015	Education Infrastructure Grant	R 19 270	R 9 635	R 9 635	
Hlalelani Primary	Public Ordinary School Education	Makhado	Vhembe	School - Primary	Upgrade and Additions	Upgrade and Additions	01 April 2013	31 March 2014	Education Infrastructure Grant	R 30 124	R 956	R 0	
Hlangani South Circuit	Administration	Makhado	Vhembe	Education Office	Maintenance and Repairs	Maintenance and Repairs	2011/09/01	2011/09/30	Education Infrastructure Grant	R 41 300	R 8 000	R 7 000	R 1 786
Hlawulekani Primary	Public Ordinary School Education	Thulamela	Vhembe	School - Primary	Upgrade and Additions	Upgrade and Additions	01 April 2015	31 March 2016	Education Infrastructure Grant	R 900		R 0	R 900

Hleketa ni Primary	Public Ordinary School Education			School - Primary	Upgrade and Additions	Upgrade and Additions	01 April 2015	31 March 2016	Education Infrastructure Grant	R 900		R 0	R 900
Humbelani Secondary	Public Ordinary School Education	Makhado	Vhembe	School - Secondary	Upgrade and Additions	Upgrade and Additions	01 April 2013	31 March 2014	Education Infrastructure Grant	R 6138	R 779	R 0	
J.R.Tshikalange Primary	Public Ordinary School Education	Thulamela	Vhembe	School - Primary	Upgrade and Additions	Upgrade and Additions	01 April 2013	31 March 2014	Education Infrastructure Grant	R 1800	R 1800	R 0	
Jaji Primary	Public Ordinary School Education	Makhado	Vhembe	School - Primary	Upgrade and Additions	Upgrade and Additions	01 April 2015	31 March 2016	Education Infrastructure Grant	R 380		R 0	R 380
Jilongo Secondary	Public Ordinary School Education	Thulamela	Vhembe	School - Secondary	Upgrade and Additions	Upgrade and Additions	01 April 2013	31 March 2014	Education Infrastructure Grant	R 1318	R 240	R 0	
Johannes Mulambilu Secondary	Public Ordinary School Education	Makhado	Vhembe	School - Secondary	Upgrade and Additions	Upgrade and Additions	01 April 2015	31 March 2016	Education Infrastructure Grant	R 9309			R 8865
John Mbhedhle	Public Ordinary School	Thulamela	Vhembe	School - Secondary	Upgrade and	Upgrade and Additio	01 April 2013	31 March 2014	Education Infrastru	R 1067	R 1067	0	

Secondary	Education			dary	Additions	ns			cture Grant				
Khanani Primary	Public Ordinary School Education	Thulamela	Vhembe	School - Primary	Upgrade and Additions	Upgrade and Additions	01 April 2013	31 March 2014	Education Infrastructure Grant	R 380	R 380	R 0	
Khapakhapa Primary	Public Ordinary School Education	Makhado	Vhembe	School - Primary	New or Replaced Infrastructure Asset	New or Replaced Infrastructure Asset	01 April 2013	31 March 2014	Education Infrastructure Grant	R 3400	R 3400		
Khogonyane Primary	Public Ordinary School Education	Makhado	Vhembe	School - Primary	New or Replaced Infrastructure Asset	New or Replaced Infrastructure Asset	01-May-12	2015/03/31	Education Infrastructure Grant	R 9450	R 3500	R 5500	
Khomisani Primary	Public Ordinary School Education	Greater Giyani	Mopani	School - Primary	Upgrade and Additions	Upgrade and Additions	01 April 2013	31 March 2014	Education Infrastructure Grant	R 3000	R 3000	R 0	
Khubvi Primary	Public Ordinary School Education	Thulamela	Vhembe	School - Primary	New or Replaced Infrastructure Asset	New or Replaced Infrastructure Asset	01 April 2013	31 March 2014	Education Infrastructure Grant	R 7800	R 800	R 0	

Kutama High School	Public Ordinary School Education	Makhado	Vhembé	School - Technical Secondary	Recapitalisation of Technical schools	Upgrade and Additions	01 April 2013	31 March 2014	Education Infrastructure Grant	R 2 900	R 2 900	R 0	
Lemana High	Public Ordinary School Education	Makhado	Vhembé	School - Specialised	Upgrade and Additions	Upgrade and Additions	01 April 2015	31 March 2016	Education Infrastructure Grant	R 5 145	R 0	R 4 900	
Lishavana Secondary	Public Ordinary School Education	makhado	Vhembé	School - Secondary	Upgrade and Additions	Upgrade and Additions	01 April 2013	31 March 2014	Education Infrastructure Grant	380	380	R 0.00	
Livhuwani Primary	Public Ordinary School Education	Makhado	Vhembé	School - Primary	Upgrade and Additions	Upgrade and Additions	01 April 2015	31 March 2016	Education Infrastructure Grant	R 8 137			R 7 749
Livhuwani Primary	Public Ordinary School Education	Makhado	Vhembé	School - Primary	Upgrade and Additions	Upgrade and Additions	01 April 2013	31 March 2014	Education Infrastructure Grant	R 300	R 300		
Londolani Primary	Public Ordinary School Education	Thulamela	Vhembé	School - Primary	Upgrade and Additions	Upgrade and Additions	01 April 2013	31 March 2014	Education Infrastructure Grant	R 3 700	R 3 700		

Luambo Secondary	Public Ordinary School Education	Makhad o	Vhemb e	School - Secondary	Upgra de and Additi ons	Upgrad e and Additio ns	01 April 2015	31 March 2016	Educati on Infrastru cture Grant	R 380		R 0	R 380
Lumuka Primary	Public Ordinary School Education	Makhad o	Vhemb e	School - Primar y	Upgra de and Additi ons	Upgrad e and Additio ns	01 April 2013	31 March 2014	Educati on Infrastru cture Grant	R 380	R 380	R 0	
Luvhen go Secondary	Public Ordinary School Education	Thulam ela	Vhemb e	School - Secondary	Upgra de and Additi ons	Upgrad e and Additio ns	01 April 2013	31 March 2015	Educati on Infrastru cture Grant	R 2 196	R 2 091	R 105	
Lwenzh e Secondary	Public Ordinary School Education	Makhad o	Vhemb e	School - Secondary	Upgra de and Additi ons	Upgrad e and Additio ns	01 April 2013	31 March 2014	Educati on Infrastru cture Grant	R 380	R 380	R 0	
Mabaye ni Primary	Public Ordinary School Education	Thulam ela	Vhemb e	School - Primar y	Upgra de and Additi ons	Upgrad e and Additio ns	01 April 2013	31 March 2014	Educati on Infrastru cture Grant	R 7 100	R 2 600	R 0	
Mabila Primary	Public Ordinary School Education	Mutale	Tshipis e-Sagole	School - Primar y	Upgra de and Additi ons	Upgrad e and Additio ns	01 April 2013	31 March 2014	Educati on Infrastru cture Grant	R 4 200	R 4 200		
Mabila Primary	Public Ordinary School Educatio	Mutale	Tshipis e-Sagole	School - Primar y	Upgra de and Additi	Upgrad e and Additio ns	01 April 2015	31 March 2016	Educati on Infrastru cture	R 7 000			R 7 000

	n				ons				Grant				
Madavhila Primary	Public Ordinary School Education	Mutale	Tshipise-Sagole	School - Primary	Upgrade and Additions	Upgrade and Additions	01 April 2013	31 March 2014	Education Infrastructure Grant	R 380	R 380	R 0	
Madimbo Primary	Public Ordinary School Education	Musina	Vhembe	School - Primary	Upgrade and Additions	Upgrade and Additions	01 April 2013	31 March 2014	Education Infrastructure Grant	R 6 195	R 5 900		
MAEBANI PRIMARY	Public Ordinary School Education	Makhado	Vhembe	School - Primary	New or Replaced Infrastructure Asset	New or Replaced Infrastructure Asset	01-May-12	2015/03/31	Education Infrastructure Grant	R 8 295	R 5 900	R 2 000	
Magezi Majosi Primary	Public Ordinary School Education	Makhado	Vhembe	School - Primary	Upgrade and Additions	Upgrade and Additions	01 April 2013	31 March 2014	Education Infrastructure Grant	R 8 400	R 2 000		
Magomani Primary	Public Ordinary School Education		Vhembe	School - Primary	Upgrade and Additions	Upgrade and Additions	01 April 2013	31 March 2014	Education Infrastructure Grant	R 4 100	R 4 100	R 0	
Magovhani Primary	Public Ordinary School Education	Makhado	Vhembe	School - Secondary	New or Replaced Infrast	New or Replaced Infrastructure	01 April 2015	31 March 2016	Education Infrastructure Grant	R 8 654	R 0	R 5 166	R 3 075

					ructue Asset	Asset							
Maguada Primary	Public Ordinary School Education	Makhado	Vhembe	School - Primary	Upgrade and Additions	Upgrade and Additions	01 April 2013	31 March 2014	Educational Infrastructure Grant	R 1 500	R 1 500	R 0	
Makonde Primary	Public Ordinary School Education	Thulamela	Vhembe	School - Primary	Upgrade and Additions	Upgrade and Additions	01 April 2013	31 March 2014	Educational Infrastructure Grant	R 250	R 250		
Makushu Primary	Public Ordinary School Education	Musina	Vhembe	School - Primary	Upgrade and Additions	Upgrade and Additions	01 April 2015	31 March 2016	Educational Infrastructure Grant	R 380		R 0	R 380
Makwarani Primary	Public Ordinary School Education	Thulamela	Vhembe	School - Primary	Upgrade and Additions	Upgrade and Additions	01 April 2013	31 March 2014	Educational Infrastructure Grant	R 7 000	R 500	R 0	
Makwatambani Primary merging with Timothy Tshibvumo Primary	Public Ordinary School Education	Makhado	Vhembe	School - Primary	New or Replaced Infrastructure Asset	New or Replaced Infrastructure Asset	01 April 2015	31 March 2016	Educational Infrastructure Grant	R 2 583		R 0	R 2 460
Malamgwa Primary	Public Ordinary School	Thulamela	Vhembe	School - Primary	Upgrade and	Upgrade and Additions	01 April 2013	31 March 2014	Educational Infrastructure	R 1 700	R 1 700		

	Education			y	Additions	ns			cture Grant				
Malamulele East/North-East Complex	Public Ordinary School Education	Thulamela	Vhembe	Education Office	Maintenance and Repairs	Maintenance and Repairs	01 April 2013	31 March 2014	Education Infrastructure Grant	R 36	R 36	R 0	
Malamulele Secondary (Relocate to new site)	Public Ordinary School Education	Thulamela	Vhembe	School - Secondary	New or Replaced Infrastructure Asset	New or Replaced Infrastructure Asset	01 April 2015	31 March 2016	Education Infrastructure Grant	R 380		R 0	R 380
Malebo Secondary	Public Ordinary School Education	Mogalakwena		School - Secondary	Maintenance and Repairs	Maintenance and Repairs	01 April 2013	31 March 2015	Education Infrastructure Grant	R 10 500	R 4 500	R 6 000	
Maluta Secondary	Public Ordinary School Education	Makhado	Vhembe	School - Secondary	Upgrade and Additions	Upgrade and Additions	01 April 2013	31 March 2014	Education Infrastructure Grant	R 5 400	R 400		
Mamathieledza Junior Primary	Public Ordinary School Education	Makhado	Vhembe	School - Primary	Upgrade and Additions	Upgrade and Additions	01-May-12	2015/03/31	Education Infrastructure Grant	R 9 450	R 3 000	R 6 000	
Mamphodo Secondary	Public Ordinary School	Mutale	Vhembe	School - Secondary	Upgrade and	Upgrade and Additio	01 April 2015	31 March 2016	Education Infrastru	R 10 400		R 4 000	R 6 400

ary	Educatio n			dary	Additi ons	ns			cture Grant				
Mapako phele Primary	Public Ordinary School Educatio n	Makhad o	Vhemb e	School - Primar y	Upgra de and Additi ons	Upgrad e and Additio ns	01 April 2015	31 March 2016	Educati on Infrastru cture Grant	R 380		0	380
Mapani Primary	Public Ordinary School Educatio n	Musina	Tshipis e- Sagole	School - Primar y	Upgra de and Additi ons	Upgrad e and Additio ns	01 April 2015	31 March 2016	Educati on Infrastru cture Grant	R 380		R 0	R 380
MARIA DZE PRIMA RY	Public Ordinary School Educatio n	Makhad o	Vhemb e	School - Primar y	Upgra de and Additi ons	Upgrad e and Additio ns	01 April 2015	31 March 2016	Educati on Infrastru cture Grant	300	0	0	R 300
Marima ne High	Public Ordinary School Educatio n	Makhad o	Vhemb e	School - Secon dary	Maint enanc e and Repai rs	Mainte nance and Repairs	01 April 2015	31 March 2016	Educati on Infrastru cture Grant	R 1 200		R 0	R 1 200
Maroi Combin ed	Public Ordinary School Educatio n	Musina	Vhemb e	School - Combi ned	Upgra de and Additi ons	Upgrad e and Additio ns	01 April 2015	31 March 2016	Educati on Infrastru cture Grant	R 900		R 0	R 900
Maroi Combin ed	Public Ordinary School Educatio n	Musina	Vhemb e	School - Combi ned	Upgra de and Additi ons	Upgrad e and Additio ns	01 April 2015	31 March 2016	Educati on Infrastru cture Grant	R 3 746		R 0	R 3 567
Marude Second	Administ ration	Thulam ela	Vhemb e	School -	Maint enanc	Mainte nance	01 April	31 March	Educati on	R 600		R 0	R 600

ary - fees				Secondary	e and Repairs	and Repairs	2015	2016	Infrastructure Grant				
Masikhwa Primary	Public Ordinary School Education	Thulamela	Vhembe	School - Primary	Upgrade and Additions	Upgrade and Additions	01 April 2015	31 March 2016	Education Infrastructure Grant	R 11 624		R 6 150	R 4 920
Masikhwa Primary	Public Ordinary School Education	Thulamela	Vhembe	School - Primary	Upgrade and Additions	Upgrade and Additions	01 April 2015	31 March 2016	Education Infrastructure Grant	R 2 706			R 2 706
Masindi Primary	Public Ordinary School Education	Thulamela	Vhembe	School - Primary	Upgrade and Additions	Upgrade and Additions	01 April 2015	31 March 2016	Education Infrastructure Grant	R 5 166			R 5 166
Masungu Primary	Public Ordinary School Education	Makhado	Vhembe	School - Primary	Upgrade and Additions	Upgrade and Additions	01 April 2015	31 March 2016	Education Infrastructure Grant	R 380		R 0	R 380
Matamele Primary	Public Ordinary School Education	Thulamela	Vhembe	School - Primary	Upgrade and Additions	Upgrade and Additions	01 April 2015	31 March 2016	Education Infrastructure Grant	R 12 600		R 0	R 6 300
Mathede Secondary	Public Ordinary School Education	Makhado	Vhembe	School - Secondary	Upgrade and Additions	Upgrade and Additions	01 April 2015	31 March 2016	Education Infrastructure Grant	R 1 200		R 0	R 1 200

Mathede Secondary	Public Ordinary School Education	Makhado	Vhembe	School - Secondary	New or Replaced Infrastructure Asset	New or Replaced Infrastructure Asset	01 April 2015	31 March 2016	Education Infrastructure Grant	R 380		R 0	R 380
Matitvhala Primary	Public Ordinary School Education	Makhado	Vhembe	School - Primary	New or Replaced Infrastructure Asset	New or Replaced Infrastructure Asset	01 April 2015	31 March 2016	Education Infrastructure Grant	R 3 299		R 0	R 3 299
Matoanzie Primary	Public Ordinary School Education	Makhado	Vhembe	School - Primary	Upgrade and Additions	Upgrade and Additions	01 April 2015	31 March 2016	Education Infrastructure Grant	R 11 390		R 5 435	R 5 412
Matondoni Primary	Public Ordinary School Education	Thulamela	Vhembe	School - Primary	Upgrade and Additions	Upgrade and Additions	01 April 2015	31 March 2016	Education Infrastructure Grant	R 10 074		R 6 765	R 2 829
Matshavhawe Primary	Public Ordinary School Education	Makhado	Vhembe	School - Primary	Upgrade and Additions	Upgrade and Additions	01 April 2015	31 March 2016	Education Infrastructure Grant	R 70 000	R 0	R 0	R 15 000
Matshavhawe Primary	Public Ordinary School Education	Makhado	Vhembe	School - Primary	Upgrade and Additions	Upgrade and Additions	01 April 2015	31 March 2016	Education Infrastructure Grant	R 380		R 0	R 380

Matsika Primary	Public Ordinary School Education	Thulamela	Vhembe	school - Secondary	Upgrade and Additions	Upgrade and Additions	01 April 2015	31 March 2016	Education Infrastructure Grant	R 11 450		R 4 828	R 6 622
Maungani Primary	Public Ordinary School Education	Thulamela	Vhembe	School - Primary	Upgrade and Additions	Upgrade and Additions	01 April 2013	31 March 2014	Education Infrastructure Grant	R 8 500	R 500	R 0	
Mavhoda Primary	Public Ordinary School Education	Mutale	Tshipise-Sagole	School - Primary	Upgrade and Additions	Upgrade and Additions	01 April 2015	31 March 2016	Education Infrastructure Grant	R 900		R 0	R 900
Mavhunga Primary	Public Ordinary School Education	Makhado	Vhembe	School - Primary	Upgrade and Additions	Upgrade and Additions	01 April 2015	31 March 2016	Education Infrastructure Grant	R 2 460			R 2 460
Mbahe Primary	Public Ordinary School Education	Thulamela	Vhembe	School - Primary	Upgrade and Additions	Upgrade and Additions	01 April 2015	31 March 2016	Education Infrastructure Grant	R 9 500		R 4 500	5000
MBHANYELE SECONDARY - construction	Public Ordinary School Education	Thulamela	Vhembe	School - Secondary	Renovations, Rehabilitation or Refurbishments	Renovations, Rehabilitation or Refurbishments	01 April 2015	31 March 2016	Education Infrastructure Grant	R 380		R 0	R 380

Mbilwi Secondary	Public Ordinary School Education	Thulamela	Vhembe	School - Secondary	Upgrade and Additions	Upgrade and Additions	01 April 2015	31 March 2016	Education Infrastructure Grant	R 380		R 0	R 380
Mbulaheni Primary	Public Ordinary School Education	Thulamela	Vhembe	School - Primary	Upgrade and Additions	Upgrade and Additions	01 April 2015	31 March 2016	Education Infrastructure Grant	R 8400		R 5000	R 3000
Mbulu Primary	Public Ordinary School Education	Thulamela	Vhembe	School - Primary	Upgrade and Additions	Upgrade and Additions	01 April 2015	31 March 2016	Education Infrastructure Grant	R 1200		R 0	R 1200
Mhinga Special School	Public Ordinary School Education	Thulamela	Vhembe	School - Specialised	Upgrade and Additions	Upgrade and Additions	01 April 2015	31 March 2016	Education Infrastructure Grant	R 2400			R 2400
Mhluri Primary	Public Ordinary School Education	Makhado	Vhembe	School - Primary	Upgrade and Additions	Upgrade and Additions	01 April 2015	31 March 2016	Education Infrastructure Grant	R 380		R 0	R 380
Mhluri Primary	Public Ordinary School Education	Makhado	Vhembe	School - Primary	Upgrade and Additions	Upgrade and Additions	01 April 2015	31 March 2016	Education Infrastructure Grant	R 8196			R 5096
Miriyavhavha Technical	Public Ordinary School Education	Thulamela	Vhembe	School - Secondary	Recapitalisation of	Upgrade and Additions	01 April 2015	31 March 2016	Education Infrastructure	R 10332		R 6765	R 3075

	n				Technical Secondary Schools				Grant				
Mkhachani Mzamani Primary (Mapoppe - Mhinga)	Public Ordinary School Education	Thulamela	Vhembe	School - Primary	New or Replaced Infrastructure Asset	New or Replaced Infrastructure Asset	01 April 2013	31 March 2014	Educational Infrastructure Grant	R 500	R 500	R 0	
Mothibi Secondary	Public Ordinary School Education	Thulamela	Vhembe	School - Secondary	New or Replaced Infrastructure Asset	New or Replaced Infrastructure Asset	2012/0 8/01	2015/0 3/31	Educational Infrastructure Grant	R 7 875	R 5 500	R 2 000	
Mphagane Primary	Public Ordinary School Education	Makhado	Vhembe	School - Primary	Upgrade and Additions	Upgrade and Additions	01 April 2015	31 March 2016	Educational Infrastructure Grant	R 900		R 0	R 900
Mphambo Secondary	Public Ordinary School Education	Thulamela	Vhembe	School - Secondary	Upgrade and Additions	Upgrade and Additions	01 April 2015	31 March 2016	Educational Infrastructure Grant	R 3 299		R 0	R 3 299
Mphaphuli Secondary	Public Ordinary School	Thulamela	Vhembe	School - Secondary	Upgrade and	Upgrade and Additions	01 April 2015	31 March 2016	Educational Infrastructure	R 380		R 0	R 380

ary	Educatio n			dary	Additi ons	ns			cture Grant				
Mphath ele Primary	Public Ordinary School Educatio n	Thulam ela	Vhemb e	School - Primar y	Upgra de and Additi ons	Upgrad e and Additio ns	01 April 2015	31 March 2016	Educati on Infrastru cture Grant	R 380		R 0	R 380
Mudina ne Second ary	Public Ordinary School Educatio n	Makhad o	Vhemb e	School - Secon dary	Maint enanc e and Repai rs	Mainte nance and Repairs	01 April 2015	31 March 2016	Educati on Infrastru cture Grant	R 9 900			R 5 400
Mufulwi Primary	Public Ordinary School Educatio n	Mutale	Tshipis e- Sagole	School - Primar y	Upgra de and Additi ons	Upgrad e and Additio ns	01 April 2015	31 March 2016	Educati on Infrastru cture Grant	R 1 200		R 0	R 1 200
Mugejw ana Primary	Public Ordinary School Educatio n	Makhad o	Vhemb e	School - Primar y	Upgra de and Additi ons	Upgrad e and Additio ns	01 April 2015	31 March 2016	Educati on Infrastru cture Grant	R 380		R 0	R 380
Muhuyu Primary	Public Ordinary School Educatio n	Thulam ela	Vhemb e	School - Primar y	Upgra de and Additi ons	Upgrad e and Additio ns	01 April 2015	31 March 2016	Educati on Infrastru cture Grant	R 4 500		R 0	R 4 500
Muhuyu wathom ba Second ary	Public Ordinary School Educatio n	Thulam ela	Vhemb e	School - Secon dary	Maint enanc e and Repai rs	Mainte nance and Repairs	01 April 2013	31 March 2015	Educati on Infrastru cture Grant	R 5 670	R 3 400	R 2 000	
Mukum bani	Public Ordinary	Thulam ela	Vhemb e	School -	Upgra de	Upgrad e and	01 April	31 March	Educati on	R 150			R 150

Primary	School Education			Primary	and Additions	Additions	2015	2016	Infrastructure Grant				
Mulamula Primary	Public Ordinary School Education	Thulamela	Vhembe	School - Primary	Upgrade and Additions	Upgrade and Additions	01 April 2015	31 March 2016	Education Infrastructure Grant	R 380		R 0	R 380
Mulweli Primary	Public Ordinary School Education	Makhado	Vhembe	School - Primary	Upgrade and Additions	Upgrade and Additions	01 April 2015	31 March 2016	Education Infrastructure Grant	R 380		R 0	R 380
Mungo mani Primary	Public Ordinary School Education	Makhado	Vhembe	School - Primary	Upgrade and Additions	Upgrade and Additions	01 April 2015	31 March 2016	Education Infrastructure Grant	R 380		R 0	R 380
Murangoni Primary	Public Ordinary School Education	Thulamela	Vhembe	School - Primary	Upgrade and Additions	Upgrade and Additions	01 April 2015	31 March 2016	Education Infrastructure Grant	R 750		R 0	R 750
Musand iwa Primary	Public Ordinary School Education	Makhado	Vhembe	School - Primary	Upgrade and Additions	Upgrade and Additions	01 April 2015	31 March 2016	Education Infrastructure Grant	R 900		R 0	R 900
Musina Secondary	Public Ordinary School Education	Musina	Vhembe	School - Secondary	Rehabilitation, Renovation s or	Renovations, Rehabilitation or Refurbi	01 April 2015	31 March 2016	Education Infrastructure Grant	R 11 550	R 0	R 5 500	R 2 500

					Refur bishm ent	shment s							
Muswo di- Dipeni Second ary	Public Ordinary School Educatio n	Mutale	Tshipis e- Sagole	School - Secon dary	New or Repla ced Infrast ructue Asset	New or Replac ed Infrastr ucture Asset	01 April 2015	31 March 2016	Educati on Infrastru cture Grant	R 150			R 150
Mutititi Primary	Public Ordinary School Educatio n	Makhad o	Vhemb e	School - Primar y	Upgra de and Additi ons	Upgrad e and Additio ns	01 April 2015	31 March 2016	Educati on Infrastru cture Grant	R 300		R 0	R 300
Mutoti Primary	Public Ordinary School Educatio n	Thulam ela	Vhemb e	School - Primar y	Upgra de and Additi ons	Upgrad e and Additio ns	01 April 2015	31 March 2016	Educati on Infrastru cture Grant	R 17 436		R 7 380	R 9 225
Muvimb i Primary	Public Ordinary School Educatio n	Makhad o	Vhemb e	School - Primar y	Upgra de and Additi ons	Upgrad e and Additio ns	01 April 2015	31 March 2016	Educati on Infrastru cture Grant	R 380		R 0	R 380
Mvudi Primary	Public Ordinary School Educatio n	Thulam ela	Vhemb e	School - Primar y	Upgra de and Additi ons	Upgrad e and Additio ns	01 April 2015	31 March 2016	Educati on Infrastru cture Grant	R 1 200		R 0	R 1 200
Ndenge za High School (New	Public Ordinary School Educatio	Makhad o	Vhemb e	School - Secon dary	New or Repla ced	New or Replac ed Infrastr	01 April 2015	31 March 2016	Educati on Infrastru cture	R 150			R 150

school on new site at Ndengeza RDP Settlement)	n				Infrast	ucture			Grant				
	Asset				Asset								
Nghezimane Secondary	Public Ordinary School Education	Thulamela	Vhembe	School - Secondary	Maintenance and Repairs	Maintenance and Repairs	01 April 2015	31 March 2016	Educational Infrastructure Grant	R 380		R 0	R 380
Nhombelani Primary	Public Ordinary School Education	Thulamela	Vhembe	School - Primary	Upgrade and Additions	Upgrade and Additions	01 April 2015	31 March 2016	Educational Infrastructure Grant	R 150			R 150
Nkhavi Primary	Public Ordinary School Education	Thulamela	Vhembe	School - Primary	Upgrade and Additions	Upgrade and Additions	01 April 2015	31 March 2016	Educational Infrastructure Grant	R 380		R 0	R 380
Nndwakhulu Primary	Public Ordinary School Education	Makhado	Vhembe	School - Primary	Upgrade and Additions	Upgrade and Additions	01 April 2015	31 March 2016	Educational Infrastructure Grant	R 380		R 0	R 380
Nngweeni Secondary	Public Ordinary School Education	Makhado	Vhembe	School - Primary	Maintenance and Repairs	Maintenance and Repairs	01 April 2013	31 March 2015	Educational Infrastructure Grant	R 5300	R 2555	R 2745	
Nngwekhulu	Public Ordinary	Makhado	Vhembe	School -	Upgrade	Upgrade and	01 April	31 March	Educational	R 2300	R 2300	R 0	

Primary	School Education			Primary and Additions	Additions	2013	2014	Infrastructure Grant				
Nnzwobi Secondary	Public Ordinary School Education	Makhado	Vhembe	School - Secondary	Upgrade and Additions	Upgrade and Additions	01 April 2013	31 March 2015	Education Infrastructure Grant	R 6 195	R 3 000	R 2 900
Ntshuxi Primary	Public Ordinary School Education	Makhado	Vhembe	School - Primary	Upgrade and Additions	Upgrade and Additions	01 April 2015	31 March 2016	Education Infrastructure Grant	R 1 050		R 0 R 1 050
Ntsumbedzeni Primary	Public Ordinary School Education	Thulamela	Vhembe	School - Primary	Upgrade and Additions	Upgrade and Additions	01 April 2015	31 March 2016	Education Infrastructure Grant	R 5 781		R 5 781
Nwambedi Secondary	Public Ordinary School Education	Makhado	Vhembe	School - Secondary	New or Replaced Infrastructure Asset	New or Replaced Infrastructure Asset	01 April 2015	31 March 2016	Education Infrastructure Grant	R 380		R 0 R 380
Nwaridi Secondary	Public Ordinary School Education	Makhado	Vhembe	School - Secondary	Upgrade and Additions	Upgrade and Additions	01 April 2015	31 March 2016	Education Infrastructure Grant	R 300		R 0 R 300
Nyahanelani Primary	Public Ordinary School Education	Thulamela	Vhembe	School - Primary	Upgrade and Additions	Upgrade and Additions	01 April 2015	31 March 2016	Education Infrastructure Grant	R 9 428		R 4 920 R 4 059

	n				ons				Grant				
Nyavani Primary	Public Ordinary School Education	Thulamela	Vhembe	School - Primary	Upgrade and Additions	Upgrade and Additions	01 April 2015	31 March 2016	Education Infrastructure Grant	R 150			R 150
Patrick Ramano Secondary School	Public Ordinary School Education		Vhembe	School - Technical Secondary	Recapitalisation of Technical schools	Upgrade and Additions	01 April 2015	31 March 2016	Education Infrastructure Grant	R 380		R 0	R 380
Petamukanda Primary	Public Ordinary School Education	Makhado	Vhembe	School - Primary	Upgrade and Additions	Upgrade and Additions	01 April 2015	31 March 2016	Education Infrastructure Grant	R 2 485		R 0	R 2 485
Petanege Junior Secondary	Public Ordinary School Education			School - Secondary	Upgrade and Additions	Upgrade and Additions	01 April 2015	31 March 2016	Education Infrastructure Grant	R 150			R 150
Pfumelani Primary	Public Ordinary School Education	Makhado	Vhembe	School - Primary	Upgrade and Additions	Upgrade and Additions	01 April 2015	31 March 2016	Education Infrastructure Grant	R 380		R 0	R 380
Phaweni Primary	Public Ordinary School Education	Thulamela	Vhembe	School - Primary	Upgrade and Additions	Upgrade and Additions	01 April 2015	31 March 2016	Education Infrastructure	R 150			R 150

	n				ons				Grant				
Phiphidi Primary	Public Ordinary School Education			School - Primary	Upgrade and Additions	Upgrade and Additions	01 April 2015	31 March 2016	Education Infrastructure Grant	R 1 200		R 0	R 1 200
Phiriphiri Secondary	Public Ordinary School Education	Makhado	Vhembe	School - Secondary	New or Replaced Infrastructure Asset	New or Replaced Infrastructure Asset	01 April 2013	31 March 2014	Education Infrastructure Grant	R 700	R 700	R 0	R 0
Photane Secondary	Public Ordinary School Education	Thulamela	Vhembe	School - Secondary	New or Replaced Infrastructure Asset	New or Replaced Infrastructure Asset	01 April 2015	31 March 2016	Education Infrastructure Grant	R 380		R 0	R 380
Pile Primary	Public Ordinary School Education	Mutale	Vhembe	School - Primary	Upgrade and Additions	Upgrade and Additions	01 April 2013	31 March 2015	Education Infrastructure Grant	R 4 500	R 3 285	R 1 215	
Radzila ni Primary	Public Ordinary School Education	Makhado	Vhembe	School - Primary	Upgrade and Additions	Upgrade and Additions	01 April 2015	31 March 2016	Education Infrastructure Grant	R 9 664		R 6 128	R 3 075
Radzila ni Primary	Public Ordinary School	Makhado	Vhembe	School - Primary	Upgrade and	Upgrade and Additio	01 April 2015	31 March 2016	Education Infrastru	R 900		R 0	R 900

	Education			y	Additions	ns			cture Grant				
Raliphaswa Primary	Public Ordinary School Education	Makhado	Vhembe	School - Primary	Upgrade and Additions	Upgrade and Additions	01 April 2015	31 March 2016	Education Infrastructure Grant	R 380		R 0	R 380
Raluombe Secondary	Public Ordinary School Education	Makhado	Vhembe	School - Secondary	Upgrade and Additions	Upgrade and Additions	2012/05/01	2015/03/31	Education Infrastructure Grant	R 5040	R 2500	R 2300	
Raluombe Secondary	Public Ordinary School Education	Makhado	Vhembe	School - Secondary	Upgrade and Additions	Upgrade and Additions	01 April 2015	31 March 2016	Education Infrastructure Grant	R 8100			R 8100
Rasikhumtha Primary	Public Ordinary School Education	Makhado	Vhembe	School - Primary	Upgrade and Additions	Upgrade and Additions	01 April 2015	31 March 2016	Education Infrastructure Grant	R 1500		R 0	R 1500
Ratshibvumo Secondary	Public Ordinary School Education	Mutale	Tshipise-Sagole	School - Secondary	Upgrade and Additions	Upgrade and Additions	01 April 2015	31 March 2016	Education Infrastructure Grant	R 8610			R 8610
Ravhuhali Secondary	Public Ordinary School Education	Makhado	Vhembe	School - Secondary	Upgrade and Additions	Upgrade and Additions	2013/04/01	2015/03/31	Education Infrastructure Grant	R 8400	R 6400	R 2000	
Rembuluwani	Public Ordinary	Makhado	Vhembe	School -	Upgrade	Upgrade and	01 April	31 March	Education	R 380		R 0	R 380

Primary	School Education			Primary	and Additions	Additions	2015	2016	Infrastructure Grant				
Rhabela Secondary	Public Ordinary School Education	Thulamela	Vhembe	School - Secondary	Upgrade and Additions	Upgrade and Additions	01 April 2015	31 March 2016	Education Infrastructure Grant	R 9 975		R 6 000	R 3 500
Ripambeta High	Public Ordinary School Education	Thulamela	Vhembe	School - Secondary	Maintenance and Repairs	Maintenance and Repairs	01 April 2015	31 March 2016	Education Infrastructure Grant	R 1 500		R 0	R 1 500
Sane Primary	Public Ordinary School Education	Musina	Vhembe	School - Primary	Upgrade and Additions	Upgrade and Additions	01 April 2015	31 March 2016	Education Infrastructure Grant	R 7 995			R 7 995
Sanitation Projects	Public Ordinary School Education	Various	Various	Schools		Upgrade and Additions	01 April 2015	31 March 2016	Education Infrastructure Grant	R 600		R 0	R 600
Saselemane Primary School	Public Ordinary School Education	Thulamela	Vhembe	School - Primary	New or Replaced Infrastructure Asset	New or Replaced Infrastructure Asset	01 April 2013	31 March 2015	Education Infrastructure Grant	R 9 240	R 4 000	R 4 800	
Shakadza Primary	Public Ordinary School Education	Mutale	Tshipise-Sagole	School - Primary	Upgrade and Additions	Upgrade and Additions	01 April 2015	31 March 2016	Education Infrastructure	R 1 200		R 0	R 1 200

	n				ons				Grant				
Shakadza Primary	Public Ordinary School Education	Mutale	Vhemb e	School - Primary	Upgrade and Additions	Upgrade and Additions	01 April 2015	31 March 2016	Educational Infrastructure Grant	R 900		R 0	R 900
Shikundu High	Public Ordinary School Education	Thulamela	Vhemb e	School - Secondary	Maintenance and Repairs	Maintenance and Repairs	01 April 2015	31 March 2016	Educational Infrastructure Grant	R 1 800		R 0	R 1 800
Shirley Primary	Public Ordinary School Education	Makhado	Vhemb e	School - Primary	Upgrade and Additions	Upgrade and Additions	2012/05/01	2016/03/31	Educational Infrastructure Grant	R 15 435	R 5 500	R 4 500	R 4 700
Shura Primary	Public Ordinary School Education	Makhado	Vhemb e	School - Primary	Upgrade and Additions	Upgrade and Additions	01 April 2015	31 March 2016	Educational Infrastructure Grant	R 10 978		R 6 765	R 3 690
Sigonde Primary	Public Ordinary School Education	Mutale	Tshipise-Sagole	School - Primary	Upgrade and Additions	Upgrade and Additions	01 April 2015	31 March 2016	Educational Infrastructure Grant	R 380		R 0	R 380
Siloam Primary	Public Ordinary School Education	Thulamela	Vhemb e	School - Primary	Upgrade and Additions	Upgrade and Additions	01 April 2015	31 March 2016	Educational Infrastructure Grant	R 8 155			R 8 155
Sinthumule	Public Ordinary	Makhado	Vhemb e	School -	Upgrade	Upgrade and	01 April	31 March	Educational	R 600		R 0	R 600

Secondary	School Education			Secondary	and Additions	Additions	2015	2016	Infrastructure Grant				
Skhosana Primary	Public Ordinary School Education	Makhado	Vhembé	School - Primary	Upgrade and Additions	Upgrade and Additions	01 April 2014	31 March 2015	Education Infrastructure Grant	R 139 882		R 139 882	
Skhosana Secondary	Public Ordinary School Education			School - Secondary	Upgrade and Additions	Upgrade and Additions	01 April 2015	31 March 2016	Education Infrastructure Grant	R 1 200		R 0	R 1 200
Storm Damaged Schools	Public Ordinary School Education	Various	Various	Schools		Upgrade and Additions	01 April 2015	31 March 2016	Education Infrastructure Grant	R 900		R 0	R 900
Sukumani Kundani Secondary	Public Ordinary School Education	Makhado	Vhembé	School - Secondary	Upgrade and Additions	Upgrade and Additions	01 April 2015	31 March 2016	Education Infrastructure Grant	R 380		R 0	R 380
Sunduz Primary	Public Ordinary School Education	Thulamela	Vhembé	School - Primary	Upgrade and Additions	Upgrade and Additions	01 April 2015	31 March 2016	Education Infrastructure Grant	R 380		R 0	R 380
Swongzwi Secondary	Public Ordinary School Education	Makhado	Vhembé	School - Secondary	Upgrade and Additions	Upgrade and Additions	01 April 2013	31 March 2014	Education Infrastructure Grant	R 4 750	R 1 000		

Takalani Nyawedzeni Primary	Public Ordinary School Education	Thulamela	Vhembe	School - Primary	Renovations, Rehabilitation or Refurbishments	Renovations, Rehabilitation or Refurbishments	01 April 2015	31 March 2016	Education Infrastructure Grant	R 150			R 150
Takalani Primary	Public Ordinary School Education	Thulamela	Vhembe	School - Primary	Upgrade and Additions	Upgrade and Additions	01 April 2015	31 March 2016	Education Infrastructure Grant	R 7 749			R 7 380
Thathe Secondary	Public Ordinary School Education	Thulamela	Vhembe	School - Secondary	Upgrade and Additions	Upgrade and Additions	01 April 2015	31 March 2016	Education Infrastructure Grant	R 750		R 0	R 750
Thivhileli Secondary	Public Ordinary School Education	Thulamela	Vhembe	School - Secondary	Rehabilitation, Renovations or Refurbishment	Renovations, Rehabilitation or Refurbishments	2012/08/01	2016/03/31	Education Infrastructure Grant	R 25 608	R 6 475	R 7 320	R 3 000
Thohoyandou Secondary	Public Ordinary School Education	Thulamela	Vhembe	School - Secondary	Upgrade and Additions	Upgrade and Additions	01 April 2015	31 March 2016	Education Infrastructure Grant	R 380		R 0	R 380

Thusalushaka Secondary	Public Ordinary School Education	Thulamela	Vhembe	School - Secondary	Upgrade and Additions	Upgrade and Additions	01 April 2015	31 March 2016	Education Infrastructure Grant	R 150			R 150
Tivoneleni Primary	Public Ordinary School Education	Thulamela	Vhembe	School - Primary	Upgrade and Additions	Upgrade and Additions	01 April 2015	31 March 2016	Education Infrastructure Grant	R 9 428			R 8 979
Tiyani Secondary	Public Ordinary School Education	Makhado	Vhembe	School - Secondary	Rehabilitation, Renovations or Refurbishments	Renovations, Rehabilitation or Refurbishments	01 April 2015	31 March 2016	Education Infrastructure Grant	R 500			R 500
Tovhowani Primary	Public Ordinary School Education	Thulamela	Vhembe	School - Primary	Upgrade and Additions	Upgrade and Additions	01 April 2015	31 March 2016	Education Infrastructure Grant	R 8 800		R 3 000	R 5 800
Tshadama Secondary	Public Ordinary School Education	Thulamela	Vhembe	School - Secondary	Upgrade and Additions	Upgrade and Additions	01 April 2015	31 March 2016	Education Infrastructure Grant	R 4 000			R 4 000
Tshakhuma Junior Primary	Public Ordinary School Education	Thulamela	Vhembe	School - Primary	Upgrade and Additions	Upgrade and Additions	01 April 2015	31 March 2016	Education Infrastructure Grant	R 380		R 0	R 380

Tshamavhudzi Primary	Public Ordinary School Education	Thulamela	Vhembe	School - Primary	New or Replaced Infrastructure Asset	New or Replaced Infrastructure Asset	01 April 2015	31 March 2016	Education Infrastructure Grant	R 3 299		R 0	R 3 299
Tshano wa Primary	Public Ordinary School Education	Thulamela	Vhembe	School - Primary	Upgrade and Additions	Upgrade and Additions	01 April 2015	31 March 2016	Education Infrastructure Grant	R 150			R 150
Tshapinda Primary	Public Ordinary School Education	Mutale	Vhembe	School - Primary	Rehabilitation, Renovation or Refurbishment	Renovations, Rehabilitation or Refurbishments	01 April 2015	31 March 2016	Education Infrastructure Grant	R 8 654		R 5 166	R 3 075
Tshathovhela Primary	Public Ordinary School Education	Mutale	Vhembe	School - Primary	Upgrade and Additions	Upgrade and Additions	01 April 2015	31 March 2016	Education Infrastructure Grant	R 380		R 0	R 380
Tshavhadinda Primary	Public Ordinary School Education	Mutale	Vhembe	School - Primary	Upgrade and Additions	Upgrade and Additions	01 April 2015	31 March 2016	Education Infrastructure Grant	R 2 800			R 2 800
Tshiana ne Second	Public Ordinary School	Musina	Vhembe	School - Second	Upgrade and	Upgrade and Additio	01 April 2015	31 March 2016	Education Infrastru	R 380		R 0	R 380

ary	Educatio n			dary	Additi ons	ns			cture Grant				
Tshiavh a Primary	Public Ordinary School Educatio n	Thulam ela	Vhemb e	School - Primar y	Upgra de and Additi ons	Upgrad e and Additio ns	01 April 2013	31 March 2014	Educati on Infrastru cture Grant	R 3 900	R 3 900		
Tshiavh a Primary	Public Ordinary School Educatio n	Thulam ela	Vhemb e	School - Primar y	Upgra de and Additi ons	Upgrad e and Additio ns	01 April 2013	31 March 2014	Educati on Infrastru cture Grant	R 2 900	R 2 900		
Tshiavh a Primary	Public Ordinary School Educatio n	Thulam ela	Vhemb e	School - Primar y	Upgra de and Additi ons	Upgrad e and Additio ns	01 April 2013	31 March 2014	Educati on Infrastru cture Grant	R 4 800	R 4 800		
Tshiaw elo High	Public Ordinary School Educatio n	Makhad o	Vhemb e	School - Secon dary	Maint enanc e and Repai rs	Mainte nance and Repairs	01 April 2013	31 March 2015	Educati on Infrastru cture Grant	R 6 090	R 3 800	R 2 000	R 0
Tshifhu mulo Primary	Public Ordinary School Educatio n	Thulam ela	Vhemb e	School - Primar y	Upgra de and Additi ons	Upgrad e and Additio ns	01 April 2013	31 March 2014	Educati on Infrastru cture Grant	R 1 000	R 1 000		
Tshika mbe Primary	Public Ordinary School Educatio n	Thulam ela	Vhemb e	School - Primar y	Upgra de and Additi ons	Upgrad e and Additio ns	01 April 2015	31 March 2016	Educati on Infrastru cture Grant	R 3 700			R 3 700
Tshikho vhokho	Public Ordinary	Thulam ela	Vhemb e	School -	Upgra de	Upgrad e and	01 April	31 March	Educati on	R 380		R 0	R 380

vho Primary	School Education			Primary	and Additions	Additions	2015	2016	Infrastructure Grant				
Tshikhudini Primary	Public Ordinary School Education			School - Primary	Upgrade and Additions	Upgrade and Additions	01 April 2013	31 March 2014	Education Infrastructure Grant	R 3 800	R 3 800		
TSHIKHWANI PRIMARY - fees	Public Ordinary School Education	Makhado	Vhembe	School - Primary	Maintenance and Repairs	Maintenance and Repairs	01 April 2015	31 March 2016	Education Infrastructure Grant	R 5 000			R 5 000
Tshikombani Primary	Public Ordinary School Education	Thulamela	Vhembe	School - Secondary	Maintenance and Repairs	Maintenance and Repairs	01 April 2015	31 March 2016	Education Infrastructure Grant	R 150			R 150
Tshikosi Primary	Public Ordinary School Education			School - Primary	Upgrade and Additions	Upgrade and Additions	01 April 2015	31 March 2016	Education Infrastructure Grant	R 5 050			R 5 050
Tshikota Secondary	Public Ordinary School Education	Makhado	Vhembe	School - Secondary	New or Replaced Infrastructure Asset	New or Replaced Infrastructure Asset	01 April 2013	31 March 2015	Education Infrastructure Grant	R 9 000	R 5 000	R 4 000	
Tshikohani Primary	Public Ordinary School Education			School - Primary	Upgrade and Additions	Upgrade and Additions	01 April 2015	31 March 2016	Education Infrastructure	R 380		R 0	R 380

	n				ons				Grant				
Tshikw i Primary	Public Ordinary School Educatio n	Makhad o	Vhemb e	School - Primar y	Upgra de and Additi ons	Upgrad e and Additio ns	01 April 2015	31 March 2016	Educati on Infrastru cture Grant	R 9 428		R 5 904	R 3 075
Tshikuy u Primary	Public Ordinary School Educatio n	Mutale	Tshipis e- Sagole	School - Primar y	Upgra de and Additi ons	Upgrad e and Additio ns	01 April 2015	31 March 2016	Educati on Infrastru cture Grant	R 7 491			R 7 134
Tshikwa rani Primary	Public Ordinary School Educatio n			School - Primar y	Upgra de and Additi ons	Upgrad e and Additio ns	01 April 2013	31 March 2015	Educati on Infrastru cture Grant	R 8 200	R 5 000	R 3 200	
Tshilah o Primary	Public Ordinary School Educatio n	Makhad o	Vhemb e	School - Primar y	New or Repla ced Infrast ructue Asset	New or Replac ed Infrastr ucture Asset	01 April 2015	31 March 2016	Educati on Infrastru cture Grant	R 380		R 0	R 380
Tshiluv hi Primary	Public Ordinary School Educatio n	Thulam ela	Vhemb e	School - Primar y	Upgra de and Additi ons	Upgrad e and Additio ns	01 April 2015	31 March 2016	Educati on Infrastru cture Grant	R 12 915			R 12 915
Tshilwa vhusiku Razwim isani Special	Public Ordinary School Educatio n	Makhad o	Vhemb e	School - Special ised	Upgra de and Additi ons	Upgrad e and Additio ns	01 April 2013	31 March 2014	Educati on Infrastru cture Grant	R 2 600	R 2 600		

School													
Tshinange Secondary	Public Ordinary School Education	Makhad o	Vhemb e	School - Secondary	Upgra de and Additi ons	Upgrad e and Additio ns	2012/0 8/01	2015/0 3/31	Educati on Infrastru cture Grant	R 19 026	R 3 000	R 5 120	
Tshinange Secondary	Public Ordinary School Education	Makhad o	Vhemb e	School - Secondary	Upgra de and Additi ons	Upgrad e and Additio ns	01 April 2013	31 March 2015	Educati on Infrastru cture Grant	R 8 800	R 5 000	R 3 800	
Tshinavhe Secondary	Public Ordinary School Education	Makhad o	Vhemb e	School - Secondary	Upgra de and Additi ons	Upgrad e and Additio ns	01 April 2015	31 March 2016	Educati on Infrastru cture Grant	R 1 200		R 0	R 1 200
Tshipako Primary	Public Ordinary School Education	Thulam ela	Vhemb e	School - Primar y	Upgra de and Additi ons	Upgrad e and Additio ns	01 April 2013	31 March 2014	Educati on Infrastru cture Grant	R 4 500	R 4 500		
Tshipise-Sagole District Office	Administ ration	Motale	Vhemb e	Educat ion office	New or Repla ced Infrast ructue Asset	New or Replac ed Infrastr ucture Asset	01 April 2013	31 March 2014	Educati on Infrastru cture Grant	R 4 700	R 4 700		
Tshisap unku Primary	Public Ordinary School Education	Makhad o	Vhemb e	School - Primar y	Upgra de and Additi ons	Upgrad e and Additio ns	01 April 2015	31 March 2016	Educati on Infrastru cture Grant	R 5 966		R 0	R 5 966

Tshisel uselu Primary	Public Ordinary School Education	Thulam ela	Vhemb e	School - Primar y	Upgra de and Additi ons	Upgrad e and Additio ns	2013/0 4/01	2016/0 3/31	Educati on Infrastru cture Grant	R 6 825	R 3 000	R 3 500	R 325
Tshisel uselu Primary	Public Ordinary School Education	Thulam ela	Vhemb e	School - Primar y	Upgra de and Additi ons	Upgrad e and Additio ns	01 April 2013	31 March 2014	Educati on Infrastru cture Grant	R 3 500	R 3 500		
Tshitan dani Primary	Public Ordinary School Education	Thulam ela	Vhemb e	School - Primar y	Upgra de and Additi ons	Upgrad e and Additio ns	01 April 2013	31 March 2014	Educati on Infrastru cture Grant	R 4 500	R 4 500		
Tshivhil wi Primary	Public Ordinary School Education	Thulam ela	Vhemb e	School - Primar y	Upgra de and Additi ons	Upgrad e and Additio ns	01 April 2013	31 March 2014	Educati on Infrastru cture Grant	R 4 000	R 4 000		
Tshivhu lani Primary	Public Ordinary School Education	Makhad o	Vhemb e	School - Primar y	Upgra de and Additi ons	Upgrad e and Additio ns	01 April 2013	31 March 2014	Educati on Infrastru cture Grant	R 6 400	R 6 400		
Tswera Primary	Public Ordinary School Education	Thulam ela	Vhemb e	School - Primar y	Upgra de and Additi ons	Upgrad e and Additio ns	01 April 2013	31 March 2014	Educati on Infrastru cture Grant	R 3 250	R 3 250		
Vhaluvh u High	Public Ordinary School Education	Makhad o	Vhemb e	School - Seco ndary	Upgra de and Additi ons	Upgrad e and Additio ns	01 April 2015	31 March 2016	Educati on Infrastru cture	R 380		R 0	R 380

	n				ons				Grant				
VHEMBE DISTRICT SCHOOLS (Closeout of projects)	Public Ordinary School Education	Vhembe District Municipality	Vhembe	Technical Assistance	Upgrade and Additions	Upgrade and Additions	01 April 2013	31 March 2015	Education Infrastructure Grant	R 8 500	R 4 500	R 4 000	
Vhutavhatsindi Secondary	Public Ordinary School Education	Thulamela	Vhembe	School - Secondary	Upgrade and Additions	Upgrade and Additions	01 April 2015	31 March 2016	Education Infrastructure Grant	R 5 200			R 5 200
Vondwe Primary	Public Ordinary School Education	Thulamela	Vhembe	School - Primary	Upgrade and Additions	Upgrade and Additions	01 April 2013	31 March 2014	Education Infrastructure Grant	R 2 151	R 2 151		
Vuswayi Secondary (New school)	Public Ordinary School Education	Thulamela	Vhembe	School - Secondary	New or Replaced Infrastructure Asset	New or Replaced Infrastructure Asset	01 April 2013	31 March 2014	Education Infrastructure Grant	R 6 067	R 6 067		
Vuvumtshena Secondary	Public Ordinary School Education	Thulamela	Vhembe	School - Secondary	Renovations, Rehabilitation	Renovations, Rehabilitation	01 April 2013	31 March 2015	Education Infrastructure Grant	R 9 229	R 7 500	R 1 729	

					on or Refurbishments	Refurbishments							
--	--	--	--	--	----------------------	----------------	--	--	--	--	--	--	--

DEPARTMENT OF HEALTH											
Project name	Type of infrastructure	Project Description	Local Municipality	IMPLEMENTING AGENCY	Project duration	Total project budget		Expenditure to Mar-13 (Estimated)	MTEF Forward estimates		
						Date: Start	Date: Finish		MTEF 2013/14	MTEF 2014/15	MTEF 2015/16
Louis Trichardt Hospital	Accommodation	Hospital Staff Accommodation (10 single rooms)	Makhado	DoH	Sep-11	Jan-13	5,350	5,035	315		
Messina Hospital	Hospital - District	New Level 1 Hospital	Musina	DoH	Apr-14	Mar-17	171,120	7,509	2,000	49,031	56,078
Tshilidzini	Hospital - Regional	IPIP Phase	Thulamela	DoH	Feb-14	Mar-15	4,300	0	300	2,000	2,000

DEPARTMENT OF HEALTH												
Project name	Type of infrastructure	Project Description	Local Municipality	IMPLEMENTING AGENCY	Project duration	Total project budget			Expenditure to Mar-13 (Estimated)	MTEF Forward estimates		
										MTEF 2013/14	MTEF 2014/15	MTEF 2015/16
					Date: Start	Date: Finish						
Mutale Hospital	Hospital - District	Business Case & Health Brief	Mutale	DoH	Apr-13	Apr-14	2,000	0		2,000	0	
Tshildzini Hospital	Hospital - Regional	Replacement of Psychiatric Ward gutted by fire	Thulamela	DoH	Apr-13	Mar-15	13,480	0	4,000	9,480	0	
Louis Trichardt Hospital	Hospital - District	New Theatre Block and Upgrade Casualty	Makhado	DoH	Sep-14	Mar-16	21,000	0	2,000	8,000	10,000	
Siloam Hospital	Accommodation	Hospital Staff Accommodation (10 single rooms)	Makhado	DoH	Jan-14	Jul-14	6,920	1,120	1,431	3,000	0	
Elim Hospital	Accommodation	Hospital Staff Accommodation (10 single rooms)	Makhado	DoH	Nov-13	May-14	7,180	1,380	3,000	2,800	0	

DEPARTMENT OF HEALTH											
Project name	Type of infrastructure	Project Description	Local Municipality	IMPLEMENTING AGENCY	Project duration	Total project budget		Expenditure to Mar-13 (Estimated)	MTEF Forward estimates		
									MTEF 2013/14	MTEF 2014/15	MTEF 2015/16
					Date: Start	Date: Finish					
	n										
Tshilidzini Hospital	Accommodation	Hospital Staff Accommodation (10 single rooms)	Thulamela	DoH	Jan-15	Jul-15	6,000	0	0	0	1,000
Donald Fraser Hospital Staff Accommodation	Accommodation	Ten (10) bedroom staff accommodation unit	Thulamela	DoH	Jan-15	Jul-15	5,800	0	0	0	1,000
Siloam EMS	Ambulance base	New Emergency Medical Service Station	Makhado	DoH	Apr-11	Jul-12	7,079	6,555	200		
Masisi EMS	Ambulance base	Emergency Medical Service Station Upgrade Building at Masisi	Mutale	DoH	Nov-13	May-14	6,164	764	4,000	1,400	0
Thengwe in Mutale EMS	Ambulance	Locate EMS station on the new clinic site; medium EMS	Mutale	DoH	Nov-13	May-14	6,500	0	4,000	2,500	0

DEPARTMENT OF HEALTH											
Project name	Type of infrastructure	Project Description	Local Municipality	IMPLEMENTING AGENCY	Project duration	Total project budget		Expenditure to Mar-13 (Estimated)	MTEF Forward estimates		
									MTEF 2013/14	MTEF 2014/15	MTEF 2015/16
					Date: Start	Date: Finish					
Station	base	Standard Plan							0	0	
Tshikundamalema Clinic	Clinic	Clinic Upgrade To Medium Standard Plan;	Mutale	DoH	Aug-13	Jun-14	12,300	992	5,000	6,000	0
Tshilwavhusiku Clinic	Clinic	Ten(10) bedroom staff accommodation unit on same site. Pallisade fence, paving and upgrade guard house to include medical waste store and additional high mast light.	Makhado	DoH	Jul-15	May-16	13,000	0	0	0	3,000
Olifantshoek Clinic	Clinic	Relocate clinic to a new site. Medium standard plan with Ten (10) bedroom staff accommodation unit. Retain existing clinic facilities and site for EMS station & PHC Outreach activities - replace	Makhado	DoH	Feb-14	Nov-14	16,000	0	4,001	8,600	3,399

DEPARTMENT OF HEALTH											
Project name	Type of infrastructure	Project Description	Local Municipality	IMPLEMENTING AGENCY	Project duration	Total project budget		Expenditure to Mar-13 (Estimated)	MTEF Forward estimates		
									MTEF 2013/14	MTEF 2014/15	MTEF 2015/16
					Date: Start	Date: Finish					
		asbestos roofing in old nursing accommodation; paint and minor renovations.									
Lwamondo Clinic	Clinic	New Ten (10) bedroom staff accommodation unit on the existing clinic site.	Makhado	DoH	Jul-15	May-16	11,000	0	0	0	3,000
Thengwe Clinic	Clinic	Relocate clinic to a new site. Medium standard plan with Ten (10) bedroom staff accommodation unit. Retain existing clinic facilities and site for Sub-District Offices. EMS station to be located on the new clinic site.	Mutale	DoH	Jul-15	May-16	16,000	0			2,600
Folovhodwe Clinic	Clinic	Replace clinic on the same site; Medium standard plan with Ten(10) bedroom staff accommodation unit. What happens to old buildings;	Mutale	DoH	Feb-14	Nov-14	16,000	0	6,000	9,000	1,000

DEPARTMENT OF HEALTH											
Project name	Type of infrastructure	Project Description	Local Municipality	IMPLEMENTING AGENCY	Project duration	Total project budget		Expenditure to Mar-13 (Estimated)	MTEF Forward estimates		
									MTEF 2013/14	MTEF 2014/15	MTEF 2015/16
					Date: Start	Date: Finish					
		retain for EMS or Demolish???									
Gondeni Clinic	Clinic	Replace clinic on the same site; Medium standard plan with Ten(10) bedroom staff accommodation unit. What happens to old buildings; retain for EMS or Demolish???	Thulamela	DoH	Mar-14	Dec-14	16,000	0	4,600	8,000	3,400
Ntlaveni C Clinic	Clinic	Incorporate existing current malaria facility into the clinic design; upgrade to Medium standard plan with Ten(10) bedroom staff accommodation unit. Repair the existing current clinic building and surrender to Malaria Facility. Paint and minor renovations of existing	Thulamela	DoH	Feb-14	Nov-14	16,000	0	5,000	8,000	3,000

DEPARTMENT OF HEALTH											
Project name	Type of infrastructure	Project Description	Local Municipality	IMPLEMENTING AGENCY	Project duration	Total project budget		Expenditure to Mar-13 (Estimated)	MTEF Forward estimates		
									MTEF 2013/14	MTEF 2014/15	MTEF 2015/16
					Date: Start	Date: Finish					
		staff houses.									
Matshavhawe Clinic	Clinic	New clinic on a new site. Medium standard plan with Ten (10) bedroom staff accommodation unit.	Thulamela	DoH	Jul-15	May-16	16,000	0	0		3,000
Sibasa Clinic	Clinic	Relocate clinic to a new site. Medium standard plan with Ten (10) bedroom staff accommodation unit. Retain existing clinic facilities and site for EMS station & PHC Outreach activities - paint and minor renovations.	Thulamela	DoH	Jul-15	May-16	13,000	0	0	800	4,964
Vuwani health centre	Community Health Centre	New Community Health Centre	Makhado	DoH	Jul-15	May-16	90,000	0	0	800	3,000

DEPARTMENT OF HEALTH											
Project name	Type of infrastructure	Project Description	Local Municipality	IMPLEMENTING AGENCY	Project duration	Total project budget		Expenditure to Mar-13 (Estimated)	MTEF Forward estimates		
									MTEF 2013/14	MTEF 2014/15	MTEF 2015/16
	e										
Elim Hospital (Boiler)	Hospital - District	Boilers Upgrade	Makhado	DoH	May-11	Dec-12	16,077	8,537	7,540		
Siloam Hospital (Presidential Project) HIG Part - Planning	Hospital - District	Presidential Project) HIG Part - Planning. Refer - Implementation protocol between HOD Limpopo Health and National Health on 12/12/2011. Letter attached to July 2012 IRM	Makhado	DoH	Apr-12	Mar-13	25,000	0			
Thohoyandou College	Training College	Concrete Pallisade Fence	Thulamela	DoH	Mar-12	Mar-15	3,278	0	2,428	0	0
Elim Hospital Nursing School	Satellite	Upgrade Nursing School - Elim Hospital	Makhado	DoH	Mar-13	Mar-14	30,070	0	7,620	12,000	12,792

6.2. SOCIAL CLUSTER

Table 6.2: Social Cluster Programmes and Projects

SOCIAL CLUSTER PROGRAMMES AND PROJECTS 2013/14-2016/17 IDP														
PROJECTS NO.	PROGRAMME AND PROJECT NAME	PROGRAMME/ PROJECTS DESCRIPTION	LOCATION				IMPLEMENTING AGENT	OVERALL BUDGET	PLANNING AND DESIGN		IMPLEMENTING PERIOD AND BUDGET			
			District Municipality	Local Municipality	Town/Village	Coordinates			Financial Year	Budget	2013/14	2014/15	2015/16	2016/17
PROGRAMME														
	Indigenous games	Games	VDM	All			VDM				R52 800.00			
	Arts and Culture programme	Games	VDM	All			VDM				R60 000.00			
	Mayors Tournament	Games	VDM	All			VDM				R200 000.00			
	O.R Tambo	Games	VDM	All			VDM				R150 000.00			
	HIV & AIDS	Awareness campaigns Vhembe	Vhembe	All Locals	All Towns		VDM				R105 600.00			
	Disaster Risk	Awareness campaigns Vhembe	Vhembe	All Locals	All Towns		VDM				R30 000.00			

SOCIAL CLUSTER PROGRAMMES AND PROJECTS 2013/14-2016/17 IDP															
PROJECTS NO.	PROGRAMME AND PROJECT NAME	PROGRAMME/ PROJECTS DESCRIPTION	LOCATION				IMPLEMENTING AGENT	OVERALL BUDGET	PLANNING AND DESIGN	IMPLEMENTING PERIOD AND BUDGET					
			District Municipality	Local Municipality	Town/Village	Coordinates				Financial Year	Budget	2013/14	2014/15	2015/16	2016/17
	Fire and Rescue	Awareness campaigns Vhembe	Vhembe	All	All Towns		VDM				R30 000.00				
	EHS/Air/Waste	Awareness campaigns Vhembe	Vhembe	All	All Towns		VDM								
	Sport development	Training of couches, administrators	Vhembe	All			DSAC				R1m	R1m			
	Sport development	Farm sport competition	Vhembe	All local municipalities			DSAC				R1m	R1m			
	School sport and recreation	Hub development	Vhembe	All local municipalities			DSAC				R120,000	R120,000			
		Provision of equipment's and attires to School	Vhembe	All local municipalities			DSAC				-	-			
	Arts and culture	Promotion of performing and visual arts	Vhembe	All local municipalities			DSAC				R1m	R1,5m			

SOCIAL CLUSTER PROGRAMMES AND PROJECTS 2013/14-2016/17 IDP														
PROJECTS NO.	PROGRAMME AND PROJECT NAME	PROGRAMME/ PROJECTS DESCRIPTION	LOCATION				IMPLEMENTING AGENT	OVERALL BUDGET	PLANNING AND DESIGN		IMPLEMENTING PERIOD AND BUDGET			
			District Municipality	Local Municipality	Town/Village	Coordinates			Financial Year	Budget	2013/14	2014/15	2015/16	2016/17
	Arts and culture	Mapungubwe arts festival build up events	Vhemb e	All local municipalities			DSAC				R2m	R2m		
	Archives services	Training of records officials	Vhemb e	All			DSAC							
	Library services	Supply of library books and periodicals to community libraries	Vhemb e	All			DSAC				R4m	R4m		
PROJECTS														
	Library Services	Building of Nzhelele library	Vhemb e	Makha do			DSA C	R 9 m			R9m			
	Fire fighting equipment	Purchasing of equipment	Vhemb e				VDM				R4.6 m			

PROJECT NAME	PROGRAMME NAME	PROJECT DESCRIPTION	DISTRICT MUNICIPALITY	LOCAL MUNICIPALITY	IMPLEMENTING AGENT	EXPENDITURE TO DATE FROM PREVIOUS YEAR	MTEF FORWARD ESTIMATES	
						2012/13	2013/14	2014/15
LIBRARY SERVICES								
1. Construction of Nzhelele library	Library and Archives Services	Building of library	Vhembe DM	Makhado	DSAC	0	R8, 000, 000	0
2. Upgrading of Musina library	Library and Archives Services	Upgrading of library	Vhembe DM	Musina	DSAC	0	0	R50 0,000
3. Upgrading of Mukondeni library	Library and Archives Services	Upgrading of library	Vhembe DM	Makhado	DSAC	0	0	R50 0,000
4. Maintenance of Mukondeni library	Library and Archives Services	Maintenance of library	Vhembe District	Mutale	DSAC	0	R250, 000	0
5. Maintenance of Musina library	Library and Archives Services	Maintenance of library	Vhembe District	Musina	DSAC	0	R250, 000	0
6. Maintenance of Saselamani library	Library and Archives Services	Maintenance of library	Vhembe District	Thulamela	DSAC	0	0	R250, 000

PROJECT NAME	PROGRAMME NAME	PROJECT DESCRIPTION	DISTRICT MUNICIPALITY	LOCAL MUNICIPALITY	IMPLEMENTING AGENT	EXPENDITURE TO DATE FROM PREVIOUS YEAR	MTEF FORWARD ESTIMATES	
						2012/13	2013/14	2014/15
7. Maintenance of Thulamela library	Vhembe District	Maintenance of library	Vhembe District	Thulamela	DSAC	0	0	R250,000
8. Maintenance of Musina-Nancefield library	Library and Archives Services	Maintenance of library	Vhembe District	Musina	DSAC	0	0	R250,000

DEPARTMENT OF SOCIAL DEVELOPMENT

Project Name	Programme name	Project description/type of structure	Programme description	District	Local Municipality	Projec/ programme duration		Totl Budget R'000	Expenditure to date from previous years R'000	MTEF forward estimates R'000			Current status
						Date start	Date Fimish			MTEF 2012/13	MTEF 2013/14	MTEF 2014/15	
Vhembe VEP	Programme 1	VEP	Administration	Vhembe	Makhado	0104/14	20/05/15	23 336	999	0	19 178		Planning
Vhembe one stop centres	Programme 1	One stop centre	Administration	Vhembe	Makhado & thulamela	08/01/07	31/05/13	2 608	2 061	0	0		100%

6.3 GOVERNANCE AND ADMINISTRATION CLUSTER

Table 6.3: Governance and Administration Programmes and Projects

G & A CLUSTER PROGRAMMES AND PROJECTS 2012/13- 2016/17														
PROJECTS NO	PROGRAMME AND PROJECT NAME	PROGRAMME/ PROJECTS DESCRIPTION	LOCATION				IMPLEMENTING AGENT	OVERALL BUDGET	PLANNING AND DESIGN		IMPLEMENTING PERIOD AND BUDGET			
			District Municipality	Local Municipality	Town/Village	Coordinates			Financial year	Budget	2013/14	2014/15	2015/16	2016/17
PROGRAMME														
	Wellness Awareness Programmes						VD M				R200,000			
	Recruitment Costs						VD M				R250 000,00			
	OHS awareness Programme						VD M				R300 000.00			
	Public Participation						VD M				R200,000.00			
	Ward committee conference						VD M				R400 000.00			
	International						VD				R60			

G & A CLUSTER PROGRAMMES AND PROJECTS 2012/13- 2016/17														
PROJECTS NO	PROGRAMME AND PROJECT NAME	PROGRAMME/ PROJECTS DESCRIPTION	LOCATION				IMPLEMENTING AGENT	OVERALL BUDGET	PLANNING AND DESIGN		IMPLEMENTING PERIOD AND BUDGET			
			District Municipality	Local Municipality	Town/Village	Coordinates			Financial year	Budget	2013/14	2014/15	2015/16	2016/17
	Women's day						M				000.00			
	Publicity						VD				R200,000.00			
	Mayors' bursary										R3m			
	Special Programmes						VD				R500 000.00			
	National Events						VD				R66 945.00			
	State of the District Address						VD				R100 000.00			
	Newsletter						VD				R700,000.00			
	Thusong Service Centre						VD				R20 000.00			

G & A CLUSTER PROGRAMMES AND PROJECTS 2012/13- 2016/17														
PROJECTS NO	PROGRAMME AND PROJECT NAME	PROGRAMME/ PROJECTS DESCRIPTION	LOCATION				IMPLEMENTING AGENT	OVERALL BUDGET	PLANNING AND DESIGN		IMPLEMENTING PERIOD AND BUDGET			
			District Municipality	Local Municipality	Town/Village	Coordinates			Financial year	Budget	2013/14	2014/15	2015/16	2016/17
	Communication Conference						VD				R50 000.00			
	District Communicators Forum						VD				R10 000.00			
	Traditional Leaders Support						VD				R100 000.00			
	Risk management awareness						VD				R138 343.00			
PROJECTS														
	Performance management system						VD				R528 000.00			
	IDP Review cost						VD				R500 000.00			
	SDBIP	Printing and binding					VD				R101 761.5			

G & A CLUSTER PROGRAMMES AND PROJECTS 2012/13- 2016/17														
PROJECTS NO	PROGRAMME AND PROJECT NAME	PROGRAMME/ PROJECTS DESCRIPTION	LOCATION				IMPLEMENTING AGENT	OVERALL BUDGET	PLANNING AND DESIGN		IMPLEMENTING PERIOD AND BUDGET			
			District Municipality	Local Municipality	Town/Village	Coordinates			Financial year	Budget	2013/14	2014/15	2015/16	2016/17
							M				4			
	Audit committee reimbursement						VD M				R332 640.0 0			
	Voice recorder & Cameras						VD M				R20 000.0 0			
	Maintenance of Fraud Hotline						VD M				R154 934.0 0			
	Annual report	Printing & binding					VD M				R101 761.0 0			
	Computer equipments	Purchasing					VD M				R600, 000			
	Guardrooms	Construction					VD M				R1,2 m			
	Supply of						VD				R100			

G & A CLUSTER PROGRAMMES AND PROJECTS 2012/13- 2016/17														
PROJECTS NO	PROGRAMME AND PROJECT NAME	PROGRAMME/ PROJECTS DESCRIPTION	LOCATION				IMPLEMENTING AGENT	OVERALL BUDGET	PLANNING AND DESIGN		IMPLEMENTING PERIOD AND BUDGET			
			District Municipality	Local Municipality	Town/Village	Coordinates			Financial year	Budget	2013/14	2014/15	2015/16	2016/17
	Furniture						M				000.00			
	Plant aircon						VD M				R100 000,00			
	Internet upgrade						VD M				R550 000.00			
	Financial System						VD M				R350 000.00			
	Credit control support						VD M				R2.5 m			
	Staff training						VD M				R2 m			
	Bursary						VD M				R168 000.00			

G & A CLUSTER PROGRAMMES AND PROJECTS 2012/13- 2016/17															
PROJECTS NO	PROGRAMME AND PROJECT NAME	PROGRAMME/ PROJECTS DESCRIPTION	LOCATION				IMPLEMENTING AGENT	OVERALL BUDGET	PLANNING AND DESIGN		IMPLEMENTING PERIOD AND BUDGET				
			District Municipality	Local Municipality	Town/Village	Coordinates			Financial year	Budget	2013/14	2014/15	2015/16	2016/17	
	Car rental						VD M					R 100,000.00			
	SharePoint Development						VD M					R 600,000			
	Development of LAN (Disaster Center and Satellite Offices)						VD M					R 2,000,000			
	ERP						VD M					R 30,000,000			
	Ten guardrooms						VD M					R1,500,000.00			

G & A CLUSTER PROGRAMMES AND PROJECTS 2012/13- 2016/17														
PROJECTS NO	PROGRAMME AND PROJECT NAME	PROGRAMME/ PROJECTS DESCRIPTION	LOCATION				IMPLEMENTING AGENT	OVERALL BUDGET	PLANNING AND DESIGN		IMPLEMENTING PERIOD AND BUDGET			
			District Municipality	Local Municipality	Town/Village	Coordinates			Financial year	Budget	2013/14	2014/15	2015/16	2016/17
	Supply of Furniture						VD M				R3,000,000			
	Purchase of VEHICLES						VD M				R1,500,000.00			
	Plant aircon						VD M				R5,000,000			
	TILING Green hall						VD M				R1,000,000			
	Task Job evaluation						VD M				R500,000			
	Advertising of posts						VD M				R400,000			
	Medical Suivellance						VD M				R500,000			
	Training of						VD				R400,			

G & A CLUSTER PROGRAMMES AND PROJECTS 2012/13- 2016/17														
PROJECTS NO	PROGRAMME AND PROJECT NAME	PROGRAMME/ PROJECTS DESCRIPTION	LOCATION				IMPLEMENTING AGENT	OVERALL BUDGET	PLANNING AND DESIGN		IMPLEMENTING PERIOD AND BUDGET			
			District Municipality	Local Municipality	Town/Village	Coordinates			Financial Year	Budget	2013/14	2014/15	2015/16	2016/17
	OHS Reps						M				000			

6.4 ECONOMIC CLUSTER

Table 6.4: Economic Cluster Programmes and Projects

PROGRAMME AND PROJECTS NO.	PROGRAMME AND PROJECT NAME	PROGRAMME/ PROJECTS DESCRIPTION	LOCATION				IMPLEMENTING AGENT	Overall Budget	PLANNING AND DESIGN		IMPLEMENTING PERIOD AND BUDGET			
			District Municipality	Local Municipality	Town/Village	Coordinates			Financial Year	Budget	2013/14	2014/15	2015/16	2016/17
PROGRAMME														
	Cultural festival and Tourism Summit	District promotion	VD				Vdm				R800 000.00			

PROGRAMME AND PROJECTS NO.	PROGRAMME AND PROJECT NAME	PROGRAMME/ PROJECTS DESCRIPTION	LOCATION				IMPLEMENTING AGENT	Overall Budget	PLANING AND DESIGN		IMPLEMENTING PERIOD AND BUDGET			
			District Municipality	Local Municipality	Town/Village	Coordinates			Financial Year	Budget	2013/14	2014/15	2015/16	2016/17
	Women Enterprise Day	Enterprise Development	VD				Vdm				R44 000.00			
	Female farmer competition	female farmer support	VD								R80 000.00			
	Youth Entrepreneur competition	Youth emancipation and support	VD				Vdm, Seda & Libsa				R200 000.00			
	Youth farmer competition	Youth emancipation and support	VD				Vdm				R200, 000.00			
	Youth Tourism competition	Youth emancipation and support	VD				Vdm				R200 000.00			
	Exhibition local	District promotion	VD				Vdm				R200 000.00			
	Exhibition International	District promotion	VD				Vdm				R300 000.00			
	Land Development Summit	Information sharing on land issues	VD				Vdm				R344 000.00			
	Durban Indaba	District	VD				Vdm				R300			

PROGRAMME AND PROJECTS NO.	PROGRAMME AND PROJECT NAME	PROGRAMME/ PROJECTS DESCRIPTION	LOCATION				IMPLEMENTING AGENT	Overall Budget	PLANING AND DESIGN		IMPLEMENTING PERIOD AND BUDGET			
			District Municipality	Local Municipality	Town/Village	Coordinates			Financial Year	Budget	2013/14	2014/15	2015/16	2016/17
		promotion	M								000.00			
	GIS Week	GIS Capacity building	VD M				Vdm				R150 000.00			
	Environmental management	Awareness campaign	Vd m				VDM				R275 000.00			
	Exhibition Decorex		VD M	All			VDM				R119 800.00			
	BUHERA Twining		VD M				VDM				R215 000.00			
	District Growth Summit	Summit	VD M				VDM				R350 000.00			
	Development Planning forums		VD M				VDM				R400 000.00			
PROJECTS														
	Awelani Community Tourism	Accomodation	VD M				VDM				R2 m			
	Tshakhuma	Seedling	VD				VDM				R500			

PROGRAMME AND PROJECTS NO.	PROGRAMME AND PROJECT NAME	PROGRAMME/ PROJECTS DESCRIPTION	LOCATION				IMPLEMENTING AGENT	Overall Budget	PLANNING AND DESIGN		IMPLEMENTING PERIOD AND BUDGET			
			District Municipality	Local Municipality	Town/Village	Coordinates			Financial Year	Budget	2013/14	2014/15	2015/16	2016/17
	Nursery	production	M								000.00			
	Agriculture lending depot	leasing of farm machinery	VD M				VDM				R2.5m			
	Mapate community tourism	Accommodation	VD M				VDM				R3.1m			
	Maila Medicinal Farm	Conservation of medicinal plants	VD M	Makhadona	Maila		DEA				R19m			
	Makhado CBD Clean Zone Warriors	Clean zone route/ Drop-Off Points	VD M	Makhadona			DEA				R5.4m			

LEDET MUNICIPALITY PROJECTS AND PROGRAMS FOR THE 2012/13 FINANCIAL YEAR

Project /Programme name	Project / Programme description	Local municipality/ District	Implementing agent	Project/programme duration	Total budget	MTEF forward estimates		
						2013/14	2014/15	2015/16
Micro	Provision of	Vhembe	LEDET	2015 / 2016	R 9,740	R3,102	R3,273	R3,365

Project /Programme name	Project / Programme description	Local municipality/ District	Implementing agent	Project/programme duration	Total budget	MTEF forward estimates		
						2013/14	2014/15	2015/16
Enterprise Development Initiative	infrastructure to informal traders: construction of market stalls				m	m	m	m
Implementation Limpopo Business Registration Act	Capacitate municipalities	Local municipality	LEDET	Twelve months	139 000	139 000		
Vhembe Environmental Management Framework (EMF)	Development of the Vhembe EMF	Vhembe District	LEDET	October 2013 – March 2015	R2.3 m			
Biodiversity scientific support services on biodiversity management	Provide scientific support services on biodiversity management	Vhembe	LEDET	8 months	500 000	500 000	500 000	500 000
Phiphidi Waterfalls	Development of Phase two Construction of	Thulamela Local municipality	LEDET	2013/2016 NDT funding the Project through SRI programme	R20 m			

Project /Programme name	Project / Programme description	Local municipality/ District	Implementing agent	Project/programme duration	Total budget	MTEF forward estimates		
						2013/14	2014/15	2015/16
	Tourism Facilities.							
Mukhumbani Waterfalls	Development of Phase two Construction of Tourism Facilities.	Thulamela Local Municipality	LEDET	2013/2016 NDT funding the Project through SRI programme	R20 m			
Safety Monitors	Training and placement of 50 Tourism Safety Monitors at strategic places for Tourism purposes	Vhembe District Municipality	LEDET	2013/2014	R19 m NDT funding the Project for Provinces.	R19 m		

RURAL DEVELOPMENT AND LAND REFORM PROJECTS 2013/14								
NO.	PROGRAMME AND PROJECT NAME	AMME/ PROJECTS DESCRIPTION	LOCATION	NG AGENT	Overall Budget	PLANNING AND DESIGN	IMPLEMENTING PERIOD AND BUDGET	

			District Municipality	Local Municipality	Town/Village	Coordinates			Financial Year	Budget	2013/14	2014/15	2015/16	2016/17	
	Kharisume poultry projects			Makha do							R 7 980 m				
	Mavungeni poultry projects											R 8 m			
	Matjuda farming project											R 3 m			
	Balanganani farming project											R 1, 2 m			
	Ramabulana project											R2, 5 m			
	Myngenoegen project											R 6 m			
	R/E and Ptn 1 of Uitzicht 28ls,ptn 0 or Troy 458 MS, ptn 0 of Smithfield MS,Ptn 0 of Loiusville 33 LS											R 28 m			
	Malukuta project			Musina							R1 m				
	Sithole project											R 1, 2 m			
	Mafela project											R 1, 5 m			
	Ptn1 of Burton 570 MS											R 5 m			
	Takusanani Women			Thulam							R 4,				

RURAL DEVELOPMENT AND LAND REFORM PROJECTS 2013/14														
PROJECTS NO.	PROGRAMME AND PROJECT NAME	PROGRAMME/ PROJECTS DESCRIPTION	LOCATION				IMPLEMENTING AGENT	Overall Budget	PLANNING AND DESIGN		IMPLEMENTING PERIOD AND BUDGET			
			District Municipality	Local Municipality	Town/Village	Coordinates			Financial Year	Budget	2013/14	2014/15	2015/16	2016/17
	and Agricultural project			ela							465 m			

1. LIMPOPO ECONOMIC DEVELOPMENT AGENCY (LEDA)

Project /Programme name	Project / Programme description	Local municipality / District	Implementing agent	Project/programme duration	Total budget	MTEF forward estimates		
						2013/14	2014/15	2015/16
Approve 145 home loans @ R300 000k per home loan Job Creation Job maintenanc	Grant loans to the value of R43.5m Create 870 jobs	All the District Municipalities	LEDA	2013 - 16	R150m	R43.5m R55,2m	R50,8m	

Project /Programme name	Project / Programme description	Local municipality / District	Implementing agent	Project/programme duration	Total budget	MTEF forward estimates		
						2013/14	2014/15	2015/16
e	Maintain 2175 jobs							
Fumani Greenstone	Gold feasibility study	Vhembe	LEDA	10 years	5 000 m	10 m	1 000 m	2 000 m
Rock Island + Louis Moore	Gold and copper prospecting	Vhembe	LEDA	5 years	500 m	30 m	75 m	150 m
Public passenger Transport	Providing public transportation to commuters	All districts in Limpopo	LEDA	The programme runs on a daily basis	R584m	R680m R806m		R749m

LIMPOPO TOURISM AUTHORITY (LTA)

Project /Programme name	Project / Programme description	Local municipality / District	Implementing agent	Project/programme duration	Total budget	MTEF forward estimates		
						2013/14	2014/15	2015/16
10 Prioritized Infrastructure Development for Provincial Nature Reserves (Lekgalameetshe , Makuya, Doorndraai Dam,	LTA to implement Reserves infrastructure Programme to maintain, upgrade and develop infrastructure	The whole Province	LTA	2013/2016 LTA to manage the Funds as per Project Plan	R60 m			

Project /Programme name	Project / Programme description	Local municipality / District	Implementing agent	Project/programme duration	Total budget	MTEF forward estimates		
						2013/14	2014/15	2015/16
N'wanedi, Nylsvley, Rust De Winter, D'nyala, Letaba Ranch, Makapan Valley World Heritage Site, Schuinsdraai Dam or Blouberg.)	enon prioritized Provincial Nature Reserves as per attached Project Plan,							

LEDET TOURISM PROJECTS

PROJECT NAME	PROG. NAME	PROJ. DESCRIPTION/ TYPE OF STRUCTURE	District Municipality	Local municipality	IMPLEMENTING AGENT	PROJECT/ PROG. DURATION		TOT. BUDG.	MTEF FORWARD ESTIMATES		
						Date start	Date Finish		MTE F 2013/14	MTE F 2014/15	MTE F 2015/16

N'wanedi Nature Reserve	Infrastructure development	Upgrade the resort, Development of road and fence infrastructure & recreational structure for visitors. Buy resort furnishers, a new boat, office equipment, staffing and operations.	Vhembwe	Mutale	LEDET	2013	2016	R36m	R11m	R15m	R10m
-------------------------	----------------------------	--	---------	--------	-------	------	------	------	------	------	------

PROJ CT NAME	PROG. NAME	PROJ. DESCRIPTION/ TYPE OF STRUCTURE	PROG	District municipality	Local Municipality	IMPLEM ENTING AGENT	PROJECT/ PROG. DURATION		Total Budget	MTEF FORWARD ESTIMATES		
							Date start	Date Finis h		MTE F 2013/ 14	MTE F 2014/ 15	MTE F 2015/ 16
Musina Nature Reserv e	Infrastru cture Develop ment	Upgrade an existing bush camp and staff accommodation. Develop road infrastructure and roadside lodge and its infrastructure.		Vhemb e	Mu sin a	LEDET	2013	2016	R15 m	R3m	R5m	R7m
Makuya Nature Reserv e	Infrastru cture develop ment	Upgrade staff accommodation, expansion of Singo Safari Lodge and the high voltage solar power installation.Upgrading internal roads,the		Vhemb e	Thu lam ela	LEDET	2013	2016	R26 m	R8m	R1m	R6m

		riverine camping site, world view and gate office. Buying resort furnishers, office equipment, communication, staffing and operations.										
--	--	--	--	--	--	--	--	--	--	--	--	--

LDA : LANDCARE PROJECTS 2013/14				
Project names	Municipalities	Project description	Implementing agent	Estimated budget
Siloam	Makhado	Soil conservation	LDA	R 600,000.00
Mutale-Nwanedi	Mutale	Veld management	LDA	R 900,000.00
Tshirathema	Mutale	Awareness creation	LDA	R 64,000.00
Livhuvu Nandoni	Thulamela	Awareness creation	LDA	R 64,000.00

LDA Infrastructure proposed projects for 2013/14					
Project names	Municipalities	District municipality	Implementing agent	Project description	Estimated budget
Tshaulu phase 3	Thulamela	VDM	LDA	Installation of irrigation system	1,100,000
Tshikonelo	Thulamela	VDM	LDA	Installation of irrigation system	6,900,000
Mutele irrigation Project	Mutale	VDM	LDA	Installation of irrigation system at Mutele irrigation project 33 ha	1,000,000

LDA Infrastructure proposed projects for 2013/14					
Project names	Municipalities	District municipality	Implementing agent	Project description	Estimated budget
Ringetani community project	Makhado	VDM	LDA	Drill additional borehole and equip for irrigation	300,000
Muswodi community Project	Mutale	VDM	LDA	Drill additional borehole and equip for irrigation	300,000
Chivirikani Co-op	Thulamela	VDM	LDA	Install irrigation system for 27ha	1,200,000
Nwanedi Incubator hub	Musina	VDM	LDA	Water purification	4,000,000
Development of Nwanedi Vegetable hub	Musina	VDM	LDA	Comprehensive study and plans on packhouse	500,000
Sasekisani phase 1	Thulamela	VDM	LDA	Retention payment of the constructed packhouse	63,465
Sasekisani phase 2	Thulamela	VDM	LDA	Construction of layer house	4,500,000
Madzivhandila structures	Thulamela	VDM	LDA	Construction of 16 sow unit	5,262,000
Matsika Infield	Thulamela	VDM	LDA	In-field irrigation upgrade	6,600,000
Tshiombo bulk	Thulamela	VDM	LDA	Bulk water system upgrade	5,000,000
Planning & Design Fees	All	VDM	LDA	Planning and design of schemes for futer projects	10,000,000
Construction supervision	All	VDM	LDA	Construction Supervision for projets under implementation	5,000,000
DS MAANDA	MUSINA	VDM	LDA	1 X SHELTER	120,000
AG DOWNIE	MUSINA	VDM	LDA	700 X METER FENCE	65,500
MM THOVHAKAKE	MUSINA	VDM	LDA	1 X KM FENCE	85,000
TE MUHASHELA	MUSINA	VDM	LDA	FENCE	

LDA Infrastructure proposed projects for 2013/14					
Project names	Municipalities	District municipality	Implementing agent	Project description	Estimated budget
					28,200
AM MUKWEOHO	MUSINA	VDM	LDA	1 X WATER PUMP	45,500
TS TSHISEVHE	MUSINA	VDM	LDA	1 X ELECTRIC MOTOR	32,000
MS NTSHINGEDZENI	MUSINA	VDM	LDA	100 METER PIPELINE	22,500
NL PHASWANA	MUSINA	VDM	LDA	1 KM PIPELINE	52,000
MJ NDOU	MUSINA	VDM	LDA	1 X ELECTRIC MOTOR	43,000
AT SADIKE	MUSINA	VDM	LDA	1X 22 KW ELECTRIC MOTOR	48,000
		VDM	LDA	12 METER PIPELINE	27,500
P SEMATLA	MUSINA	VDM	LDA	4 X ELECTRIC MOTORS	500,000
		VDM	LDA	4 X KM PIPELINES	200,000
		VDM	LDA	7 X KM FENCE	450,000
		VDM	LDA	4 X PUMPS	350,000
KE MATSHUSA	MUSINA	VDM	LDA	12 X ROLL DRIP LINES	28,000
			LDA	1 X KM FENCE	90,000
MW NEMALALA	MUSINA	VDM	LDA	1X MOTOR AND PUMP	180,000
LR MANAGA	MUSINA	VDM	LDA	1 X FOOT VALVE	38,500

LDA Infrastructure proposed projects for 2013/14					
Project names	Municipalities	District municipality	Implementing agent	Project description	Estimated budget
KA KHAKHU	MUSINA	VDM	LDA	1 X ELECTRIC MOTOR	55,700
		VDM	LDA	1 X SUCKING PIPE/FOOT VALVE	50,000
AJ MUDAU	MUSINA	VDM	LDA	1 X PUMP	65,000
TD NTSIENI	MUSINA	VDM	LDA	1 X ELECTRIC MOTOR	112,000
DA MAKUKUTA	MUSINA	VDM	LDA	1 X PUMP	60,000
		VDM	LDA	1 X ELECTRIC MOTOR	110,000
AD RABAMBUKWA	MUSINA	VDM	LDA	1 X ELECTRIC MOTOR	98,000
MS MUSETHA	MUSINA	VDM	LDA	1 X ELECTRIC MOTOR	95,000
K TSHINYISANI	MUSINA	VDM	LDA	1 X ELECTRIC MOTOR	115,000
NT TSHILANDE	MUSINA	VDM	LDA	2 X WATER PUMP	112,000
		VDM	LDA	1 X FOOT VALVE	38,500
MR RAPHALALANI	MUSINA	VDM	LDA	1 X ELECTRIC MOTOR	44,000
		VDM	LDA	1 X WATER PUMP	68,000
RS NDOU	MUSINA	VDM	LDA	4 HA X DRIP LINE	55,000
A RENDANI	MUSINA	VDM	LDA	1 X FOOT VALVE	65,000
TP MUKWEOHO	MUSINA	VDM	LDA	1 X ELECTRIC MOTOR	

LDA Infrastructure proposed projects for 2013/14					
Project names	Municipalities	District municipality	Implementing agent	Project description	Estimated budget
					98,000
NE MULAUDZI	MUSINA	VDM	LDA	1 X ELECTRIC MOTOR	115,000
NJ PHASWANA	MUSINA	VDM	LDA	1X PUMP VALVE	53,200
KE MATSHUSA	MUSINA	VDM	LDA	2 X ELECTRIC MOTOR	60,000
MAPHAYA SINGO	MAKHADO	VDM	LDA	5 KM FENCE	120,000
NYELISANI SM	MAKHADO	VDM	LDA	3 KM FENCE	215,000
S TSHIKOHELA	MAKHADO	VDM	LDA	1 X BROILER HOUSE	133,480

6.5 JUSTICE CLUSTER PROGRAMMES

Table 6.5: Justice Cluster programmes and projects

PROGRAMME AND PROJECTS NO.	PROGRAMME AND PROJECT NAME	PROGRAMME/ PROJECTS DESCRIPTION	LOCATION				IMPLEMENTING AGENT	Overall Budget	PLANNING AND DESIGN		IMPLEMENTING PERIOD AND BUDGET			
			District Municipality	Local Municipality	Town/Village	Coordinates			Financial Year	Budget	2013/14	2014/15	2015/16	2016/17
PROGRAMME														
	Safety and security	Crime Prevention campaign	VD M	All LMs			VDM/S APS	R 75 000.00			R 75 000.00			
		Crime Prevention Indaba	VD M	All LMs			VDM/S APS	R 80 000.00			R 80 000.00			
		Youth Against crime festive seasons campaign	VD M	All LMs			VDM/S APS	R 45 000.00			R 45 000.00			

ANNEXURES: SECTOR PLANS

NAME OF SECTOR PLAN	Available	Approval	Reviewed	Annexure
		Year		
1. 2013/14 Budget	Yes	2013	-	A
2. Five Year Financial Plan	Yes	2008	-	B
3. Environmental Management Plans	Yes	2010	-	C
4. Disaster Management Plan	Yes	2010	-	D
5. Integrated Transport Plan (ITP)	Yes	2008	2010	E
6. Water Service Development Plan (WSDP)	Yes	2002	2010	F
7. Local Economic Development (LED)	Yes	2006	2010	G
11. Comprehensive Infrastructure Investment Plan	Yes	2010	-	H
12. Institutional Plan	Yes	2008	-	I
13. HIV/AIDS Operational Plan	Yes	2012	-	J
14. Anti-Corruption and Fraud Prevention Strategy	Yes	2008	2009	K
15. Spatial Development Framework	Yes	2007	2010	L
16. Strategic Information Systems Plan (SISP)/Master Systems Plan (MSP)	Yes	2008	-	M
17. Performance Management System Framework	Yes	2008	2011	N
18. Communication strategy	Yes	2008	2011	O
19. District Health Plan	Yes	2008	-	P

20. Education Plan	Yes	2008	-	Q
21. Employment Equity Plan	Yes	2009	-	R
22. Energy Master Plan	Yes	2006	-	S
23. Integrated Waste Management Plan	Yes	2005	2010	T
24. Retention and Succession Plan	Under Development	-	-	U
25. Risk Management Strategy	Yes	2008	-	V
26. Land Audit Report	Yes	2010	-	W
27. Workplace Skills Plan	Under Development	-		X
28. Tourism, Agriculture and SMMEs Strategies	Yes	2009	-	Y